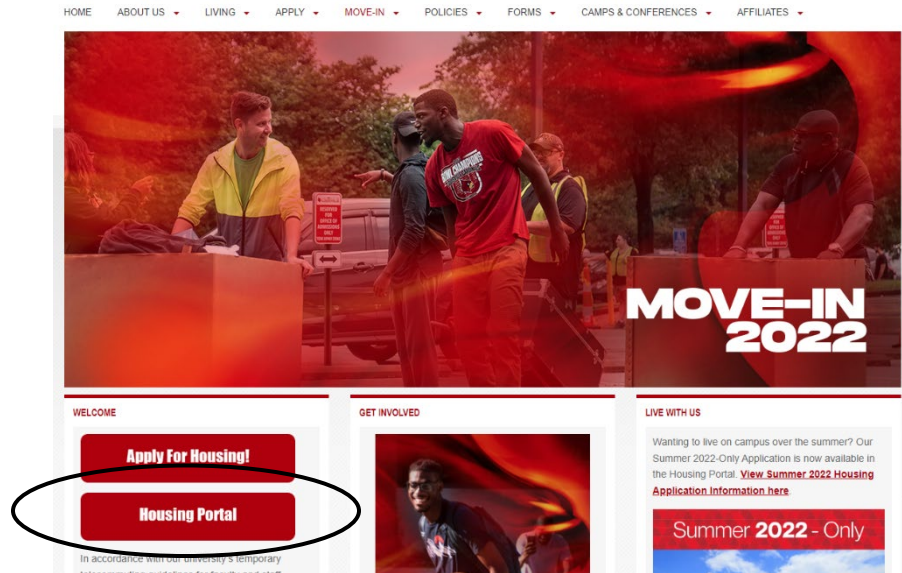
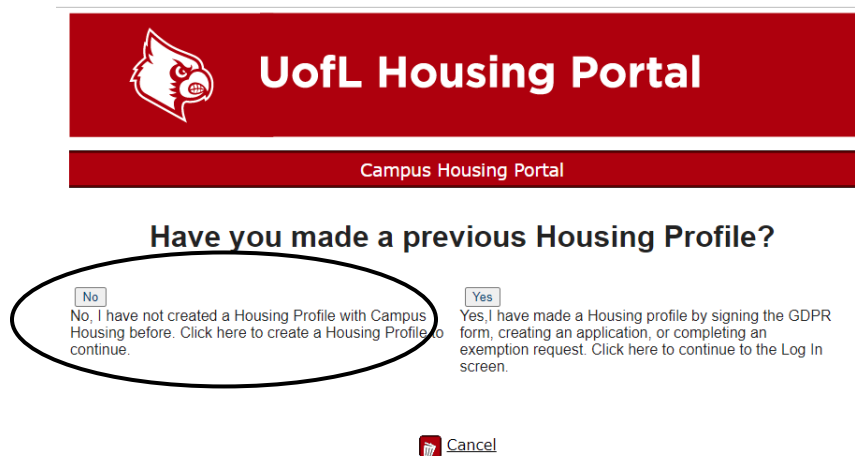


How to Apply For An LLC or TC as a First Time Applicant:

1. Create a Housing Profile by visiting <https://louisville.edu/housing> and clicking on the button that says “Housing Portal”



2. Choose the option that says “No”.



3. Create your profile by filling in the blanks. Please choose “International” for the “State” dropdown.


UofL Housing Portal

Create Your Housing Profile

PLEASE NOTE: This is to create your profile in the Housing system. This is NOT the Housing application; creating a profile does not create an application for you in the system.

If you are an international student, please select "International" in the State field for your address.

Student ID Number:	<input type="text"/>	*	Sex Assigned at Birth:	<input type="text" value="Unspecified"/>	*
Legal First Name:	<input type="text"/>	*	Birth Date:	<input type="text" value="m/d/yyyy"/>	*
First Name You Use:	<input type="text"/>	*	Personal Email Address:	<input type="text"/>	*
Middle Name:	<input type="text"/>	*	University Email:	<input type="text"/>	*
Legal Last Name:	<input type="text"/>	*	Phone Cell:	<input type="text"/>	*
Address:	<input type="text"/>	*			
Apt #:	<input type="text"/>	*			
City:	<input type="text"/>	*			
State:	<input type="text"/>	*			
Zip Code:	<input type="text"/>	*			






 Cancel  Finish

4. Login to your new Housing Portal Profile and on the homepage of your account, click 'Apply'.

UofL Housing Portal



If you have not already, don't forget to complete your profile in My Account by uploading a profile picture!

-  MY ACCOUNT
-  MY APPLICATIONS
-  REQUESTS
-  LLC/TC
-  WEBSITE

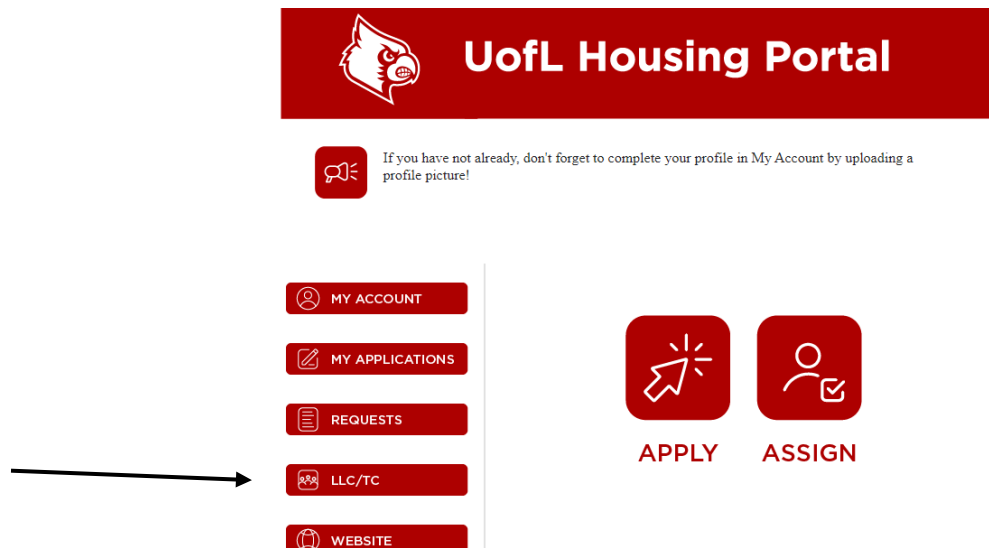


5. Proceed by filling out the entirety of the Housing application.
6. On the Housing application, there is a section about LLC's and TC's where you will be able to rank your top three preferences, in order.

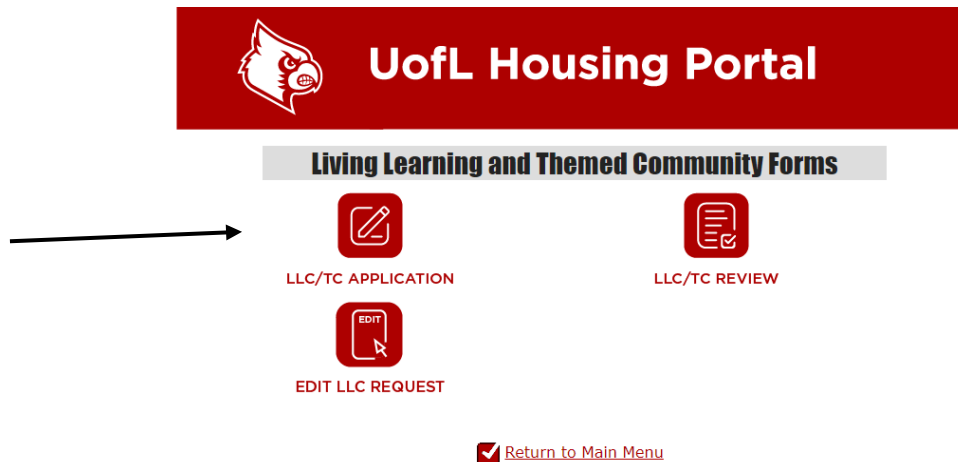
7. At the end of the application, make sure to both submit the application AND pay the fee.

How To Apply For an LLC or TC When You Have Already Applied For Housing:

1. Login to your Housing Portal account and click the 'LLC/TC' button on the left hand side of the page.



8. Click 'LLC/TC Application'.



9. Once the student opens the application, you will first fill out some basic information such as their major, minor (if applicable), and their t-shirt size.



Student Information

Student ID Number:	<input type="text" value="fall22test3"/>	LLC/TC: Major:	<input type="text"/>
Legal First Name:	<input type="text" value="David"/>	Minor:	<input type="text"/>
First Name You Use:	<input type="text" value="David"/>	T-Shirt Size:	<input type="text"/>
Legal Last Name:	<input type="text" value="Henry"/>		

LLC/TC Participation Consent Statements

In order to participate in a Living Learning or Themed Community, there are six agreement statements that you must consent to. If you do not agree to any of the statements below, you will need to select the Cancel button to cancel your LLC/TC application.

By checking this box, I am agreeing to adhere to the community standards set forth by the LLC or TC advisor.	<input type="checkbox"/>	*	By checking this box, I am agreeing to live in the assigned residence hall of the LLC or TC that I am approved for.	<input type="checkbox"/>	*
By checking this box, I am agreeing to enroll in the courses connected to the LLC that I am approved for.	<input type="checkbox"/>	*	By checking this box, I am agreeing to participate in LLC or TC specific programming that is mandated by the LLC or TC that I am approved for.	<input type="checkbox"/>	*
By checking this box, I am agreeing to familiarize myself with the cost of living in the residence hall of the LLC or TC that I am approved for.	<input type="checkbox"/>	*	By checking this box, I am agreeing to possible reassignment from the community I am approved for due to lack of participation during the academic year.	<input type="checkbox"/>	*

10. Next, students will list their top three preferences of LLC's or TC's that they want to apply for. If a student only wants to apply for one, they have the option to do that as well. There will be a drop down list of all of the LLC's and TC's for the student's to select from.



LLC/TC First Preference Application

LLC/TC First Preference Name

- Air Force ROTC LLC
- Army ROTC LLC
- Bayard Rustin LGBTQ+ & Social Justice TC
- College of Business LLC
- Education and Health & Sport Science LLC
- Engineering LLC (First Year)
- Engineering LLC (Upper Level)
- Entrepreneurship LLC (Upper Level)
- Ethics LLC
- Feminist Social Justice Leadership LLC (First Year)
- First-Generation Cardinal TC
- Global Village TC
- Health Sciences LLC
- Honors LLC
- Men of PEACC LLC
- Metropolitan College TC (First Year)
- Metropolitan College TC (Second Year)
- Parish LLC
- Psychology LLC

[Finish](#)



UofL Housing Application

LLC/TC **Second Preference** Application

LLC/TC Second Preference Name

[Cancel](#) [Previous Step](#) [Next Step](#) [Finish](#)



UofL Housing Application

LLC/TC **Third Preference** Application

LLC/TC Third Preference Name

[Cancel](#) [Previous Step](#) [Finish](#)

11. Once they have listed all of their top preferences, they can click 'finish' and they should hear back from the LLC's/TC's within 2-3 weeks.