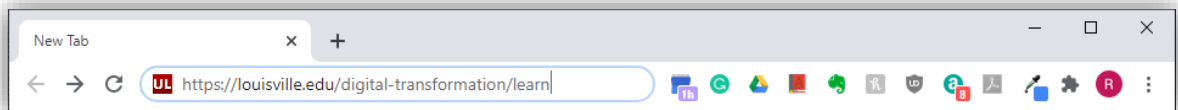


IBM Skills Academy **Beginner** Learning Path Walkthrough

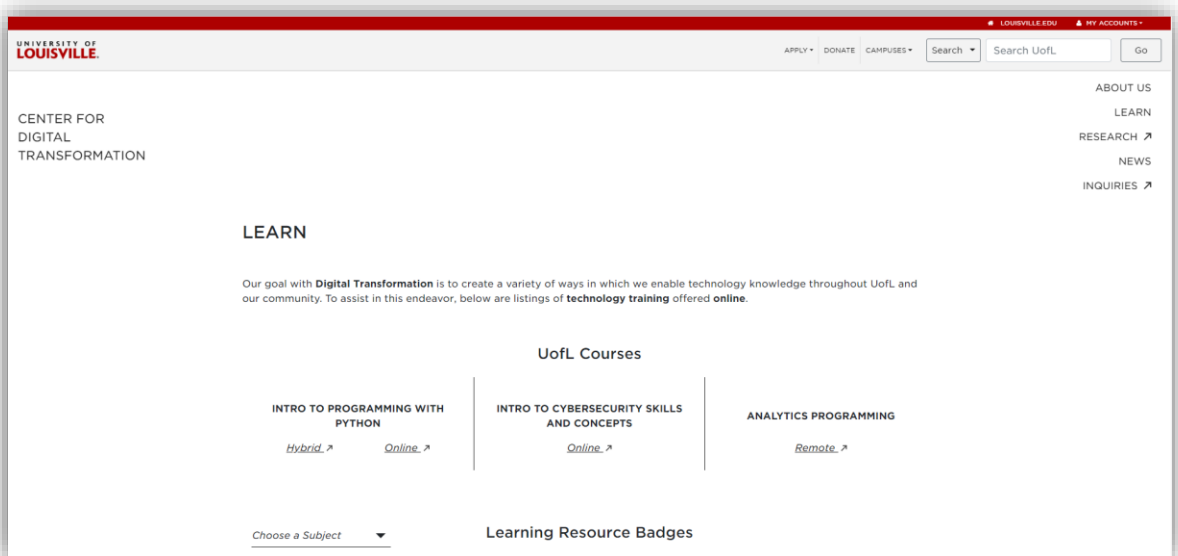
This walkthrough outlines the process of accessing IBM Skills Academy course offerings through the Center for Digital Transformation's Learn webpage. By the end of this walkthrough, users will be able to:

- Locate the Learn webpage on the Center for Digital Transformation's website.
- Access the IBM Skills Academy website.
- Sign into or create an account for IBM Skills Academy.
- Browse IBM Skills Academy course offerings.
- Filter IBM Skills Academy courses to simplify course selection.
- Select and enroll in an IBM Skills Academy course.

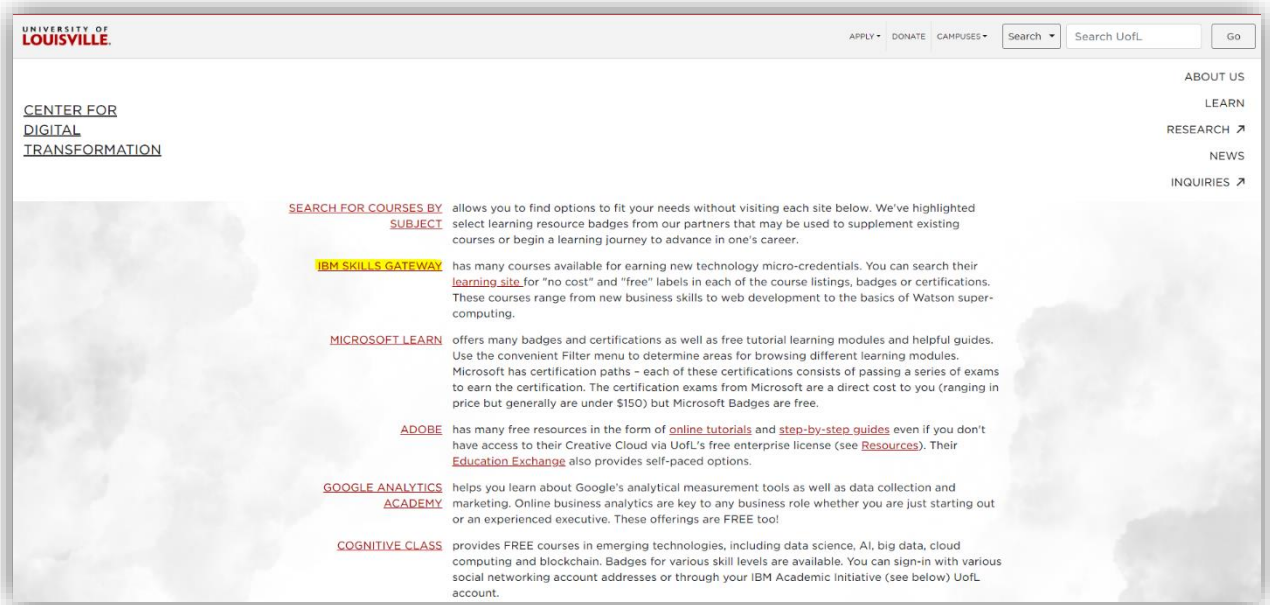
1. Open a web browser of your choice (Google Chrome was used for this example).
2. Type <https://louisville.edu/digital-transformation/learn> into the browser's search bar and press *Enter* on your keyboard.
 - Alternatively, press the **CTRL** button on your keyboard and **Left Click** the blue hyperlink above.



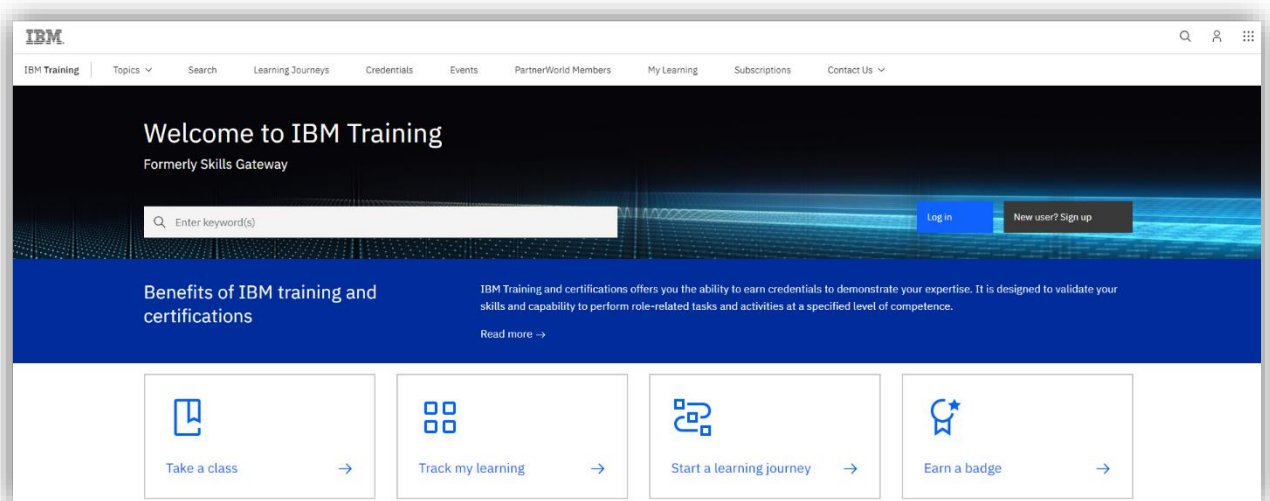
3. The Center for Digital Transformation's Learn webpage will launch in your browser.



4. Scroll down through the webpage until you reach a list of red hyperlinks listing the various student learning options available. For this example, **Left Click** the IBM Skills Gateway hyperlink (highlighted in the image below) to launch the IBM Skills Gateway homepage.
- Alternatively, you can press the **CTRL** key on your keyboard and **Left Click** the following hyperlink to launch the IBM Skills Gateway homepage: <https://www.ibm.com/training/>



5. On the IBM Skills Gateway homepage, **Left Click** the blue *Log In* button.



6. Once you have launched the sign in page, **Left Click** the blue *Create an IBMid* hyperlink.

Log in to IBM

IBMid [Forgot IBMid?](#)

Remember me [i](#)

Continue

Don't have an account? [Create an IBMid](#)

7. Enter the Email address, First Name, Last Name, and Password you'd like to use for your account. Select your Country or region of residence from the dropdown list. Once you've filled out this information, **Left Click** the white *Next* button.

IBM

Create your IBM account

Access to trials, demos, starter kits, services and APIs

Already have an IBM account? [Log in](#)

Sign up for an IBMid

1. Account information

E-mail ⓘ
Your email address will become your IBMid, which you'll use to log into IBM.com.

First name Last name

Password

- 8 characters minimum
- One lowercase character
- One uppercase character
- One number

Country or region of residence
United States

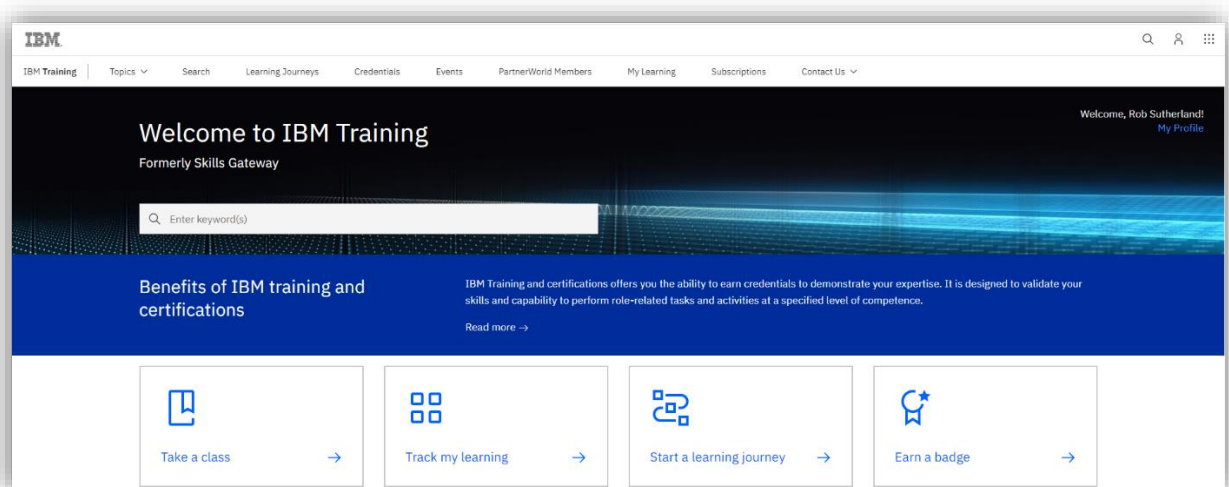
Next

8. IBM will send a 7-digit code to the email you entered to verify your account. Enter this 7-digit code, check or uncheck the box to opt into receiving emails from IBM about products, and **Left Click** the *Create account* button.

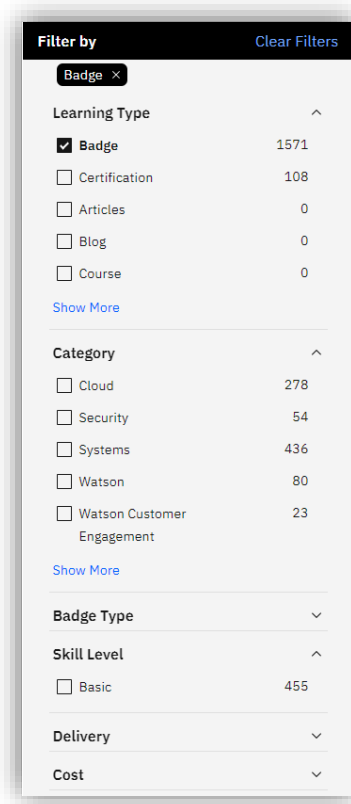
The screenshot shows a web page titled "2. Verify email". It contains the following text and elements:

- Text: "We emailed a 7 digit code to **rob.sutherland@louisville.edu**"
- Text: "This code will expire in 30 minutes."
- Text: "Verification token"
- Form: A text input field containing "7 digit code" with a red error icon to its right.
- Text: "A verification code is required in order to create an account."
- Text: "Didn't receive the email? Check your spam filter for an email from ibmacct@iam.ibm.com."
- Text: "You can resend the verification token in **38** seconds"
- Text: "IBM may use my contact data to keep me informed of products, services and offerings:"
- Form: A checked checkbox followed by the text "by email".
- Text: "You can withdraw your marketing consent at any time by submitting an [opt-out request](#). Also you may unsubscribe from receiving marketing emails by clicking the unsubscribe link in each email."
- Text: "More information on our processing can be found in the [IBM Privacy Statement](#). By submitting this form, I acknowledge that I have read and understand the IBM Privacy Statement."
- Text: "I accept the product [Terms and Conditions](#) of this registration form."
- Form: A grey "Create account" button.

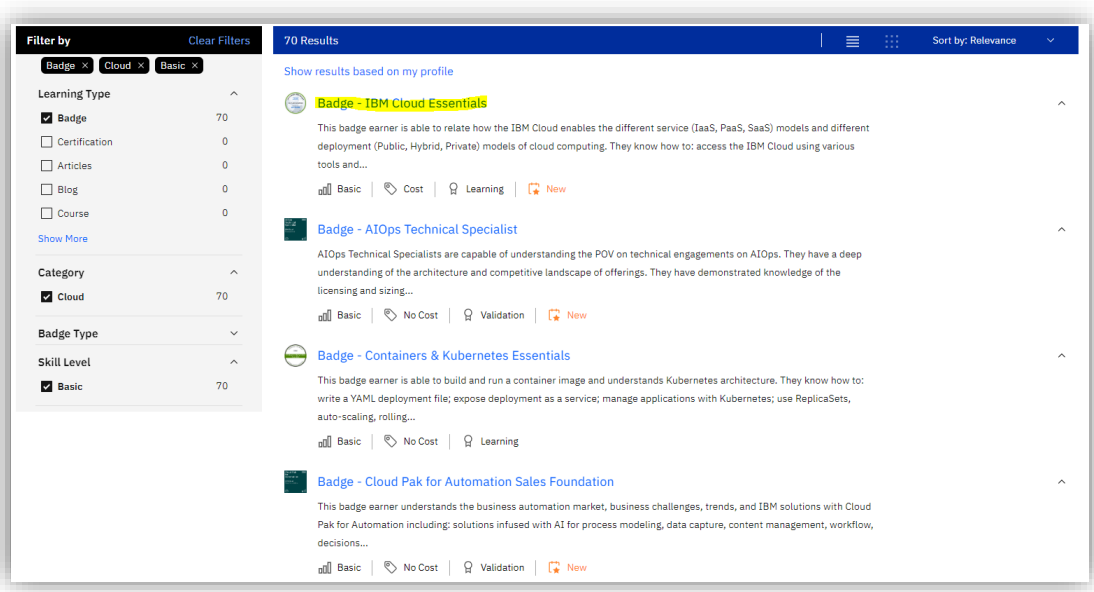
9. You will be returned to the IBM Skills Gateway homepage as a logged in user. **Left Click** the *Take a class* button in the bottom left of the screen.



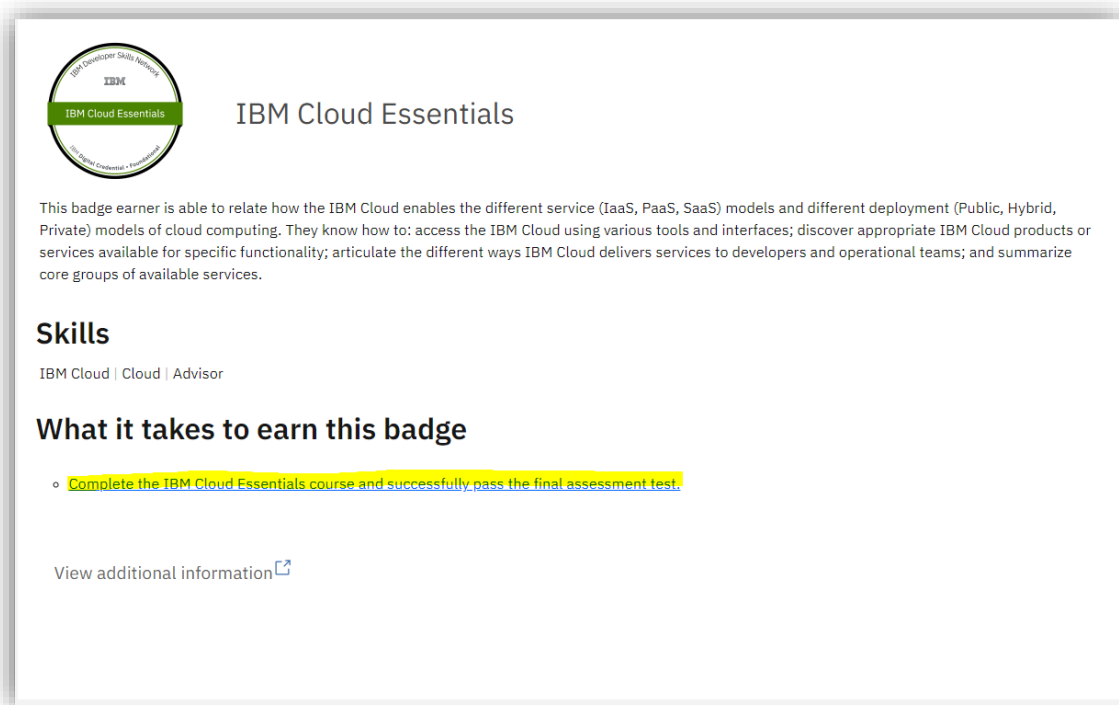
10. On the left side of your screen, filter the list of course results based on your specific search criteria. For this example, the Badge Learning Type, Cloud Category, and Basic Skill Level have been selected to find Basic IBM Cloud course offerings.




11. Once you have filtered your results, locate a course that interests you and **Left Click** the title. For this example, we have selected the “Badge – IBM Cloud Essentials” course.



12. After selecting your course from the list of available courses, **Left Click** the Blue hyperlink underneath the *What it takes to earn this badge* header.



 IBM Cloud Essentials

IBM Cloud Essentials


This badge earner is able to relate how the IBM Cloud enables the different service (IaaS, PaaS, SaaS) models and different deployment (Public, Hybrid, Private) models of cloud computing. They know how to: access the IBM Cloud using various tools and interfaces; discover appropriate IBM Cloud products or services available for specific functionality; articulate the different ways IBM Cloud delivers services to developers and operational teams; and summarize core groups of available services.

Skills

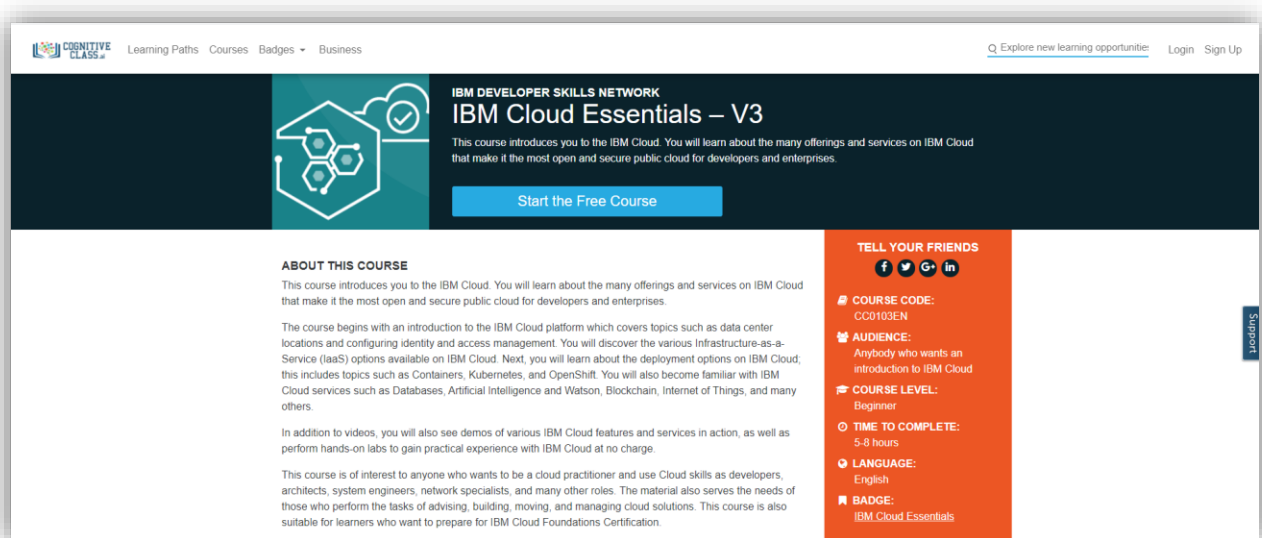
IBM Cloud | Cloud | Advisor

What it takes to earn this badge

- [Complete the IBM Cloud Essentials course and successfully pass the final assessment test.](#)

[View additional information](#) 

13. After arriving at your selected course's homepage, **Left Click** on the Blue *Start the Free Course* button.



COGNITIVE CLASS Learning Paths Courses Badges Business Q Explore new learning opportunities Login Sign Up

IBM DEVELOPER SKILLS NETWORK

IBM Cloud Essentials – V3

This course introduces you to the IBM Cloud. You will learn about the many offerings and services on IBM Cloud that make it the most open and secure public cloud for developers and enterprises.

[Start the Free Course](#)

ABOUT THIS COURSE


This course introduces you to the IBM Cloud. You will learn about the many offerings and services on IBM Cloud that make it the most open and secure public cloud for developers and enterprises.

The course begins with an introduction to the IBM Cloud platform which covers topics such as data center locations and configuring identity and access management. You will discover the various Infrastructure-as-a-Service (IaaS) options available on IBM Cloud. Next, you will learn about the deployment options on IBM Cloud, this includes topics such as Containers, Kubernetes, and OpenShift. You will also become familiar with IBM Cloud services such as Databases, Artificial Intelligence and Watson, Blockchain, Internet of Things, and many others.

In addition to videos, you will also see demos of various IBM Cloud features and services in action, as well as perform hands-on labs to gain practical experience with IBM Cloud at no charge.

This course is of interest to anyone who wants to be a cloud practitioner and use Cloud skills as developers, architects, system engineers, network specialists, and many other roles. The material also serves the needs of those who perform the tasks of advising, building, moving, and managing cloud solutions. This course is also suitable for learners who want to prepare for IBM Cloud Foundations Certification.

TELL YOUR FRIENDS



COURSE CODE:
CC0103EN

AUDIENCE:
Anybody who wants an introduction to IBM Cloud

COURSE LEVEL:
Beginner

TIME TO COMPLETE:
5-8 hours

LANGUAGE:
English

BADGE:
IBM Cloud Essentials

Support

14. You will be redirected to your selected course. You have successfully completed course registration.

