



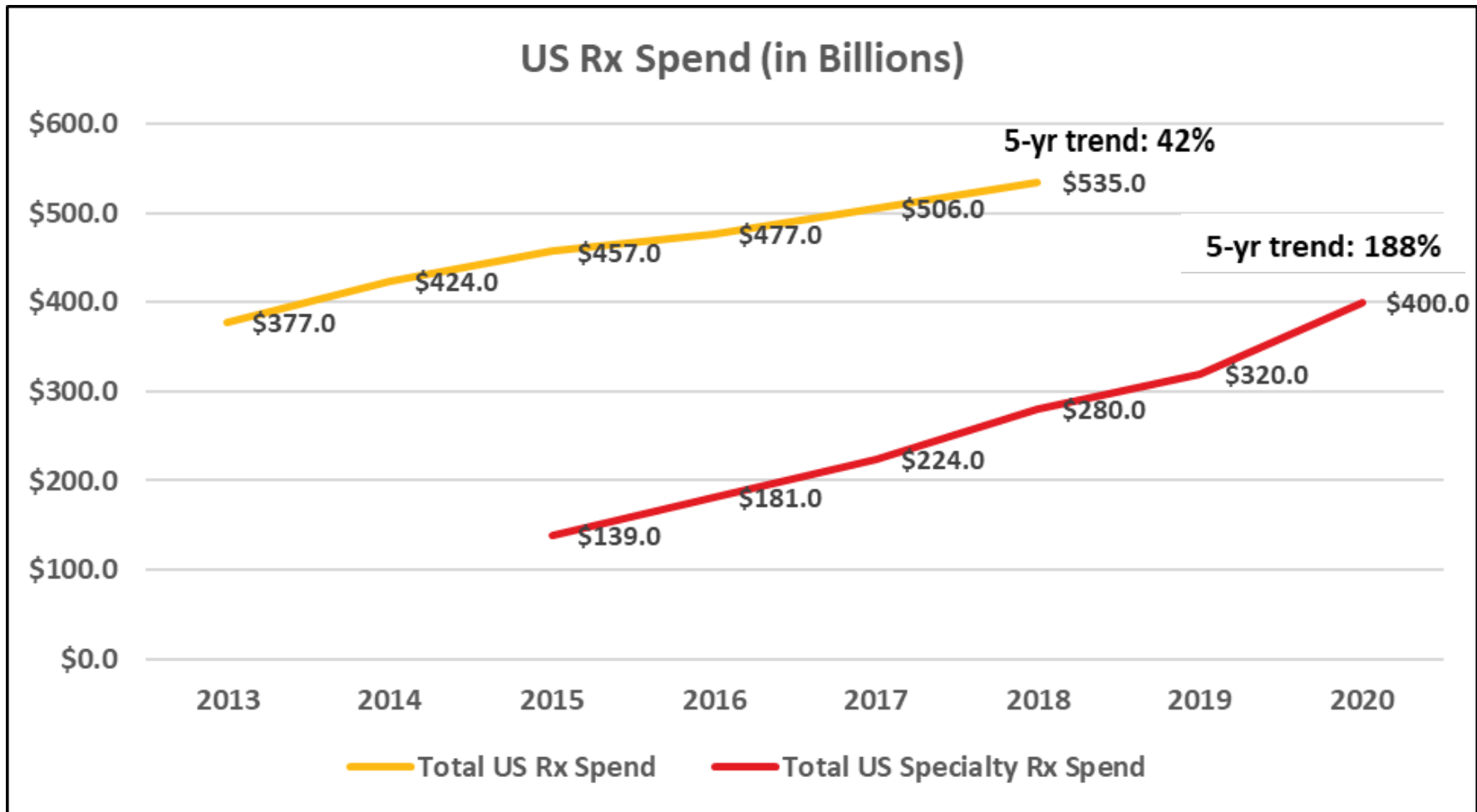
Prescription Drug Update

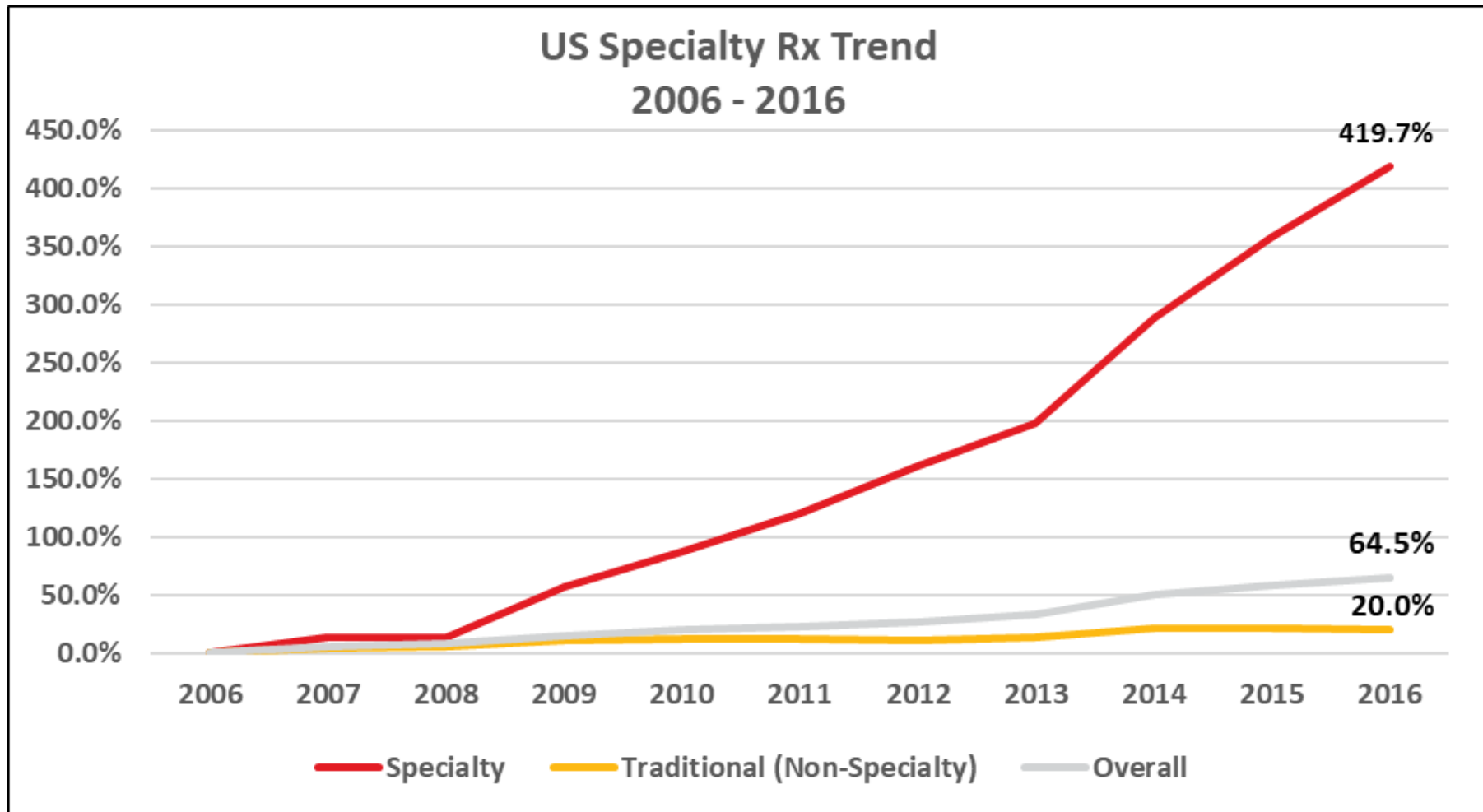
Staff Senate

July 2018



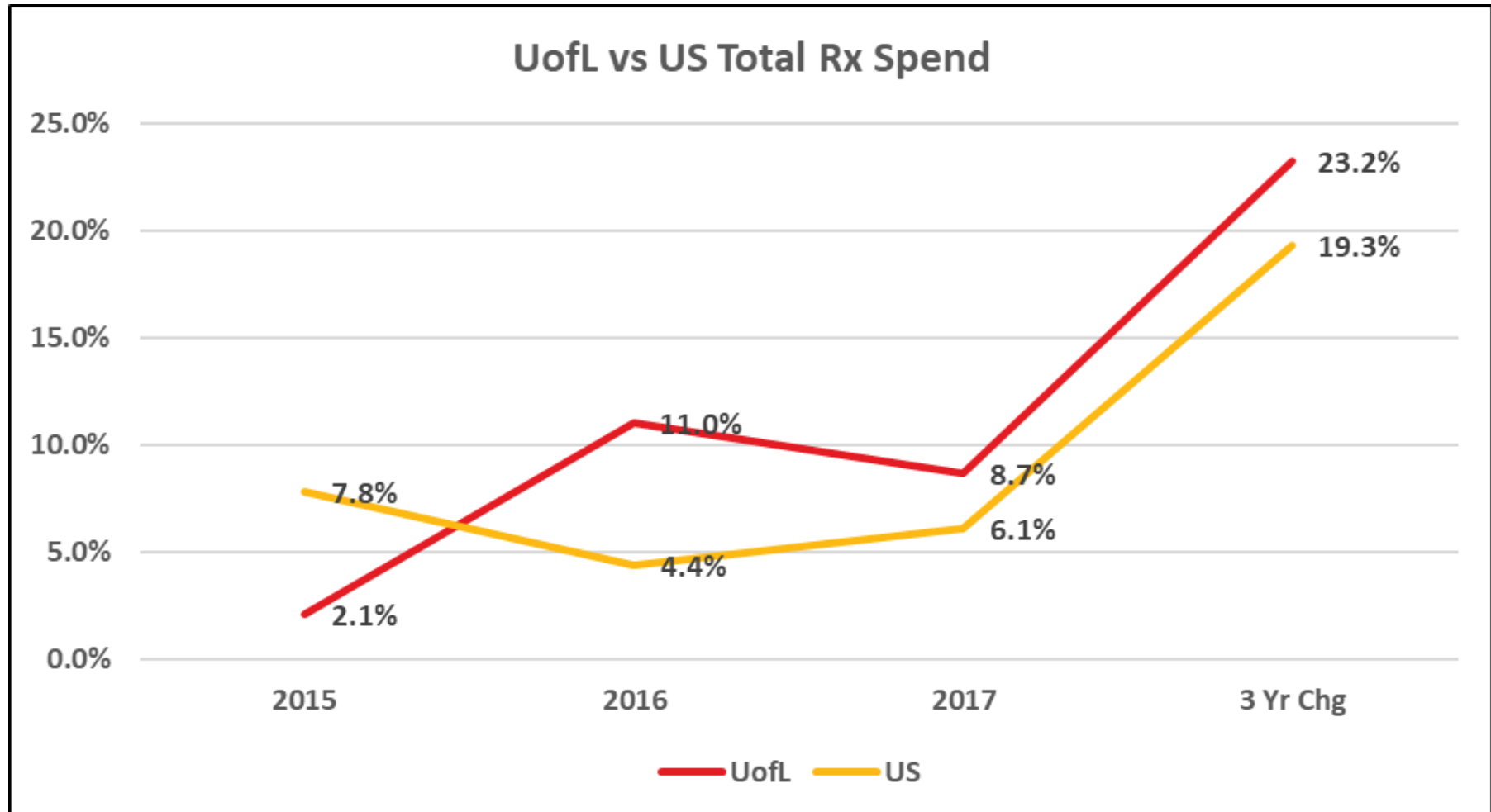
Prescription Drug Spending Market Data – Total US







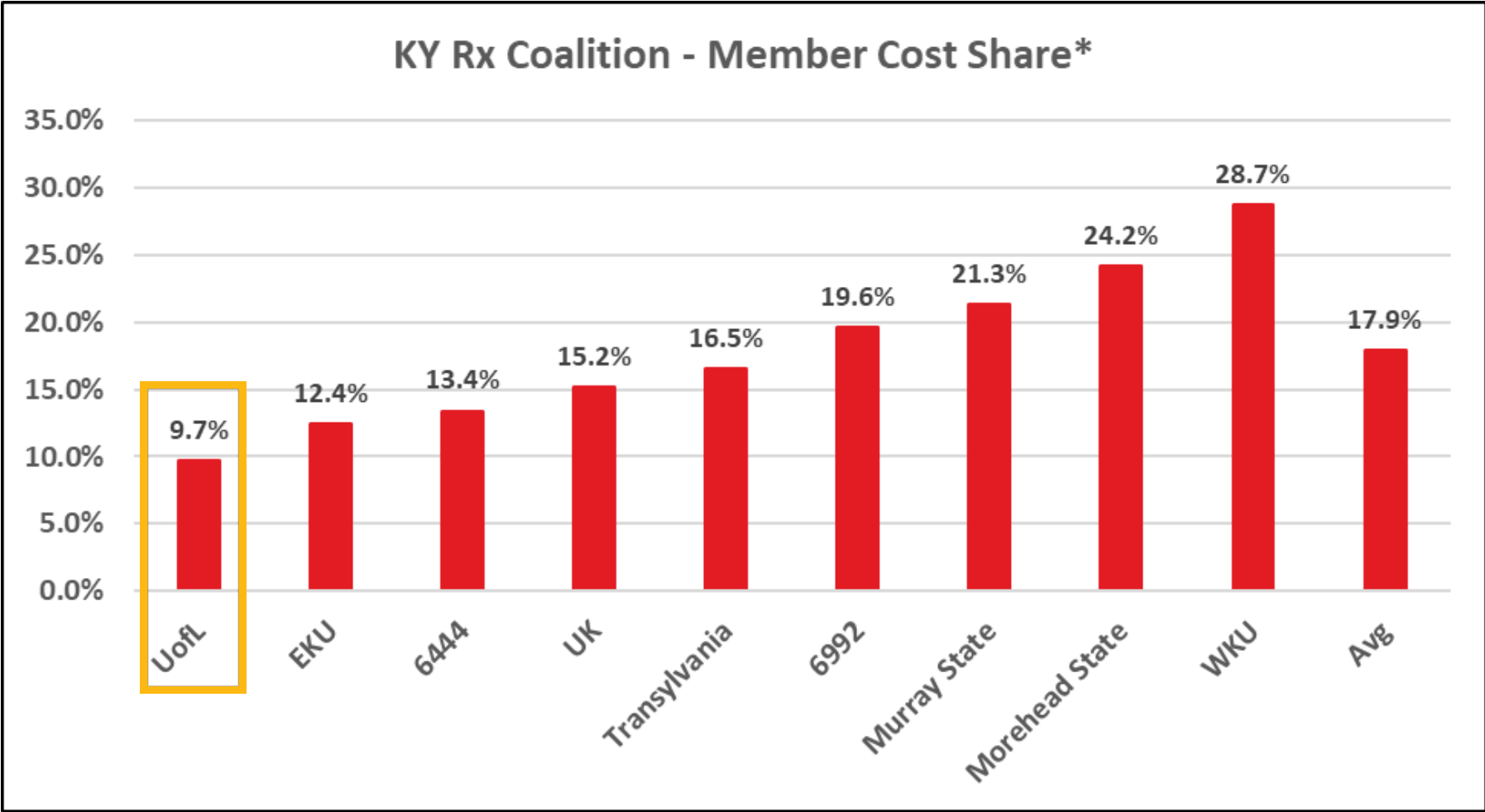
Prescription Drug Spending UofL vs Market



	<u>2014</u>	<u>2015</u>	<u>2016</u>	<u>2017</u>	<u>3-Yr Ch</u>
UofL (M)	\$14.2	\$14.5	\$16.1	\$17.5	\$3.3
US (B)	\$424.0	\$457.0	\$477.0	\$506.0	\$82.0



Prescription Drug Spending Employee Cost-Sharing



* Includes member copay and co-insurance



Prescription Drug Plan Design

Non-Specialty Generic Rx

		Non-Specialty Generic Copay / Co-insurance			
0 - 30 Days Supply		Retail		Home Delivery (Mail Order)	
		Current	1/1/2019	Current	1/1/2019
Generic		\$8	\$10	N/A	
	<i>Market</i>	\$10 - \$20		N/A	
Formulary		25%	25%	N/A	
	<i>Market</i>	\$60 max	\$60 max	N/A	
		\$70 / \$100 max		N/A	
Non-Formulary		40%	40%	N/A	
	<i>Market</i>	\$100 max	\$100	N/A	
		N/A	N/A	N/A	

90 Days Supply		Retail		Home Delivery (Mail Order)	
		Current	1/1/2019	Current	1/1/2019
Generic		\$24	\$30	\$16	\$20
	<i>Market</i>	N/A	N/A	\$30 - \$100	
Formulary		25%	25%	15%	15%
	<i>Market</i>	\$180 max	\$180 max	\$120	\$120 max
		N/A	N/A	25% / \$50 - \$375 max	
Non-Formulary		40%	40%	35%	35%
	<i>Market</i>	\$300 max	\$300 max	\$200 max	\$200 max
		N/A	N/A	45% / \$150 - \$600 max	

Change from Current



Prescription Drug Plan Design Specialty Rx

		Specialty Copay / Co-insurance			
0 - 30 Days Supply		Retail		Home Delivery (Mail Order)	
		Current	1/1/2019	Current	1/1/2019
Generic		\$8	25% \$100 max	\$16	25% \$100 max
	<i>Market</i>	N/A	N/A	20% - 50% / \$40 - \$250 max	
Formulary		25% \$60 max	25% \$150 max	15% \$120	25% \$150 max
	<i>Market</i>	N/A	N/A	20% - 25% / \$125 - \$250 max	
Non-Formulary		40% \$100 max	40% \$250 max	35% \$200	40% \$250 max
	<i>Market</i>	N/A	N/A	30% - 50% / \$175 max	

90 Days Supply		Retail		Home Delivery (Mail Order)	
		Current	1/1/2019	Current	1/1/2019
Generic		\$24	25% \$300 max	\$32	25% \$300 max
	<i>Market</i>	N/A	N/A	N/A	N/A
Formulary		25% \$180 max	25% \$450 max	15% \$240 max	25% \$450 max
	<i>Market</i>	N/A	N/A	N/A	N/A
Non-Formulary		40% \$300 max	40% \$750 max	35% \$400 max	40% \$750 max
	<i>Market</i>	N/A	N/A	N/A	N/A

Change from Current