

A YEAR IN REVIEW

President Neeli Bendapudi



September 24, 2019

YEAR IN REVIEW
A LOOK BACK
WHERE WE'VE BEEN AND
WHERE WE'RE GOING

ACADEMIC & STUDENT AFFAIRS

Graduation Rates

- **4 year**
 - 2018 – 31.8%
 - 2019 – 37.0%
- **5 year**
 - 2018 – 50.9%
 - 2019 – 54.4%
- **6 year**
 - 2018 – 56.6%
 - 2019 – 58.6%

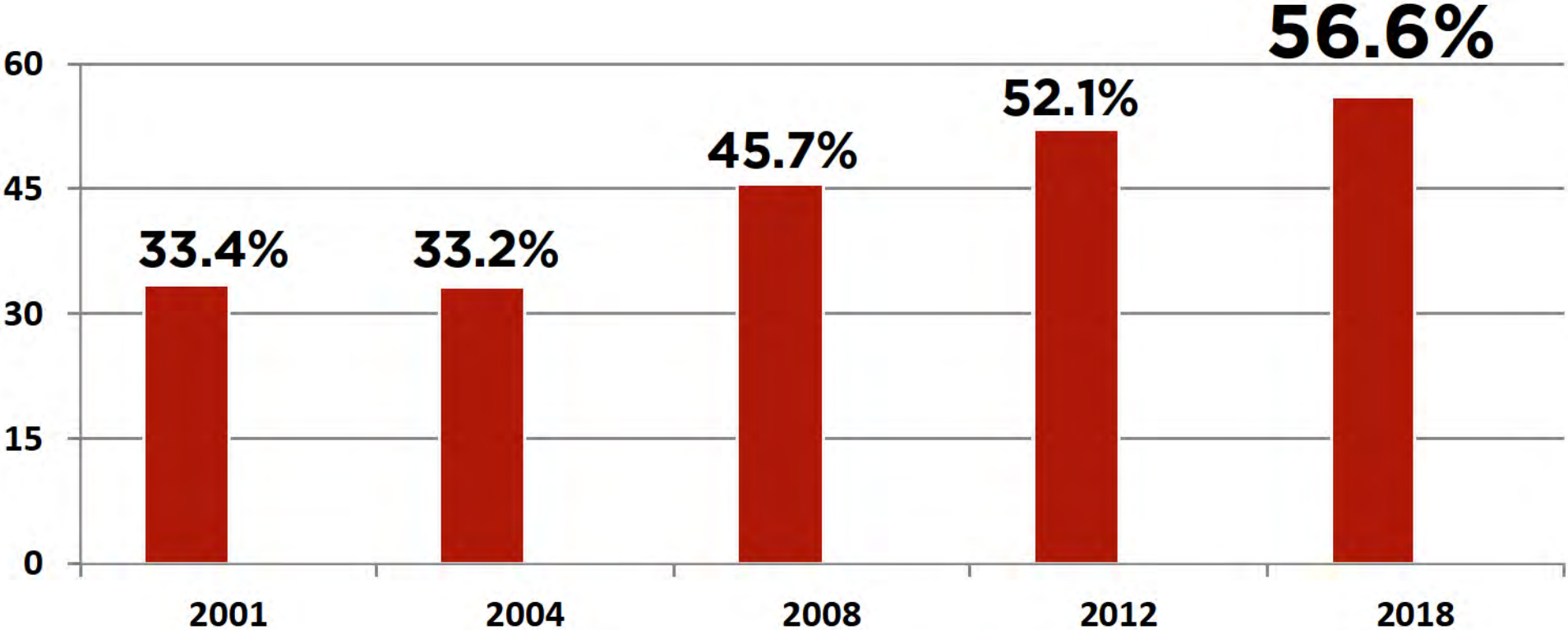
What actions led to this?

- Increased academic profile of incoming students
- Increased # of student success coordinators
- Increased retention efforts
- Intrusive Advising
 - early warning alerts
 - eliminating barriers to registration
- Increased # of Living Learning Communities

Fall 2019 data are preliminary pending final reconciliation with the Council on Postsecondary Education (CPE).



GRADUATION RATE GROWTH



ACADEMIC & STUDENT AFFAIRS

Retention & Persistence

- \$5M for one-time funding of recruitment and retention projects
- Provost created an Enrollment Management Advisory Committee (EMAC)
 - **comprised of three subcommittees: Enrollment Management, Retention and Persistence, and Summer Utilization.**
 - **the Retention and Persistence Committee developed 51 recommendations, which they ranked in priority**
- Completed the Strategic Enrollment Management Plan
- Partnerships with Norton Healthcare and Commonwealth Credit Union



PROUD PARENT OF A UofL STUDENT

ACADEMIC & STUDENT AFFAIRS

Retention & Persistence

- Summer 2018

- Degree Audit and Smart Planner tools were unavailable for many majors for planning degree path
- 3 Student Success Coordinators
- 5 Exploratory & Transition Advisors
- UPS starting pay for Metropolitan College students is \$10.60/hour

- Fall 2019

- Over 200 majors/minors/intended plans now have access to the Degree Audit and Smart Planner
- 5 Student Success Coordinators
- 8 Exploratory & Transition Advisors
- UPS starting pay for Metropolitan College students is \$14.00/hour



ACADEMIC & STUDENT AFFAIRS

Retention Highlights

- Closed the achievement gap on student grade performance in mathematics intervention courses
 - **73.3% pass rate for African American students**
 - **73.4% pass rate for white students**
- 1st Year First-Generation Mentoring Program with PNC Bank
- Opened Student Success Center in BAB combining First Year Experience, Student Success Coordinators, and Exploratory & Transition Advising
- 1st Year Peer Mentors in all 1st Year Orientation Courses
- Hired 2 designated First-Year Financial Aid Counselors
 - **work one-on-one with the students to complete financial aid paperwork**
 - **advise students on how to afford college, increasing financial literacy**



ACADEMIC & STUDENT AFFAIRS

Counseling Center

- prioritized improving mental health services for students
- increased the number of mental health practitioners in the Counseling Center
- identified new and expanded office space, placing this crucial support services in the hub of student life on campus
 - **the new location will open during this academic year, along with the hiring of new employees**
- created and charged a Faculty Mental Health Committee to evaluate additional opportunities to improve student well-being and student success



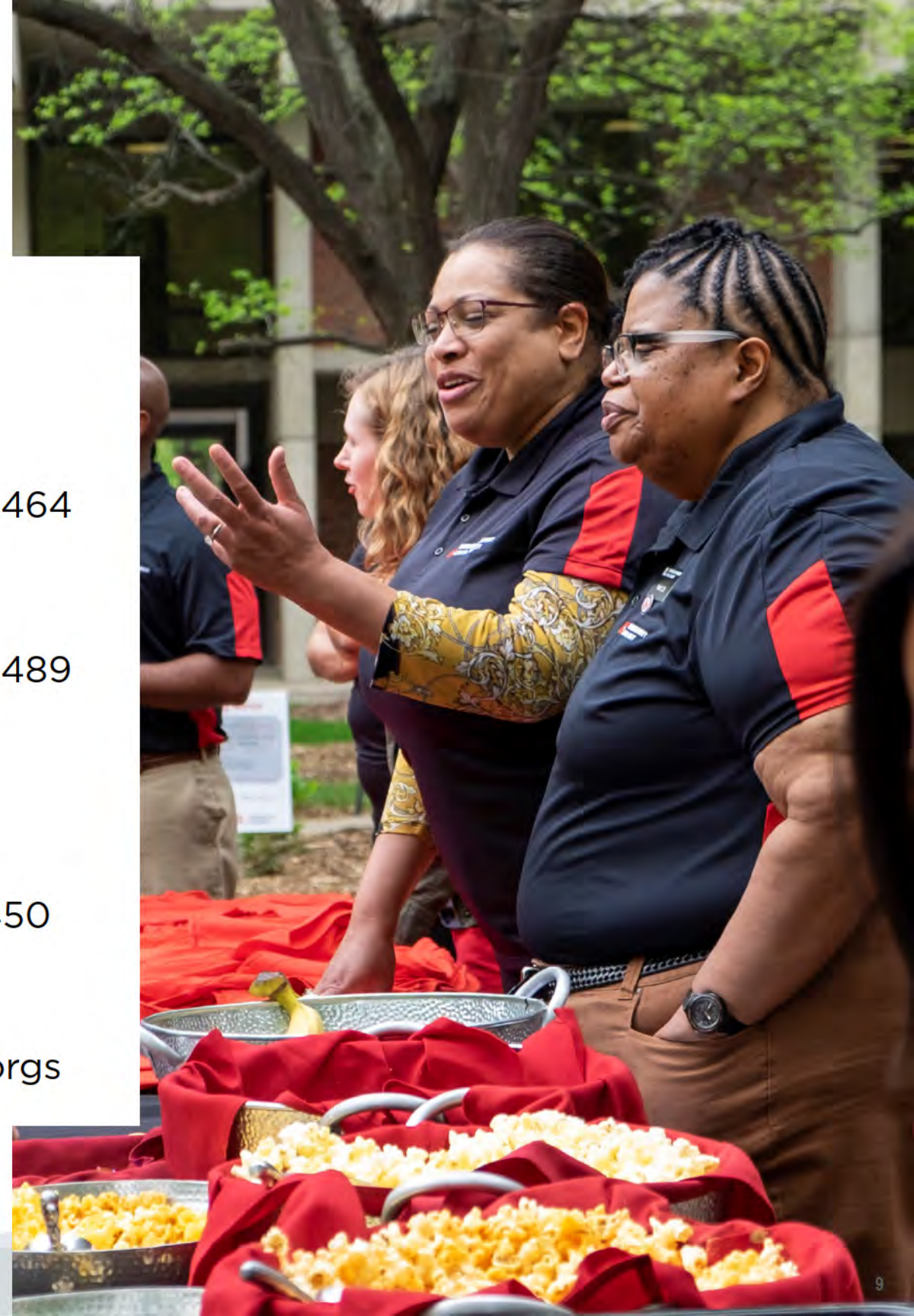
DIVERSITY, EQUITY AND INCLUSION

Porter Scholars

- Fall 2018
 - 195 freshmen
 - first time in College African American 464
- Fall 2019
 - 215 freshmen
 - first time in College African American 489
- 561 total Porter Scholars (Freshman-Senior)

Other RSOs

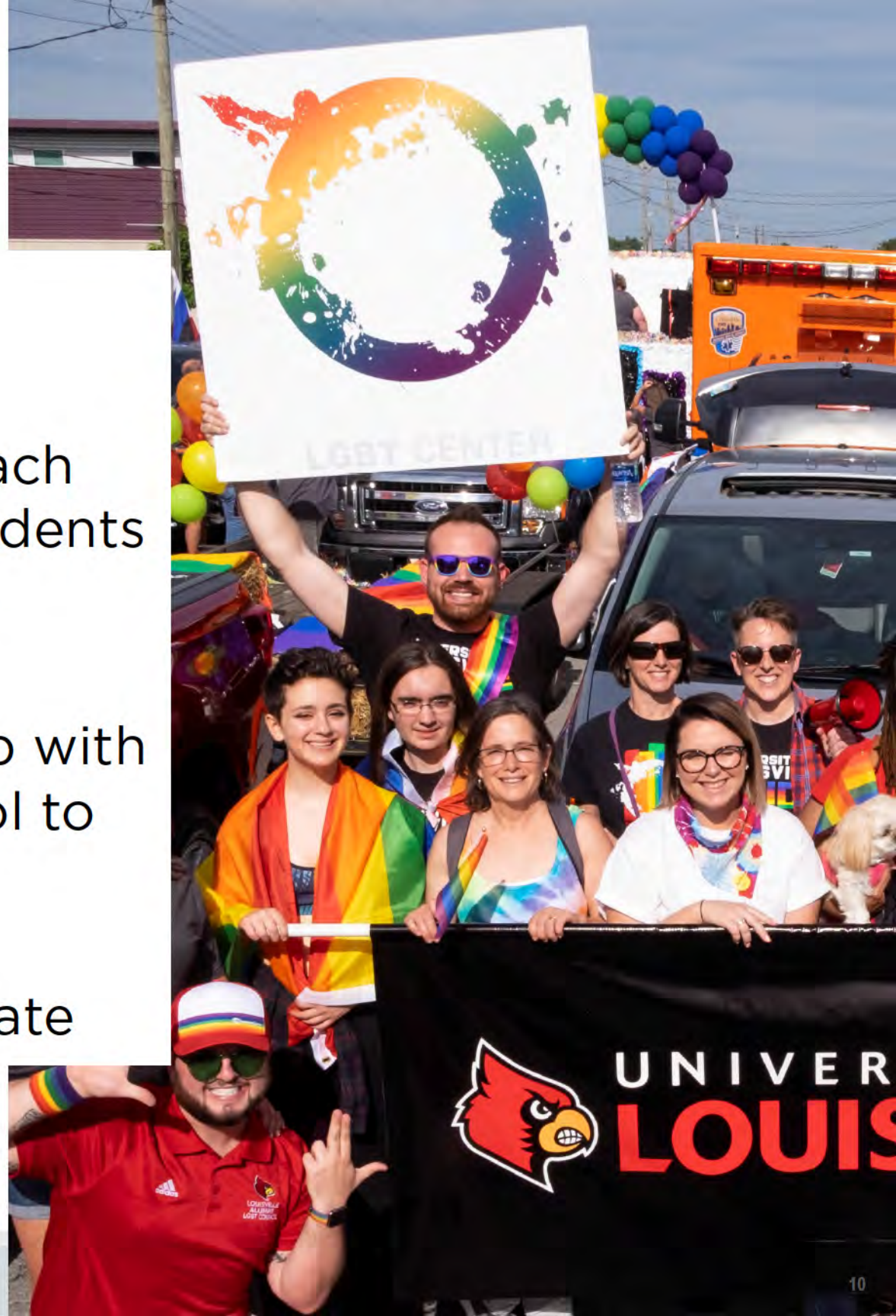
- the university as a whole has more than 450 total student organizations
- more than 70 multicultural student orgs
- more than 30 African American student orgs



DIVERSITY, EQUITY AND INCLUSION

Cultural Center

- hosts a pre-arrival program each year for African American Students
- students move in a day early
- 2 half days of workshop, discussions and events to help with the transition from high school to college
- on average 150-175 incoming students register and participate



DIVERSITY, EQUITY AND INCLUSION

2018-2019 Retention Rates*

- URM in cohort: 24.3%
- URM retained: 75.4%
- non-URM retained: 81.5%
- low-income in cohort: 38.5%
- low-income retained: 73.5%
- non-low-income retained: 84.1%
- Overall retention rate: 80.0%

6-year Graduation Rates*

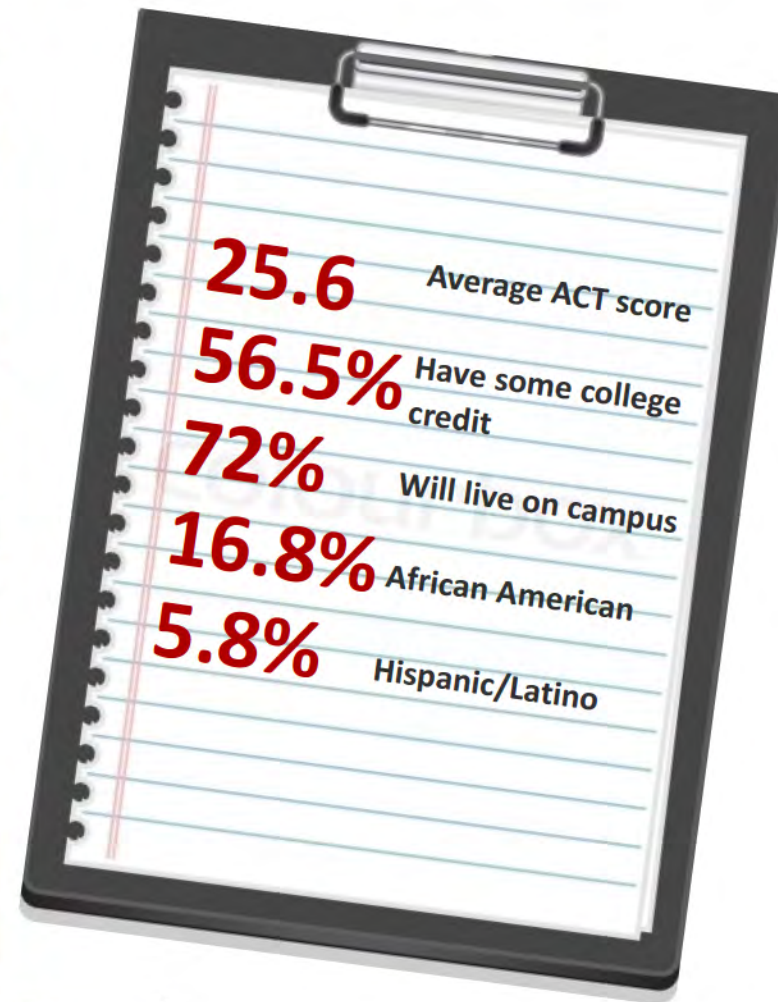
- URM in cohort: 18.4%
- URM graduation rate: 54.3%
- low-income in cohort: 30.2%
- low-income graduation rate: 48.3%
- Overall graduation rate: 58.6%

*2019 preliminary



ACADEMIC & STUDENT AFFAIRS

Incoming Freshman Class



2,802 enrolled*

Top Five Majors

Biology
Business
Education
Psychology
Nursing

*full and part-time entering students





ACADEMIC & STUDENT AFFAIRS

Recruitment

- Summer 2018

- 3 out of state recruiters
- first time students entering from 33 states
- 124 ULtra program students transferred from JCTC
- 201 part time, first time students

- Fall 2019

- 8 out of state recruiters
- first time students entering from 38 states
- 168 ULtra program students transferred from JCTC
- 263 part time, first time students



PROUD PARENT UofL STUDENT

NEW ACADEMIC PROGRAMS

College of Business

- Business Analytics Certificate*
- Horseracing Industry Business Certificate*
- Business Administration BBA*
- Management BS*

Speed School of Engineering

- Additive Manufacturing and Design MS*
- Materials & Energy Science & Engineering MS*

Arts & Sciences

- Urban Studies BS*
- LGBTQ Health Studies Undergraduate Certificate*

Kent School of Social Work

- Couples and Family Therapy MS**

Education & Human Development

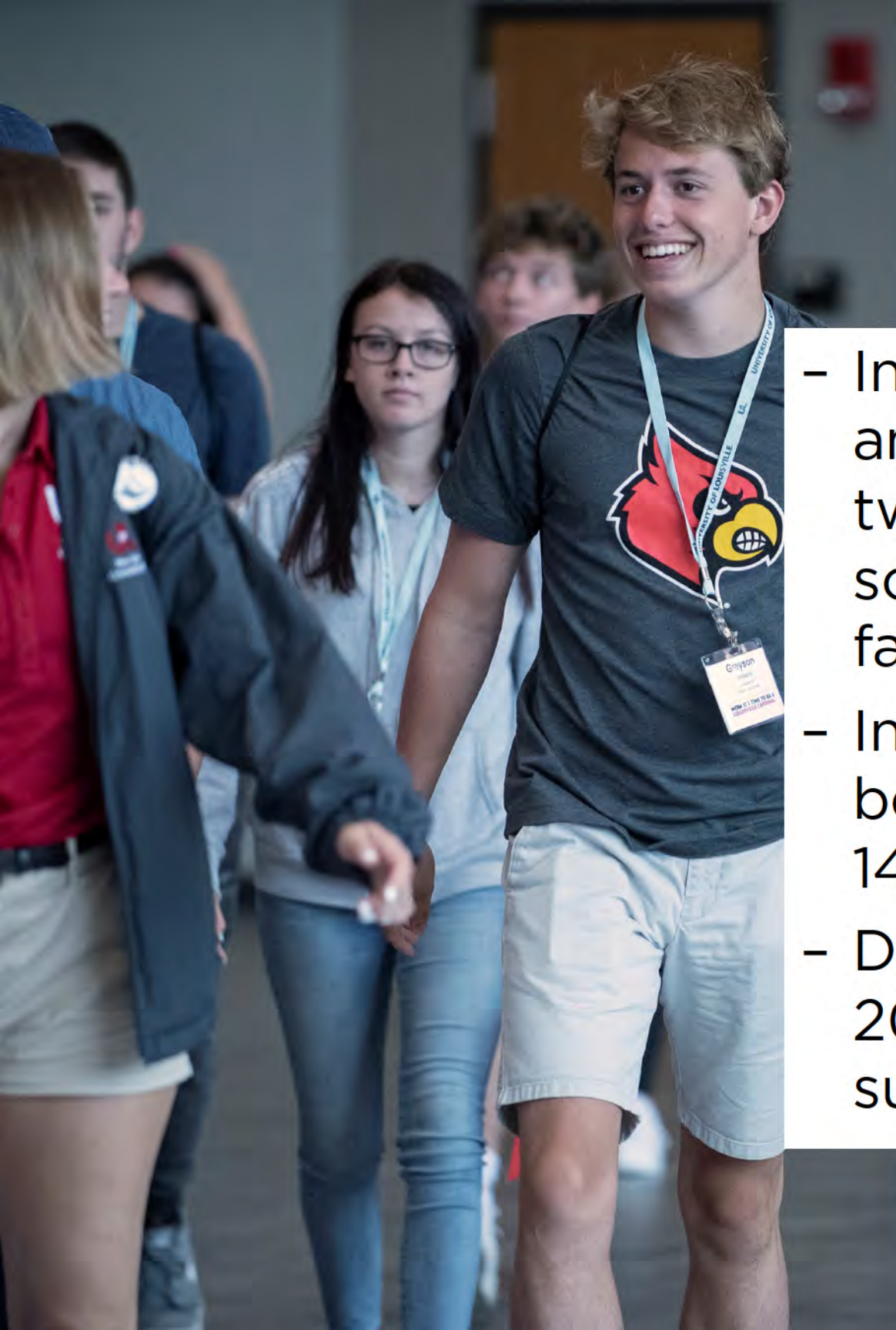
- Teaching English as a Second Language Certificate**
- Organizational Change in Higher Education Certificate*

*proposed

**pending Board of Trustees approval



NEW STUDENT HOUSING



- Initial work with the architects and contractors is underway for two new residence halls scheduled to open in fall 2021 and fall 2022, respectively.
- Increased the number of LLC beds from fall 2017 to fall 2018 by 14.4%.
- Developed four new LLCs for fall 2018 implementation: business, sustainability, ethics, and music.

DIVERSITY, EQUITY AND INCLUSION



U.S. News and World Report: “Top Performer on Social Mobility”

Because of its service to disadvantaged students, University of Louisville was named a Top Performer on Social Mobility in the U.S. News and World Report’s recently released Best Colleges 2020 rankings

The ranking evaluates which schools best serve underrepresented students’ and analyzes enrollment and graduation rates of low-income students with Pell Grants



A photograph of three men in business attire. On the left, an older man with white hair in a light pink shirt is looking towards the center. In the middle, a younger man with blonde hair in a light blue shirt and a patterned blue tie is looking towards the right. On the right, the back of a man's head and shoulders in a light blue striped shirt is visible. They appear to be in a social setting, possibly a conference or networking event, as the man in the center is holding a small plate of food.

FACULTY: 2,546

Promotion and Tenure: 95

- to Associate Professor and Tenure - 26
- to Associate Professor - 37
- to Professor - 30
- tenure only - 2

Arts and Sciences - 11

Dentistry - 9

Education - 3

Kent School - 4

Law - 5

Libraries - 1

Medicine - 47

Nursing - 1

Public Health - 3

Engineering - 8

Total - 95



DIVERSITY, EQUITY AND INCLUSION

Promotion and Tenure –2017-2018

- Total – 93
 - Female – 52.69 %
 - URM – 19.35 %

–2018-2019

- Total – 95
 - Female – 44.21 %
 - URM – 29.47 %

Presented to the Board of Trustees
June 20, 2019



STAFF

- hired an employee development and success director with the objective of building a staff training and development function
 - **includes a mentoring program, a leadership development series and succession planning**
- achieved an overall reduction in pharmacy spend by 8.2%
- decreased specialty pharmacy costs 5.5% per member per month



ATHLETICS

Head Coaching Hires

- Holly Aprile, softball
- Scott Satterfield, football
- Chris Mack, basketball
- Scott Teeter, lacrosse
- John Michael Hayden, men's soccer
- Whitney Wade Young, women's golf
- Rodrigo DaSilva, men's tennis
- James Speed, cheer
- Sheryl Knight, dance

Head Coaching Extensions

- Karen Ferguson Dayes, women's soccer
- Dani Busboom Kelly, volleyball
- Jeff Walz, women's basketball
- Dan McDonnell, baseball
- Justine Sowry, field hockey

3.254 collective GPA for all student-athletes, up from 3.204 in 2018



ADMINISTRATION

Permanent Positions

- Provost (2-year)
- University Counsel (2-year)
- Chief Financial Officer
- Chief Information Officer
- VP for University Advancement
- Sr. Associate VP for Communications & Marketing
- Sr. Associate VP for Operations
- Sr. Associate VP for Diversity and Equity
- Associate VP for Human Resources
- Dean, School of Music

Position Searches

- Executive VP for Research (2020)
- Dean, College of A&S (2020)
- Provost (2020)
- University Counsel (2020)

Interim Positions

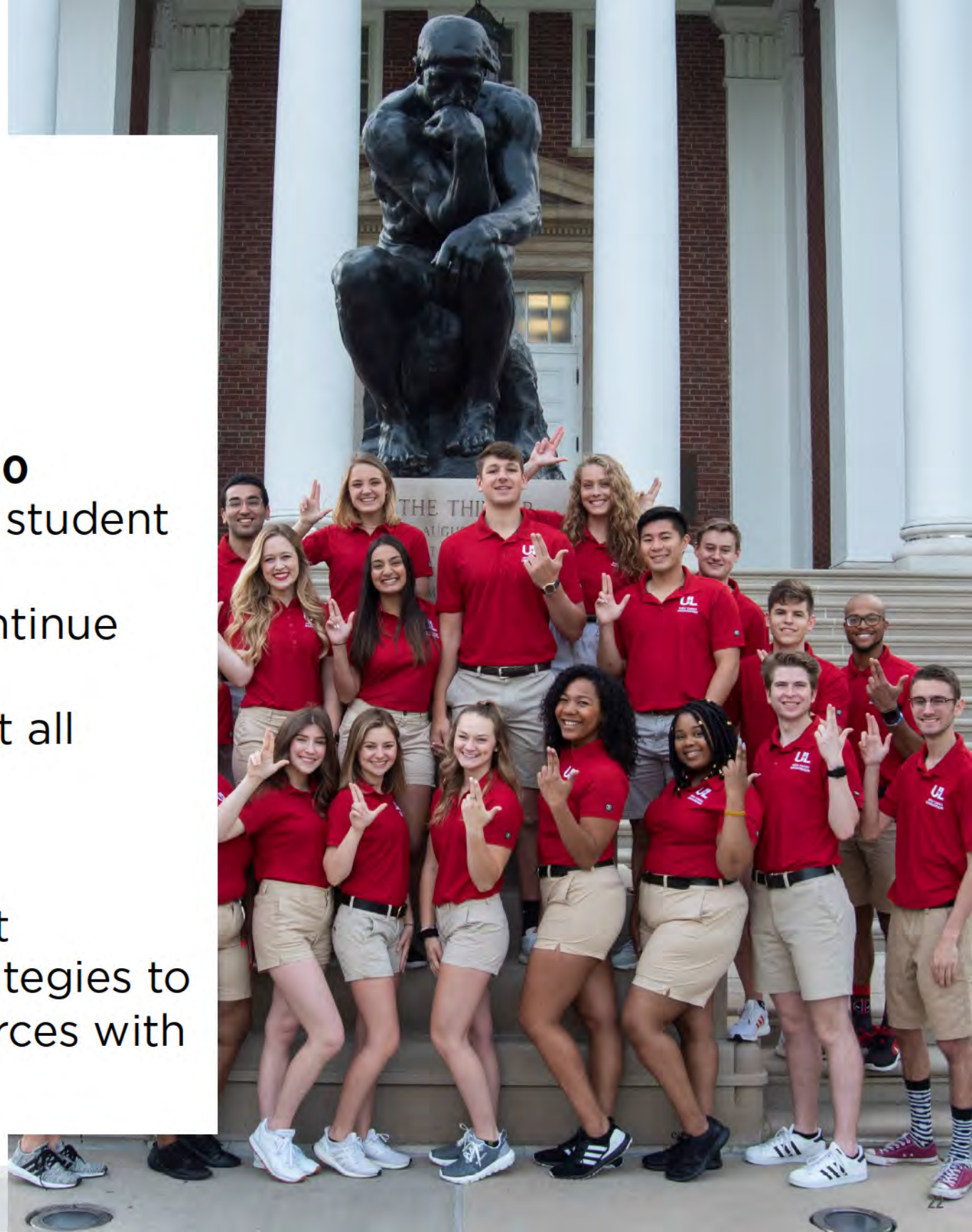
- Dean, College of Education & Human Development



FINANCES

Budget

- **Finished 2019 on budget**
- **2020 budget is balanced**
 - faculty and staff raises
 - **2%**
 - **1% effective January 2020**
 - increased regulatory and student aid needs
 - general fund budgets continue at 2019 levels
 - all new, multi-year budget all funds projections
 - **look out farther**
 - **comprehensive**
 - implemented new budget systems, policies and strategies to better manage our resources with greater engagement



CASH POSITION

Increased our university-based liquid cash position by 25% for the second year in a row

- increase of \$25 million in 2019

50 days of university-based cash

- good progress, an increase from 43 days last year

Provided incentives for units to build their own “savings accounts”

- allows greater flexibility at the unit level



FOUNDATION

Endowment Value

- 2018 - \$712 million
- 2019 - \$720 million

Cash support provided to the university

- Gifts - 2020 - \$28 million (budgeted)
- Endowments - 2020 - \$26.3 million (budgeted)



ADVANCEMENT

Philanthropy

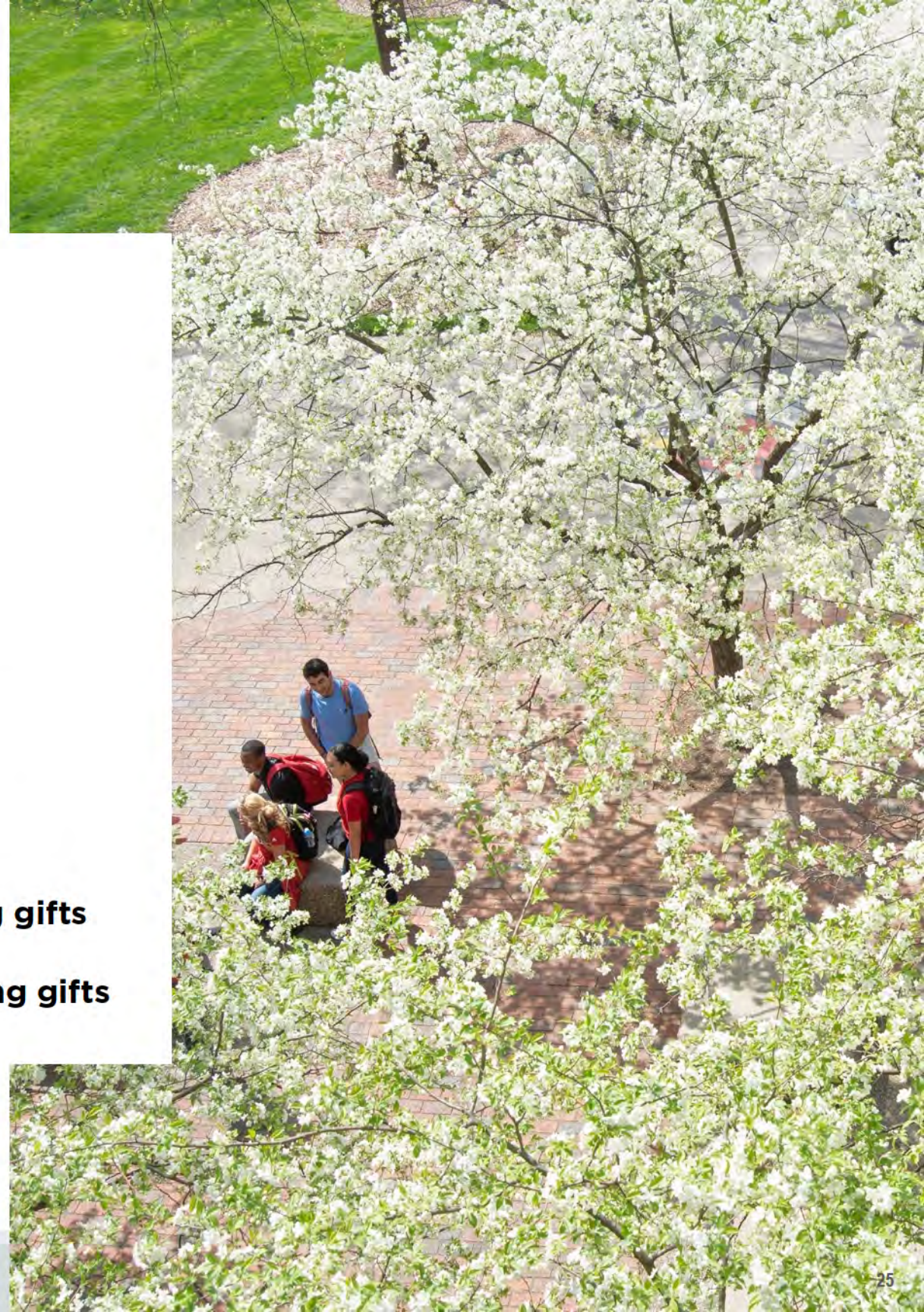
- 2018 - \$77,803,854
- 2019 - \$83,330,185

Total Cash

- 2018 - \$79,092,431
- 2019 - \$78,205,846

Philanthropy = Outright gifts + pledges + matching gifts

Cash = Outright gifts + pledge payments + matching gifts



PARTNERSHIPS

– IBM

- IBM Skills Academy
- Center for Digital Transformation to provide curriculum & educational tools concentrated on eight fast-growing technology areas:
 - **artificial intelligence**
 - **blockchain technology**
 - **cybersecurity**
 - **cloud computing**
 - **internet of things,**
 - **quantum computing**
 - **data science**
 - **design thinking**

– Facebook

- first institution to collaborate and launch a pilot mentorship tool to connect sophomore students with alumni with the goal of improving retention and academic outcomes
- build equitable learning communities
 - **grow access to knowledge and improve economic outcomes**
 - **empower community**
 - **teach and learn with innovation**



UofL Health

Acquisition of Louisville Assets of KentuckyOne Health:

- Jewish Hospital
- Frazier Rehab
- Sts. Mary & Elizabeth Hospital
- Jewish Hospital Shelbyville
- Our Lady of Peace
- Physician groups associated with KOH
- Jewish Outpatient Facilities
 - East
 - South
 - Southwest
 - North East
- Jewish Parking Garages

Sources of funding:

Net Working Capital/Accounts Receivable – KOH: **\$76,400,000** in net working capital (including accounts receivable) as Nov. 1.

Jewish Hospital Foundation Support – Jewish Hospital & St. Mary's Healthcare Foundation: **\$40,000,000**.

Private Foundation Support – Jewish Heritage Fund for Excellence: committed **\$10,000,000**

State Government – Economic Development: loan of **50,000,000**



2019-2022

STRATEGIC PLAN

UNIVERSITY OF LOUISVILLE.

[\[link to final plan\]](#)