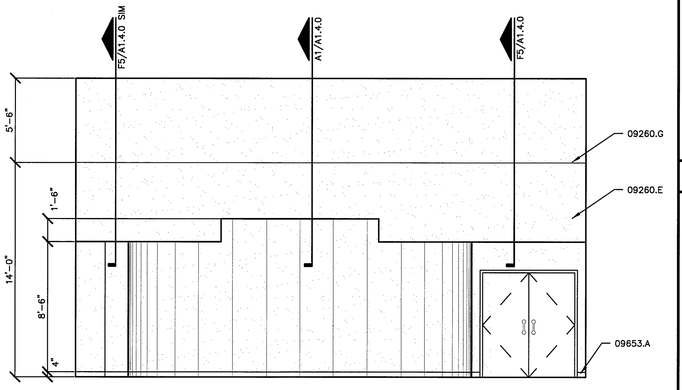

K1 INTERIOR ELEVATION SCALE:1/4"=1'-0"

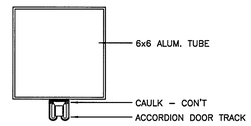

N6 ALUM. CURTAIN WALL DETAIL SCALE:3"=1'-0"

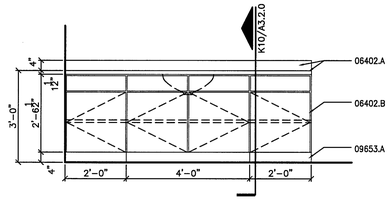

K6 COUNTER ELEV. – RM 106 SCALE:1/2"=1'-0"

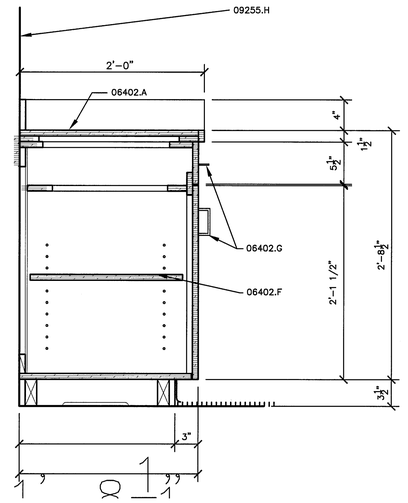

K10 DISPLAY DETAIL SCALE:1-1/2"=1'-0"

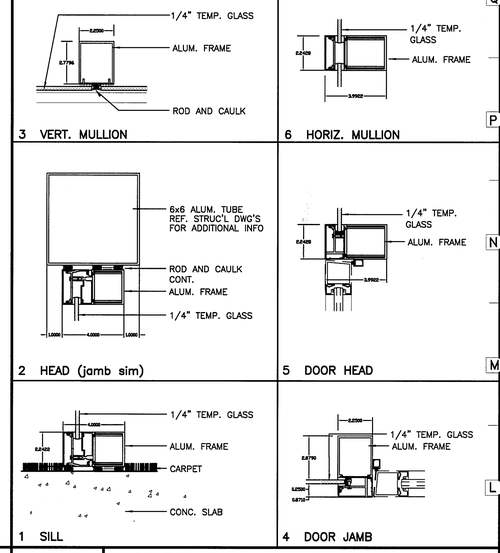

K15 CURTAIN WALL DETAILS SCALE:3"=1'-0"

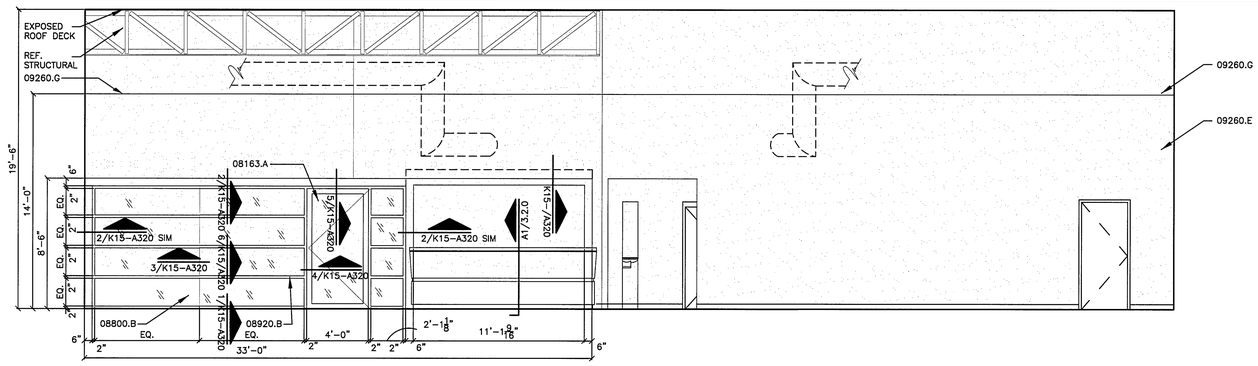

G1 INTERIOR ELEVATION SCALE:1/4"=1'-0"

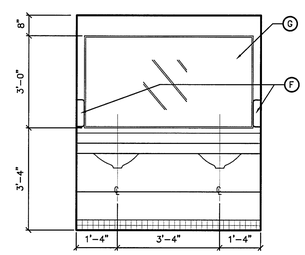

G12 LAV. TYPICAL SCALE:1/2"=1'-0"

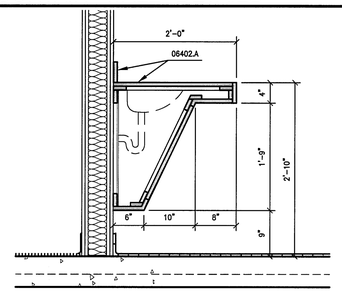

NOTE: CONTRACTOR TO PROVIDE COUNTER & UNDER-THE-COUNTER LAVATORY AS SINGLE PIECE W/ P. LAM FINISH OVER PLYWOOD SUB-STRAIGHT. PROVIDE SUPPORT BRACKETS ACCORDING TO ELEVATIONS.

G15 LAV. SECTION SCALE:1/2"=1'-0"

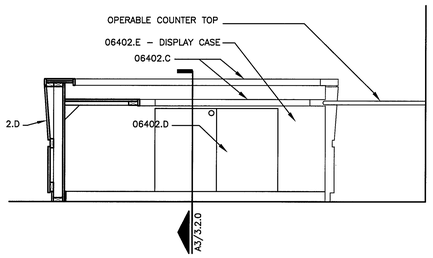

E1 INFO. DESK ELEVATION SCALE:1/2"=1'-0"

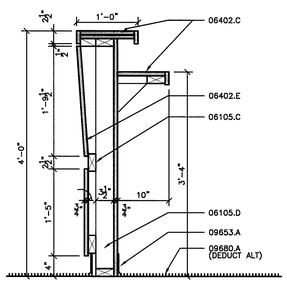

A1 INFO. DESK SECTION SCALE:1"=1'-0"

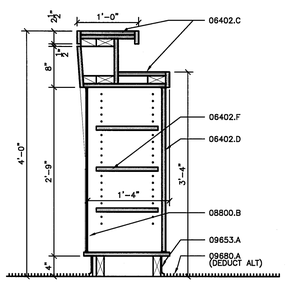

A3 INFO. DESK SECTION SCALE:1"=1'-0"

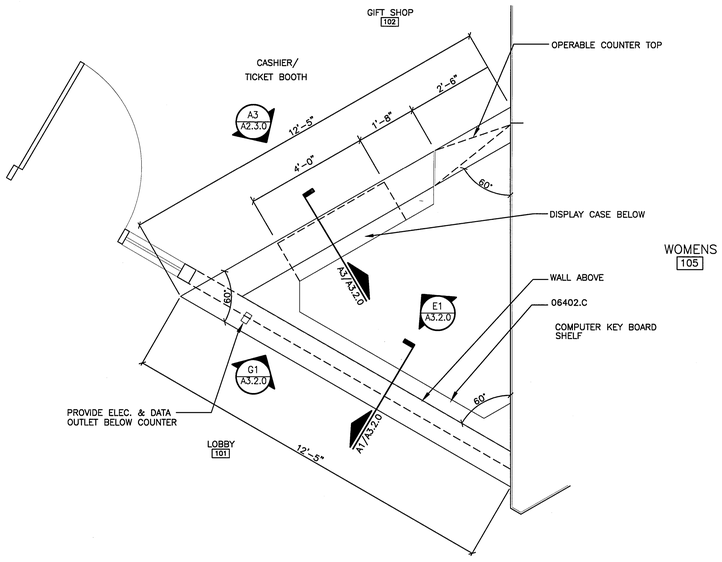

A6 INFO. DESK PLAN SCALE:1/2"=1'-0"

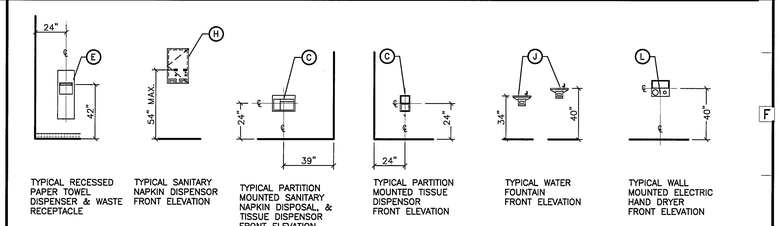

TYPICAL RECESSED PAPER TOWEL DISPENSER & WASTE RECEPTACLE

TYPICAL SANITARY NAPKIN DISPENSOR FRONT ELEVATION

TYPICAL PARTITION MOUNTED SANITARY NAPKIN DISPOSAL & TISSUE DISPENSOR FRONT ELEVATION

TYPICAL PARTITION MOUNTED TISSUE DISPENSOR FRONT ELEVATION

TYPICAL WATER FOUNTAIN FRONT ELEVATION

TYPICAL WALL MOUNTED ELECTRIC HAND DRYER FRONT ELEVATION

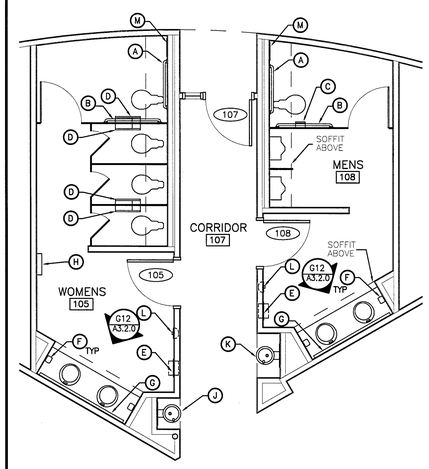

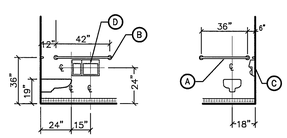

TYPICAL SIDE TOILET ELEVATION

TYPICAL FRONT TOILET ELEVATION

ACCESSORY LEGEND (SPEC. SECTION 10801)

- (A) 36" 1 1/2" DIA. CONCEALED MOUNTED GRAB BAR.
- (B) 42" 1 1/2" DIA. CONCEALED MOUNTED GRAB BAR.
- (C) PARTITION MOUNTED TOILET TISSUE DISPENSER. SUPPLIED BY OWNER. CONTRACTOR INSTALLED.
- (D) PARTITION MOUNTED TOILET TISSUE DISPENSER & SANITARY NAPKIN DISPOSAL. SUPPLIED BY OWNER. INSTALLED BY CONTRACTOR.
- (E) PAPER TOWEL DISPENSER & WASTE RECEPTACLE. SUPPLIED BY OWNER. INSTALLED BY CONTRACTOR.
- (F) SURFACE MOUNTED SOAP DISPENSER. SUPPLIED BY OWNER. INSTALLED BY CONTRACTOR.
- (G) STAINLESS-STEEL CHANNEL FRAME MIRROR.
- (H) RECESSED SANITARY NAPKIN DISPENSER.
- (J) DRINKING FOUNTAIN (SEE MECH. DWGS)
- (K) ACCESSIBLE DRINKING FOUNTAIN W/ SPOUT @ 36" A.F.F. (SEE MECH. DWGS.)
- (L) ELECTRIC HAND DRYER.
- (M) 16" x 16" STEEL ACCESS PANEL W/ TOP @ 24" A.F.F.

A12 ENLARGED TOILET PLAN & ACCESSORY DETAILS SCALE:1/4"=1'-0"

UofL

ARCHITECT
Louis & Henry Group
A COMPREHENSIVE PRACTICE OF ARCHITECTURE
101 South Eighth at Main
Louisville, Ky. 40202

ARCHITECT PRJ. NO. 4065
CLIENT PRJ. NO.
ENGINEER PRJ. NO.
SEAL: RICHARD BIEHLER LAWRENCE III, P.E., P.L.S. NO. 1083 NO. 1930 COMMONWEALTH OF KENTUCKY

ENGINEER
CMTA
Presnell
Skees
Kirkegaard

NO.	DATE	DESCRIPTION	APPROVAL
1	9/30/99	ADDENDUM NO. 1	
2	10/05/99	ADDENDUM NO. 2	
4	01/31/00	SUPPL. INSTRUCT.	

MATERIAL NOTES

NO.	DESCRIPTION
06105	MISCELLANEOUS CARPENTRY
06105.C	WOOD SHIM AS REQ'D
06402	INTERIOR ARCHITECURAL WOODWORK
06402.A	PLASTIC LAMINATE TOP W/ 4" BACKSPLASH
06402.B	KITCHEN CABINET W/ PLASTIC LAMINATE COUNTER TOP W/ 4" BACKSPLASH
06402.C	PLASTIC LAMINATE COUNTER TOP
06402.D	PLASTIC LAMINATE SLIDING DOORS AND TRACK W/ KEYED LOCK
06402.E	3/4" PLASTIC LAMINATE PANEL OVER 2X4 WD STUDS @ 1'-4" O.C.
06402.F	3/4" PLASTIC LAM. ADJUSTABLE SHELVES W/ ADJUSTABLE MTL. STANDARD
06402.G	ALUMINUM HANDLES
08163	SLIDING ALUMINUM FRAMED GLASS DOORS
08163.A	ALUMINUM FRAMED GLASS DOOR
08800	GLAZING
08800.A	1" INSULATED GLASS
08800.B	1/4" TEMPERED GLASS AND FRAME
08920	GLAZED ALUMINUM CURTAIN WALLS
08920.B	ALUMINUM CURTAIN WALL SYSTEM
09260	GYPSUM BOARD ASSEMBLIES
09260.E	5/8" GYPSUM BOARD, BOTH SIDES
09260.G	J-MOULD AND CAULK
09653	RESILIENT WALL BASE AND ACCESSORIES
09653.A	4" RUBBER BASE
09680	CARPET
09680.A	CARPET
10801	TOILET AND BATH ACCESSORIES

PROJECT TITLE
GHEENS SCIENCE HALL
and
RAUCH PLANETARIUM
University of Louisville
Louisville, Kentucky

DATE	15 JUNE 2001
DRAWN BY	HDDS
CHECKED BY	JFD
APPROVED BY	TK

- NOT FOR CONSTRUCTION ☐
- RELEASED FOR CONSTRUCTION ☐
- RECORD DRAWING ■
- AS-BUILT DRAWING ☐

DRAWING TITLE
CASEWORK ELEVATIONS AND DETAILS

DRAWING SCALE: AS NOTED
DRAWING NO. A3.2.0
SHEET 12 OF 14

RELEASED FOR CONSTRUCTION BY: TONY KLEYER DATE: 09.13.99 DO NOT SCALE THIS DRAWING – DIMENSIONS AND NOTES TAKE PRECEDENCE.