



The logo for the University of Louisville, featuring the letters 'UL' in white on a red background, with 'OF' in red between the 'U' and 'L'.

JUST THE FACTS

2013-14

A bronze statue of a man sitting in a pensive pose, resting his chin on his hand. The statue is set against a background of a classical building with white columns and a pediment.

THE THINKER
BY AUGUSTE RODIN
A GIFT TO THE PEOPLE
OF LOUISVILLE BY THE
HILLMAN - HOPKINS
FAMILY - MCMXLIX



Facts & Figures

Name: University of Louisville

Mission: Kentucky's premier, nationally recognized metropolitan research university

Established: 1798

President: James R. Ramsey, Ph.D.

Student Body: 22,529 (Fall 2013)

Faculty and Staff: 6,737 (excluding instruction/research assistants)

Alumni: More than 130,000 residing in the United States and around the world

Operating Budget: \$1.2 billion including \$164.2 million from the Commonwealth of Kentucky

Endowment: \$757.3 million (FY 2013)

Federal Funding: \$65.1 million

Athletic Conference: American Athletic

Mascot: Cardinal

Carnegie Classifications:

Curricular Engagement and Outreach Partnerships

RU/VH: Research Universities

(very high research activity)

Accreditation

Southern Association of Colleges and Schools (SACS)

Since 1998, UofL has had more students win the prestigious Fulbright Scholarships than all other Kentucky institutions combined. In 2013, UofL's Evan Shepherd (below) was named Kentucky's only Truman Scholar.

Source: The Chronicle of Higher Education



Student Enrollment (Fall 2013)

Total: 22,529

Full-Time: 17,198

Part-Time: 5,331

Female: 11,540

Male: 10,989

Full-Time Equivalent*: 18,719

Graduation Rate Survey (GRS) Cohort**: 2,805

** As defined by the Kentucky Council on Postsecondary Education*

*** Indicates all first-time, full-time, baccalaureate degree-seeking students entering Summer/Fall 2013*

Student Classification (Fall 2013)

Freshman: 4,029

Sophomore: 3,092

Junior: 3,250

Senior: 4,342

Undergraduate—Non-Degree*: 628

Auditor: 3

High School (Dual Enrolled): 350

Post-Baccalaureate—Undergraduate Degree-Seeking: 457

Post-Baccalaureate Certificate: 96

Master's: 2,685

Post-Master's Certificate: 10

Specialist: 40

Graduate—Non-Degree: 209

Doctoral Degree Professional Practice (Medical, Dentistry, Law): 1,505

Doctoral Degree Professional Practice—Non-Degree: 10

Doctoral Degree Research/Scholarship (Coursework): 674

Doctoral Degree Research/Scholarship (Dissertation): 391

** Post-Baccalaureate Non-Degree students are included in Undergraduate Non-Degree*

Undergraduate Total: 16,151

Graduate Total: 5,620

Post-Doctoral Total: 131

House Staff Total: 627


Total: 22,529

16:1

Our 16:1 student/instructor ratio ensures students get access to instructors. Keeping class sizes small has been a priority at UofL to enhance the student learning environment.

Definition: Common Data Set (CDS)

Source: Institutional Research & Planning



50%

of fall 2013 incoming freshmen have already earned college credit.

373

students in the fall 2013 incoming freshmen class are ranked in the top 10% of their graduating high school class.

Attracting From All Across Kentucky

(Total Student Population)

1. Jefferson:	9,819	6. Fayette:	433
2. Oldham:	827	7. Boone:	399
3. Hardin:	695	8. Daviess:	278
4. Bullitt:	606	9. Shelby:	245
5. Kenton:	581	10. Campbell:	240

Current Student Origins (Total Student Population)

Countries: 95

U.S. States and Territories: 51

Kentucky Counties*: 116

In-State**: 17,082

Jefferson County: 9,819

All Other Kentucky Counties: 7,263

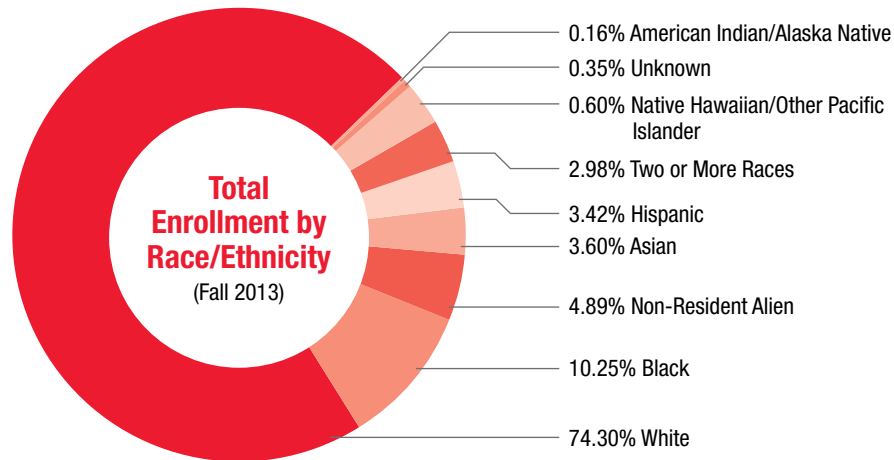
Out of State: 5,447

Indiana Reciprocity: 1,073

All Other States: 4,374

** Only three Kentucky counties are not represented based upon permanent residence at the time of first admission to UofL*

*** Indicates permanent residence at the time of first admission to UofL*



Student Life (Fall 2013)

First-Time Freshmen Living on Campus: 70%

Student Housing Occupancy Rate: 99%

Recognized Student Organizations: 399

National Greek Letter Fraternities and Sororities: 30

Students in Fraternities and Sororities: 11.4%

Sports Clubs: 22

Top four-year institutions from which students transfer:

1. Western Kentucky University
2. University of Kentucky
3. Bellarmine University
4. Northern Kentucky University
5. Eastern Kentucky University

Student Government Association Officers

President:

Carrie Mattingly

Executive Vice President:

Elizabeth Delaney

Academic Vice President:

Joseph "Grant" Ford, Jr.

Services Vice President:

Morgan Jenny

Top two-year institutions from which students transfer:

1. Jefferson Community and Technical College
2. Elizabethtown Community and Technical College
3. Bluegrass Community and Technical College
4. Owensboro Community and Technical College
5. West Kentucky Community and Technical College

Deans of Academic Colleges & Schools

College of Arts and Sciences: John P. Ferre' *, Ph.D.

Brandeis School of Law: Susan H. Duncan**, J.D.

College of Business: Carolyn M. Callahan, Ph.D.

School of Dentistry: John J. Sauk, D.D.S., M.S.

College of Education and Human Development: W. Blake Haselton**, Ed.S., Ph.D.

School of Interdisciplinary and Graduate Studies: Beth A. Boehm, Ph.D.

Kent School of Social Work: Terry L. Singer, Ph.D.

School of Medicine: Toni M. Ganzel, M.D., M.B.A, F.A.C.S.

School of Music: Christopher P. Doane, Ph.D.

School of Nursing: Marcia J. Hern, Ed.D., C.N.S., R.N.

School of Public Health and Information Sciences: Craig H. Blakely, Ph.D.

J.B. Speed School of Engineering: Neville G. Pinto, Ph.D.

University Libraries: Robert E. Fox, M.L.S., M.B.A.

* Acting

** Interim

Veteran Friendly

Since 2009, G.I. Jobs Magazine has ranked UofL in the top 20% of universities that are the most "Veteran Friendly."

Source: G.I. Jobs Magazine, 2014



Opened Fall 2013, \$38 million Student Recreation Center

This 128,000 sq. ft. cutting-edge center includes an exercise and weight facility, six basketball courts, a multi-activity court, jogging track, aerobics studios, fitness labs, a gaming area and classrooms.



4,980

Number of available campus beds in Fall 2013. Since 2001, UofL has drastically improved the campus experience by expanding and upgrading student housing, including state-of-the-art amenities.

Over 200 Areas of Study

Total number of academic programs: 204
Undergraduate: 67
Master's: 74
Doctoral: 35
Professional: 3
Certificates: 25

As of Fall 2013

Academic Accomplishments (2012-13)

DEGREES/CREDENTIALS CONFERRED

Doctoral Degree Professional Practice: 375

Doctoral Degree Research/Scholarship: 140

Post-Master's Certificate: 7

Master's*: 1,379

Post-Baccalaureate Certificate: 141

Baccalaureate**: 2,731

Associate's: 28

Certificate: 24

Total: 4,825

** Includes 13 specialist's degrees*

*** Includes 20 baccalaureate degrees earned in the UofL/WKU joint engineering program*

GRADUATION RATE

Six-Year Graduation Rate for First-Time, Full-Time, Baccalaureate Degree-Seeking Students Entering Fall 2007: 53.5%

RETENTION RATE

First-Year Retention Rate for First-Time, Full-Time, Baccalaureate Degree-Seeking Students Entering Fall 2012: 77.9%

AVERAGE ACT

Average ACT of First-Time, Full-Time, Baccalaureate Degree-Seeking Students Entering Fall 2013: 25.2

54%

UofL has led the state of Kentucky in the percentage point increase in our 6-year graduation rate. Up over 23 percentage points since 1998 to 54% in 2013.

\$6.3m

Susan Harkema, PhD, professor of neurological surgery, received \$6.3 million for developing the next generation technology to help paralyzed people regain movement in their limbs.

Personnel (Fall 2013)

FACULTY	Total	Full-Time	Part-Time	Male	Female	American	Asian	Black/	Hispanic	Native	Non-Resident	Two or	Race/	White
						Indian/ Alaska Native		African American		Hawaiian/ Other Pacific Islander		more races	Ethnicity Unknown	
Professor	600	554	46	465	135	0	71	23	16	1	0	4	0	485
Associate Professor	483	444	39	280	203	0	60	29	8	1	1	6	3	375
Assistant Professor	695	634	61	359	336	1	90	41	20	2	55	3	3	480
Instructor	143	127	16	59	84	0	8	11	5	0	7	0	1	111
No Faculty Rank/Other*	460	15	445	182	278	1	12	32	11	0	6	4	0	394
Total	2,381	1,774	607	1,345	1,036	2	241	136	60	4	69	17	7	1,845
STAFF**														
Administrator	108	104	4	66	42	0	1	11	0	0	0	3	0	93
Exempt Employee	2,094	1,995	99	650	1,444	3	119	184	24	1	114	22	9	1,618
Non-Exempt Employee	1,250	1,178	72	485	765	4	9	290	24	1	1	22	4	895
Other***	904	897	7	537	367	2	96	63	31	0	74	3	2	633
Total	4,356	4,174	182	1,738	2,618	9	225	548	79	2	189	50	15	3,239

* No Faculty Rank/Other includes other teaching staff and excludes instruction/research assistants

** Staff are categorized by UofL job grade and do not reflect US Department of Education reporting categories

*** Other includes positions such as staff on leave with pay, house staff, research fellows, and visiting scholars

\$11.25m

The Diabetes and Obesity Center received an \$11.25 million grant from the National Institute of General Medical Sciences to continue finding new and effective means to prevent and treat diabetes and obesity.

Actual Grant & Contract Awards (FY 2013)

FUNDING SOURCE	Number of Awards	Amount Received
Federal Government	185	\$65,063,467
Federal Flow-Through	166	\$20,018,510
Industry	37	\$5,700,367
International*	0	-\$77,984
Local Government	17	\$572,138
Other	1	\$45,000
Private Non-Profit	99	\$6,779,243
State Government	41	\$17,596,363
Subtotal	546	\$115,697,105
Clinical Trials	134	\$3,198,432
Total	680	\$118,895,537

* Includes a negative budget adjustment total of -\$77,984.
Source: Office of the Executive Vice President for Research

Budget (Projected/Budgeted Data for FY 2013-14)

REVENUE

Tuition and Fees: \$271,025,200

State Appropriation: \$164,186,300

Grants and Contracts: \$188,695,334

Athletics: \$77,220,000

Other*: \$535,360,866

Total: \$1,236,487,700

EXPENDITURES

Salaries: \$571,894,963

Fringe Benefits: \$147,588,387

Operating Expense: \$352,609,705

Student Financial Aid: \$110,697,988

Debt Service: \$22,901,015

Hospital Indigent Care: \$19,743,627

Capital Outlay: \$11,052,015

Total: \$1,236,487,700

* Other includes: Clinics, QCCT Med Fund, Gifts, and Endowments

\$977.1m

“Charting Our Course” campaign exceeds \$890 million in private fundraising for higher education.

As of 12/31/13

Source: University Advancement

94%

Percentage of first-time, full-time baccalaureate degree seeking students offered scholarships or grants entering UofL in Fall 2013

Source: Institutional Research & Planning



Student Tuition & Fees (2013-14)

UNDERGRADUATE

Resident: \$4,875

Non-Resident: \$11,819

GRADUATE*

Resident: \$5,394

Non-Resident: \$11,223

BRANDEIS SCHOOL OF LAW

Resident: \$9,289

Non-Resident: \$17,306

SCHOOL OF DENTISTRY

Resident: \$14,273

Non-Resident: \$29,750

SCHOOL OF MEDICINE

Resident: \$16,859

Non-Resident: \$25,625

** Full-time rate per semester, excludes MBA tuition rates*

Board of Trustees

Robert Curtis Hughes, Chair

Marie Abrams

Bob Benson

Laurence Benz

Emily Bingham

Jonathan Blue

Ron Butt

Stephen Campbell

Kevin Cosby

Douglass Hall

Bruce Henderson

Angela Lewis-Klein

Carrie Mattingly

Brucie Moore

Jody Prather

Robert W. Rounsavall, III

Debbie Scoppechio

Joe Steffen

Steve Wilson

Phoebe Wood

Senior Leadership

President: James R. Ramsey, Ph.D.

Executive Vice President and Provost:

Shirley C. Willihnganz, Ph.D.

Executive Vice President for Health Affairs:

David L. Dunn, M.D., Ph.D.

Executive Vice President for Research:

William M. Pierce, Ph.D.

UofL was named one of '9 Great Colleges for Cyclists'

Source: Bicycling Magazine, December 2013) and one of only 75 institutions designated as a Bicycle-Friendly University



\$1.7b

Since 2003, UofL has invested nearly \$1.7 billion in new development on campus and throughout the community.

CONTACTS & PHONE NUMBERS

(AREA CODE 502)

Admissions, Undergraduate:

852-6531

Admissions, Graduate:

852-3101

Alumni Association:

852-6186

Athletic Ticket Office:

852-5151

Belknap & Covi Art Galleries:

852-6794

Belknap Theatre Box Offices:

852-6814

Communications & Marketing:

852-6171

Dean of Students (Student Life):

852-5787

Development Office (University Advancement):

852-6588

Ekstrom Library:

852-6747

External Affairs (Community Engagement):

852-6026

Financial Aid:

852-5511

Gheens Science Hall & Rauch Planetarium:

852-6664

Housing & Residence Life:

852-6636

Institutional Effectiveness:

852-6169

Institutional Research & Planning:

852-6169

Metropolitan College:

852-2749

Public Safety:

852-6111

Registrar's Office:

852-6522



The University of Louisville is an equal opportunity institution. This publication was prepared by the University of Louisville and printed with state funds. KRS 57.375-199486 1/13

UNIVERSITY OF
LOUISVILLE[®]

louisville.edu/institutionalresearch