



Graduating Master's & Doctoral & Professional Student Survey (AY15-16) Full Report

Graduating Master's & Doctoral & Professional Student Survey (AY15-16)

Project Audience Public 1,831

Responses Received 577

Response Ratio 31.5%

*Includes all students who began the
survey, regardless of completion

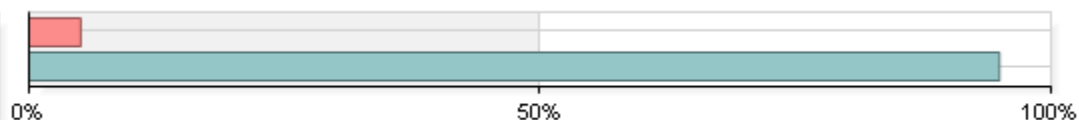
Prepared by IE Survey

Creation Date Fri, Jun 10, 2016



Are you graduating with more than one academic program (major)?

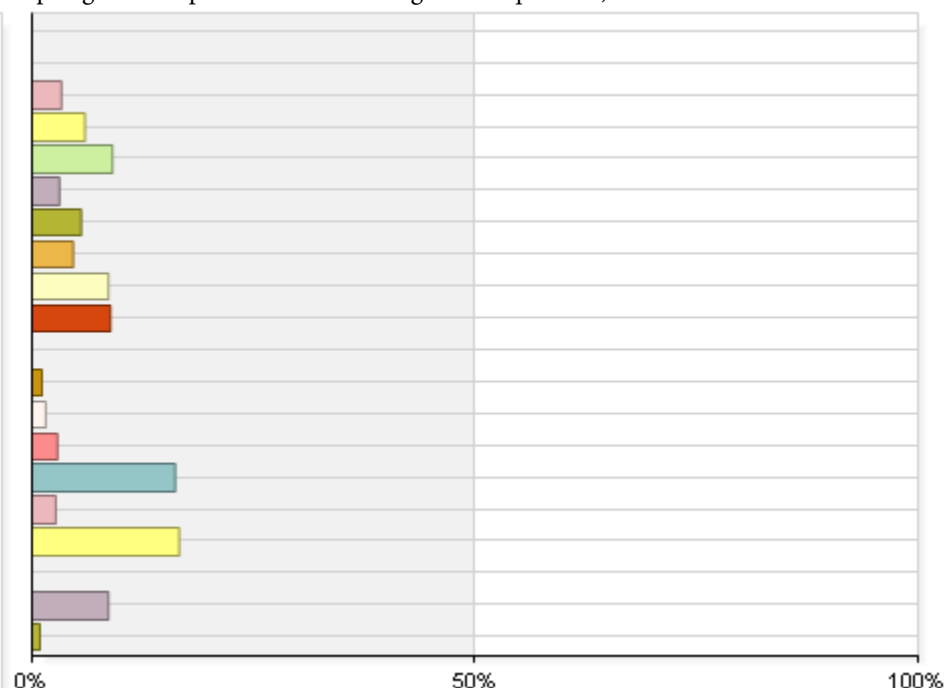
1 Yes	29	5.05%
2 No	545	94.95%
Total	574	



What degree did you earn?

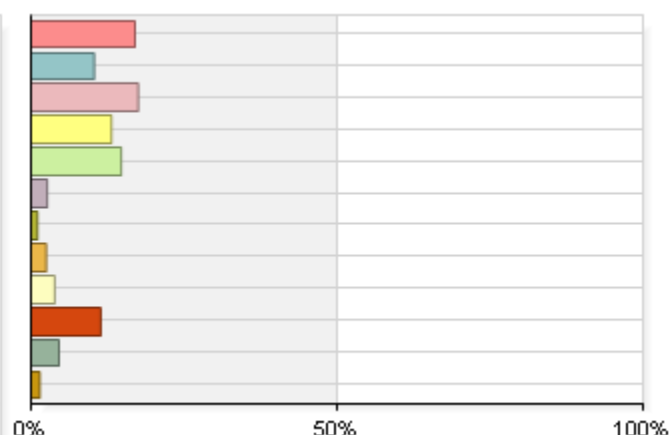
(Question only reflects Fall 2015 & Spring 2016 responses due to a change in the question)

1 Au.D.	0	0.00%
2 Ed.S.	1	0.22%
3 D.M.D.	15	3.32%
4 J.D.	27	5.97%
5 M.A.	41	9.07%
6 M.A.T.	14	3.10%
7 M.B.A. or M.A.C.	25	5.53%
8 M.Ed.	21	4.65%
9 M.Eng.	39	8.63%
10 M.D.	40	8.85%
11 M.F.A.	0	0.00%
12 M.M. or M.M.E.	5	1.11%
13 M.P.A. or M.U.P.	7	1.55%
14 M.P.H.	13	2.88%
15 M.S. or M.Sc.	73	16.15%
16 M.S.N.	12	2.65%
17 M.S.S.W.	75	16.59%
18 Ed.D.	1	0.22%
19 Ph.D.	39	8.63%
20 Other	4	0.88%
Total	452	



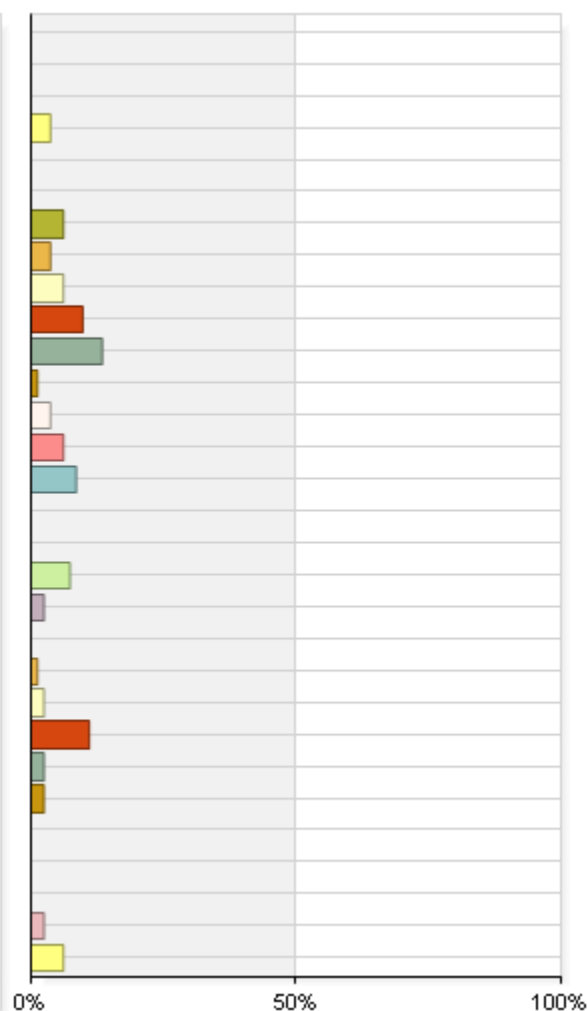
In what college/school is your academic program (major)?

1 College of Arts & Sciences	97	16.99%
2 College of Business	59	10.33%
3 College of Education & Human Development	100	17.51%
4 J.B. Speed School of Engineering	75	13.13%
5 Kent School of Social Work	84	14.71%
6 School of Dentistry	15	2.63%
7 School of Music	6	1.05%
8 School of Nursing	14	2.45%
9 School of Public Health & Information Sciences	22	3.85%
10 School of Medicine	65	11.38%
11 Brandeis School of Law	26	4.55%
12 School of Interdisciplinary & Graduate Studies	8	1.40%
Total	571	



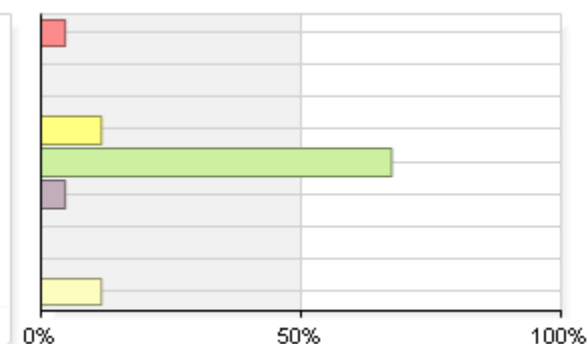
Please select your program from the College of Arts & Sciences programs listed below.

1 American Sign Language Interpreting Studies	0	0.00%
2 Anthropology	0	0.00%
3 Art	0	0.00%
4 Art History	3	3.66%
5 Asian Studies	0	0.00%
6 Atmospheric Science	0	0.00%
7 Biology	5	6.10%
8 Chemistry	3	3.66%
9 Communication	5	6.10%
10 Criminal Justice	8	9.76%
11 English	11	13.41%
12 French	1	1.22%
13 Geography & Geosciences	3	3.66%
14 History	5	6.10%
15 Humanities	7	8.54%
16 Latin American & Latino Studies	0	0.00%
17 Liberal Studies	0	0.00%
18 Mathematics	6	7.32%
19 Pan-African Studies	2	2.44%
20 Philosophy	0	0.00%
21 Physics	1	1.22%
22 Political Science	2	2.44%
23 Psychology	9	10.98%
24 Sociology	2	2.44%
25 Spanish	2	2.44%
26 Theatre Arts	0	0.00%
27 Women's & Gender Studies	0	0.00%
28 Public Administration (includes program concentrations)	0	0.00%
29 Urban and Public Affairs	2	2.44%
30 Urban Planning (includes program concentrations)	5	6.10%
Total	82	

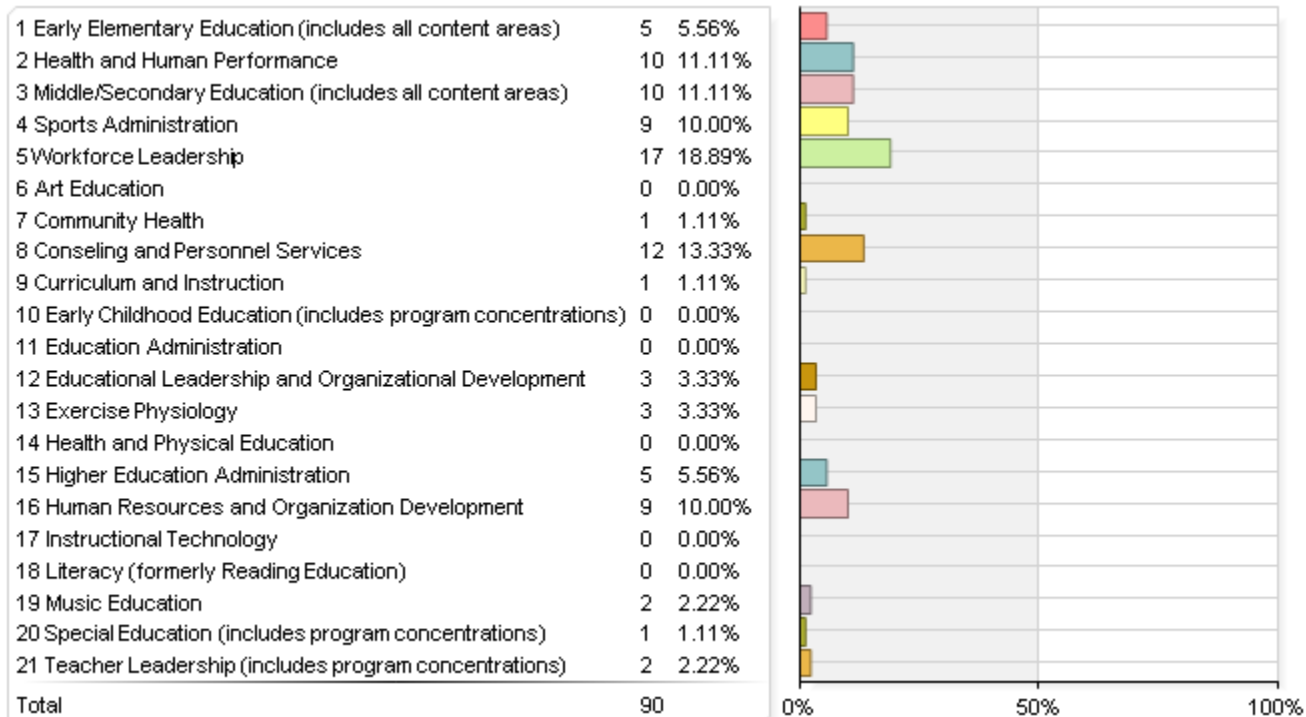


Please select your program from the College of Business programs below.

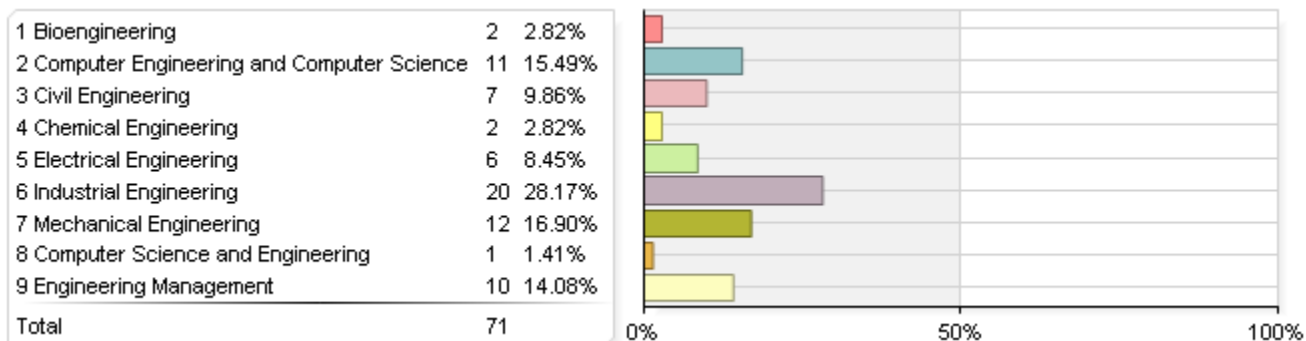
1 Business Administration in Accountancy	2	4.65%
2 Business Administration in Computer Information Systems	0	0.00%
3 Business Administration in Equine Business	0	0.00%
4 Business Administration in Finance	5	11.63%
5 Business Administration in Management	29	67.44%
6 Business Administration in Marketing	2	4.65%
7 Business Economics	0	0.00%
8 Economics	0	0.00%
9 Entrepreneurship	5	11.63%
Total	43	




Please select your program from the College of Education & Human Development programs listed below.



Please select your program from the J.B. Speed School of Engineering programs listed below.

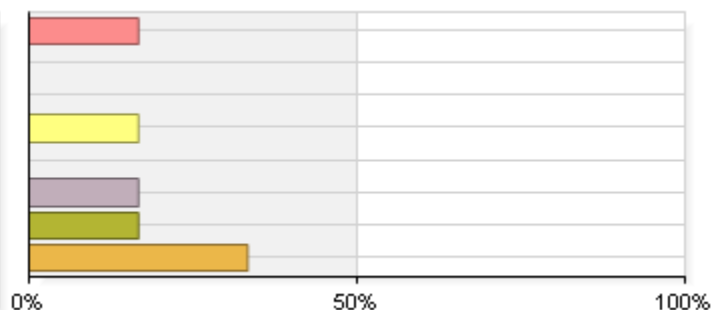


Please select your program from the School of Dentistry programs listed below.



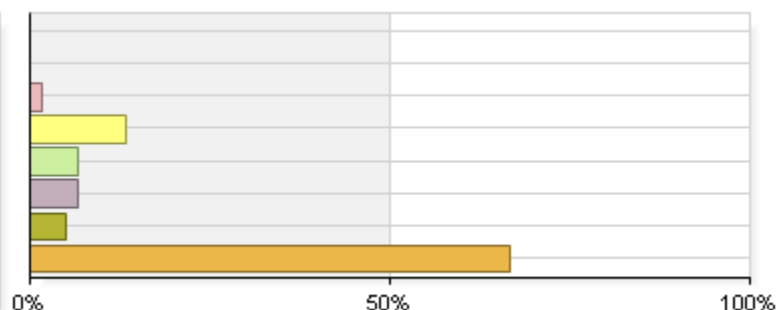
Please select your program from the School of Music programs listed below.

1 Music (includes all concentrations)	1	16.67%
2 Music Education (includes all concentrations)	0	0.00%
3 Music Therapy (includes all concentrations)	0	0.00%
4 Music History	1	16.67%
5 Music Theory	0	0.00%
6 Instrumental/Vocal Performance/Conducting	1	16.67%
7 Music Composition	1	16.67%
8 Jazz	2	33.33%
Total	6	



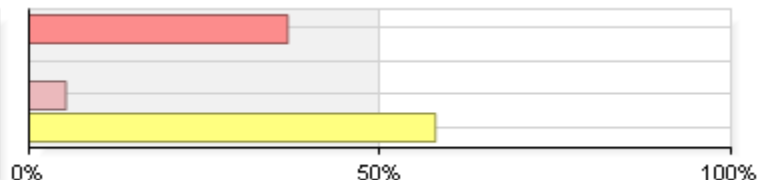
Please select your program from the School of Medicine programs listed below.

1 Anatomical Sciences & Neurobiology	0	0.00%
2 Audiology	0	0.00%
3 Biochemistry & Molecular Genetics	1	1.67%
4 Communicative Disorders	8	13.33%
5 Microbiology & Immunology	4	6.67%
6 Pharmacology & Toxicology	4	6.67%
7 Physiology	3	5.00%
8 M.D.	40	66.67%
Total	60	



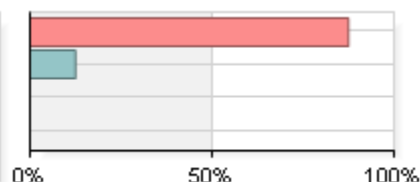
Please select your program from the School of Public Health & Information Sciences programs listed below.

1 Biostatistics (includes concentrations)	7	36.84%
2 Clinical Investigation Sciences	0	0.00%
3 Epidemiology	1	5.26%
4 Public Health (includes concentrations)	11	57.89%
Total	19	



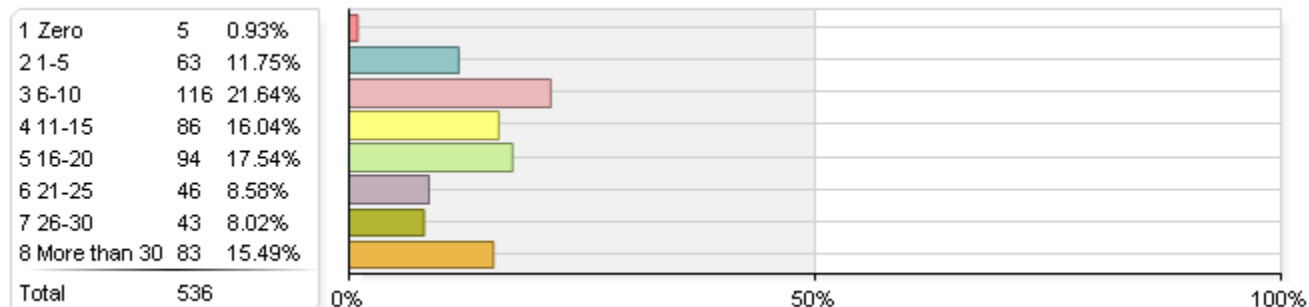
Please select your program from the School of Interdisciplinary & Graduate Studies programs listed below.

1 Interdisciplinary Studies	7	87.50%
2 Interdisciplinary Studies: Concentration in Bioethics and Medical Humanities	1	12.50%
3 Interdisciplinary Studies: Specialization in Bioinformatics	0	0.00%
4 Interdisciplinary Studies: Specialization in Translational Neuroscience	0	0.00%
Total	8	

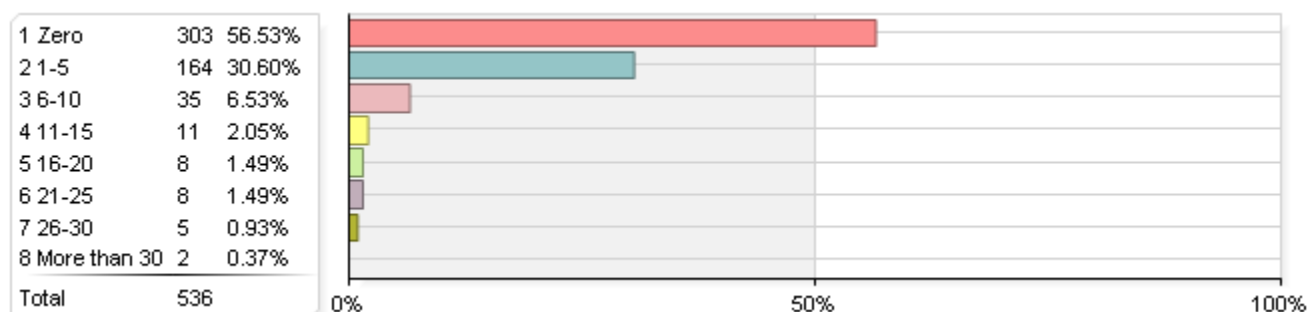


Please indicate the number of hours in an average 7-day week that you spend on the following activities.

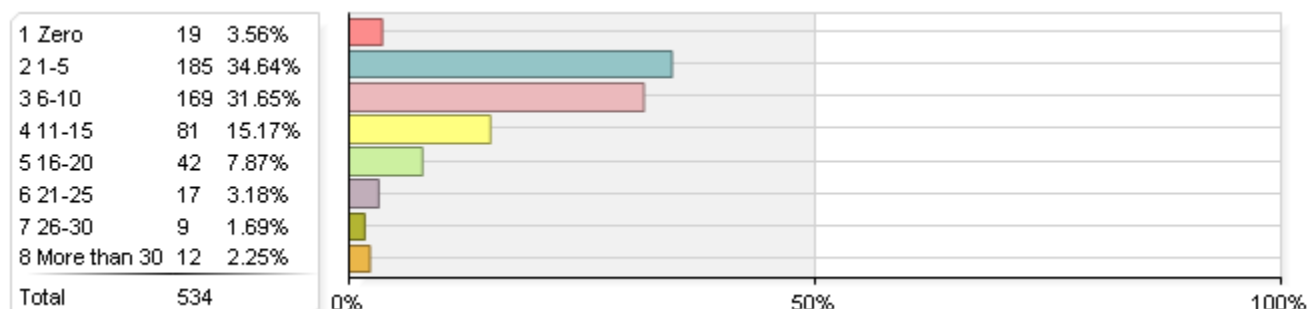
1. Preparing for class (studying, reading, writing, doing homework or lab work, analyzing data, rehearsing, attending tutoring or supplemental instruction, working in laboratory, and/or other academic activities)



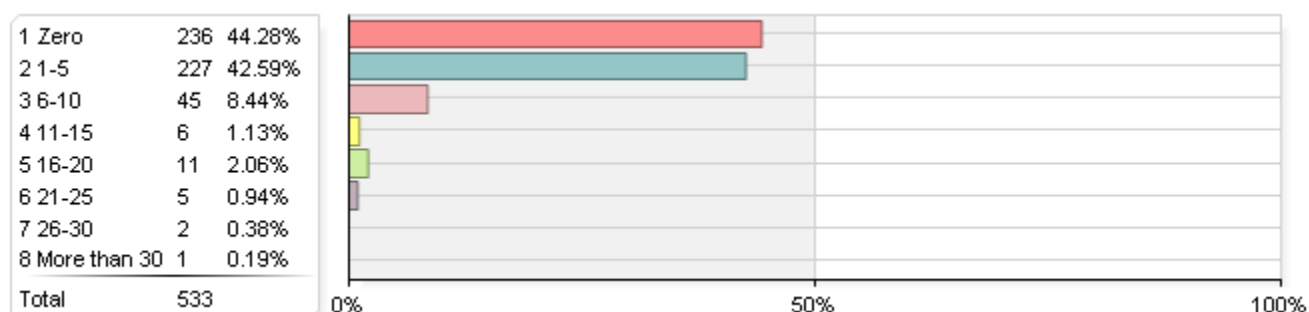
2. Participating in co-curricular activities (organizations, campus publications, student government, intercollegiate or intramural sports, etc.)



3. Relaxing and socializing (time with friends, videogames, TV, online)

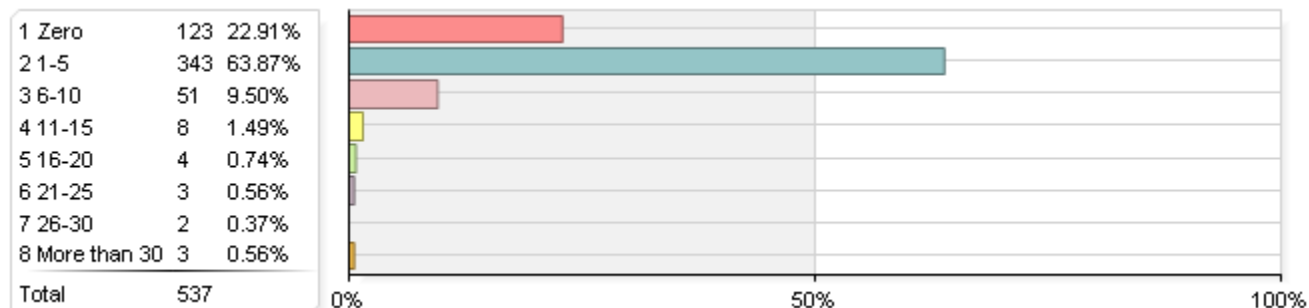


4. Doing community service or volunteer work




Please indicate the number of hours in an average 7-day week that you spend on the following activities. (continued)

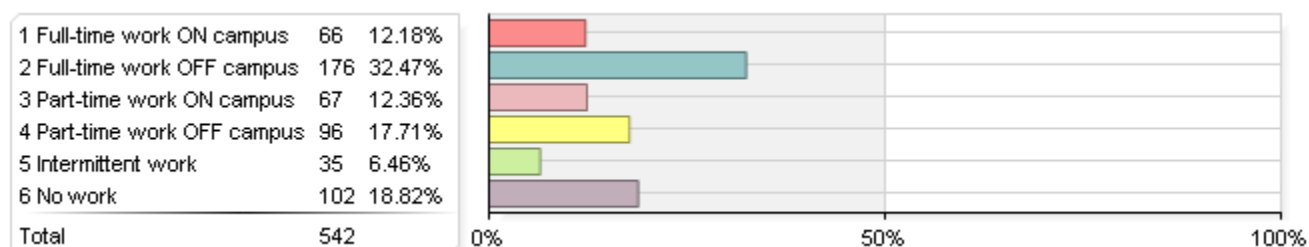
5. Commuting to campus



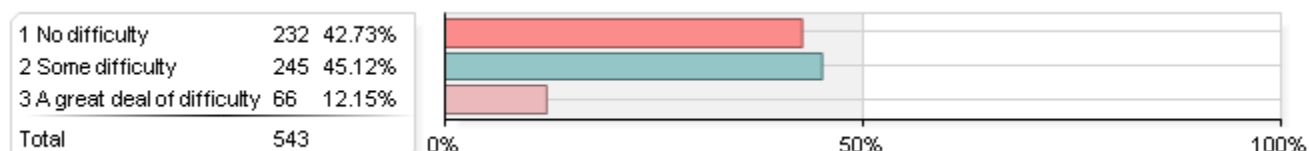
6. Providing care for dependents (children, parents, etc.)



Indicate your level of paid employment overall while attending UofL.

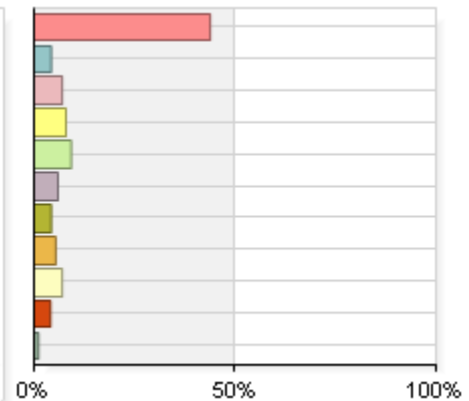


Indicate the level of difficulty with financing your education at UofL.



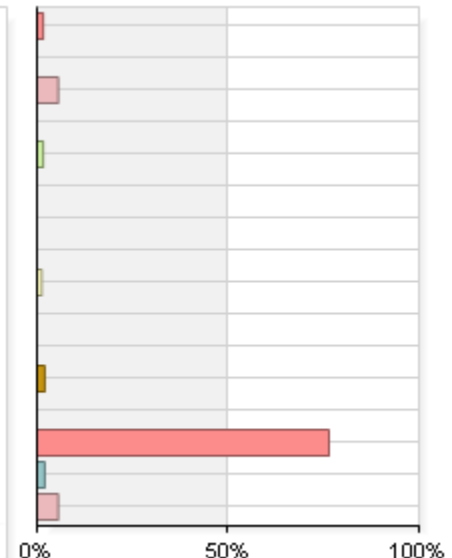
Indicate the main resource used to finance your educational expenses.

1 Financial aid (grants, student loans, work study)	237	43.81%
2 Private loans	23	4.25%
3 Scholarships	38	7.02%
4 Support from parents/guardians/significant other	43	7.95%
5 Personal income/savings	50	9.24%
6 Tuition remission (from UofL)	32	5.91%
7 Tuition waiver or subsidies	23	4.25%
8 Veterans administration GI Bill	29	5.36%
9 Graduate Teaching Assistantship	38	7.02%
10 Graduate Research Assistantship	22	4.07%
11 Federal Research Grants & Fellowships (NSF, NIH, Fulbright-Hays)	6	1.11%
Total	541	



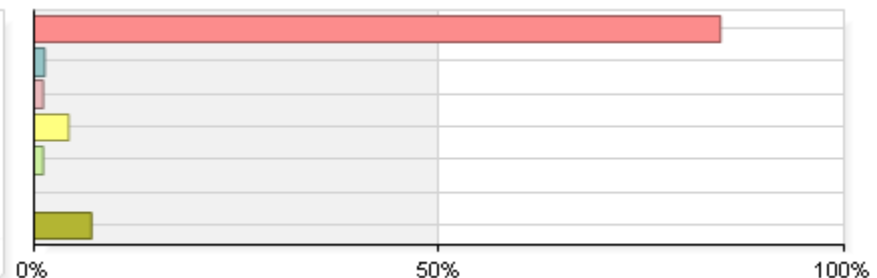
If it is taking you longer to graduate than you anticipated, please check all of the reasons that apply.

Worked to pay educational expenses (tuition, fees, books, room/board)	4	1.57%
Worked to maintain lifestyle (entertainment, material goods)	2	0.79%
Family obligations limited your enrollment	14	5.51%
Tuition and other costs of attendance limited your enrollment	2	0.79%
A decision to change your academic program added to your requirements	4	1.57%
Could not get into academic program on initial attempt	1	0.39%
Took a lighter course load to maintain GPA	0	0.00%
Had to repeat one or more courses	2	0.79%
Required course(s) was/were not offered when needed	3	1.18%
Added additional major	2	0.79%
Undergraduate pre-requisite courses needed	1	0.39%
Withdrew for a semester(s) or took a semester(s) off	5	1.97%
Lost credits towards your academic program upon transferring to UofL	1	0.39%
Did not take longer than expected	194	76.38%
A decision to change research focus	5	1.97%
Other	14	5.51%
Respondent(s)	254	



Which of the following best describes your sexual orientation?

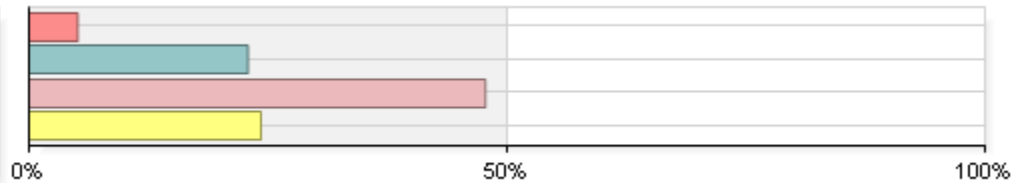
1 Heterosexual	455	84.73%
2 Gay	7	1.30%
3 Lesbian	6	1.12%
4 Bisexual	23	4.28%
5 Another sexual orientation	6	1.12%
6 Questioning or unsure	2	0.37%
7 Prefer not to respond	38	7.08%
Total	537	



How much does UofL emphasize the following?

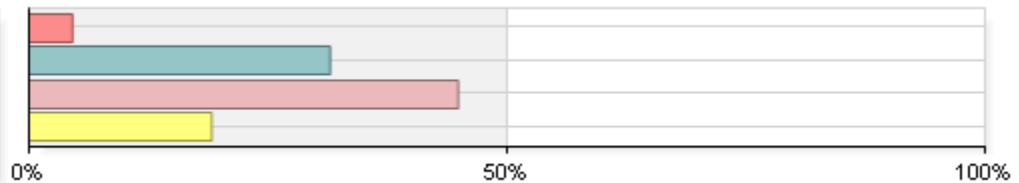
1. Spending significant amounts of time studying and on academic work

1 Very little	26	5.09%
2 Some	117	22.90%
3 Quite a bit	244	47.75%
4 Very much	124	24.27%
Total	511	



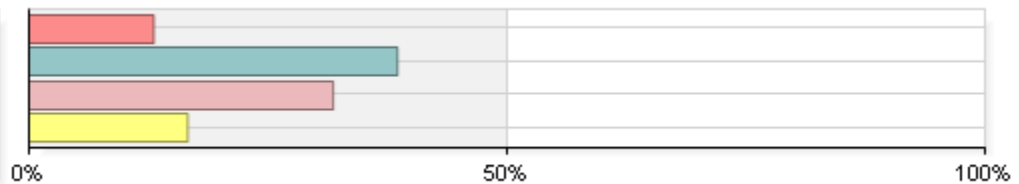
2. Providing support to help students succeed academically

1 Very little	23	4.53%
2 Some	160	31.50%
3 Quite a bit	228	44.88%
4 Very much	97	19.09%
Total	508	



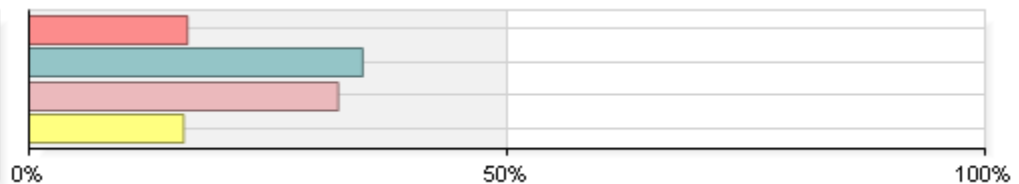
3. Using learning support services (tutoring services, Writing Center, etc.)

1 Very little	66	13.04%
2 Some	195	38.54%
3 Quite a bit	161	31.82%
4 Very much	84	16.60%
Total	506	



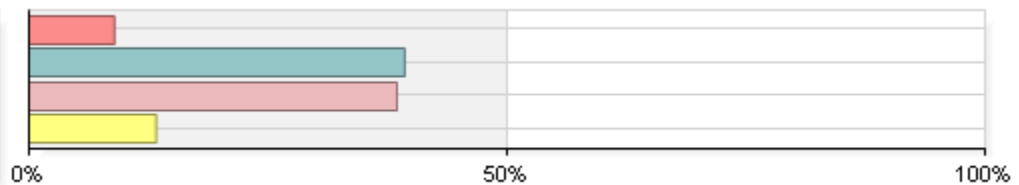
4. Encouraging contact among students from different backgrounds (social, racial/ethnic, religious, etc.)

1 Very little	84	16.57%
2 Some	177	34.91%
3 Quite a bit	164	32.35%
4 Very much	82	16.17%
Total	507	



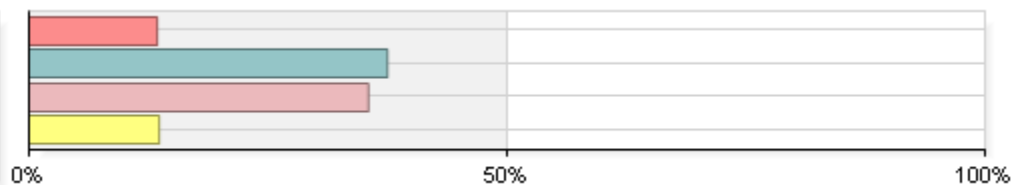
5. Providing opportunities to be involved socially

1 Very little	45	8.93%
2 Some	198	39.29%
3 Quite a bit	194	38.49%
4 Very much	67	13.29%
Total	504	



6. Providing support for your overall well-being (recreation, health care, counseling, etc.)

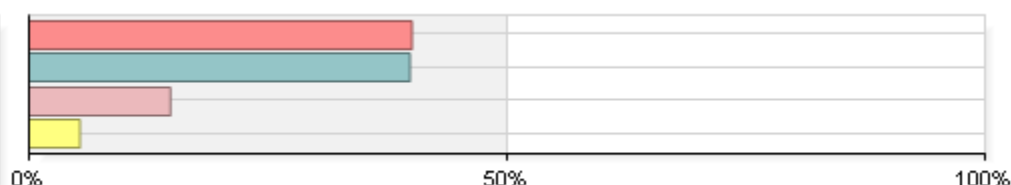
1 Very little	68	13.41%
2 Some	190	37.48%
3 Quite a bit	180	35.50%
4 Very much	69	13.61%
Total	507	



How much does UofL emphasize the following? (continued)

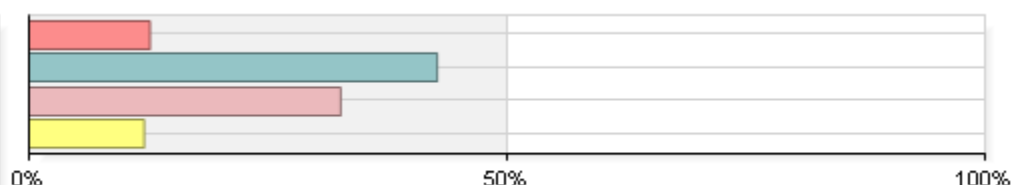
7. Helping you manage your non-academic responsibilities (work, family, etc.)

1 Very little	203	40.04%
2 Some	202	39.84%
3 Quite a bit	75	14.79%
4 Very much	27	5.33%
Total	507	



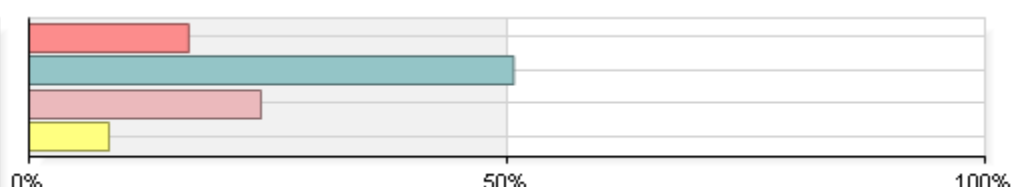
8. Attending campus activities and events (performing arts, athletic events, etc.)

1 Very little	64	12.65%
2 Some	216	42.69%
3 Quite a bit	165	32.61%
4 Very much	61	12.06%
Total	506	



9. Attending events that address important social, economic, or political issues

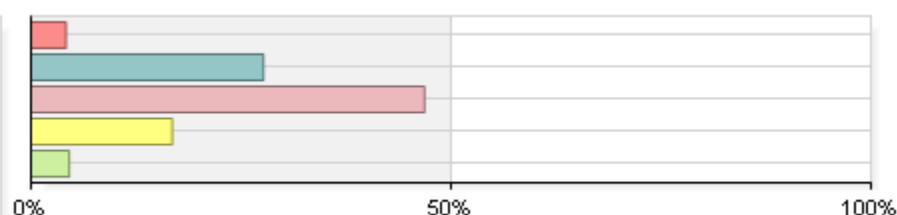
1 Very little	84	16.70%
2 Some	255	50.70%
3 Quite a bit	122	24.25%
4 Very much	42	8.35%
Total	503	



Please rate the quality of the following activities.

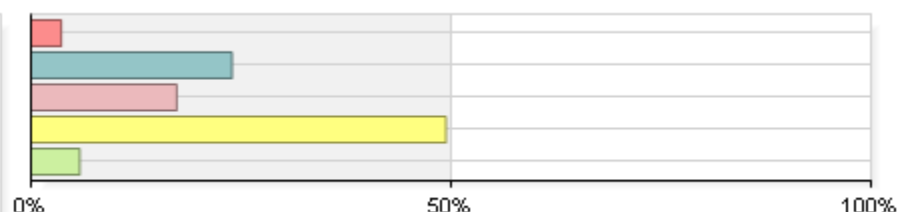
1. Practicum, internship, field experience, or clinical assignment

1 Poor	21	4.15%
2 Good	140	27.67%
3 Excellent	237	46.84%
4 Didn't have opportunity	85	16.80%
5 Didn't know about it	23	4.55%
Total	506	



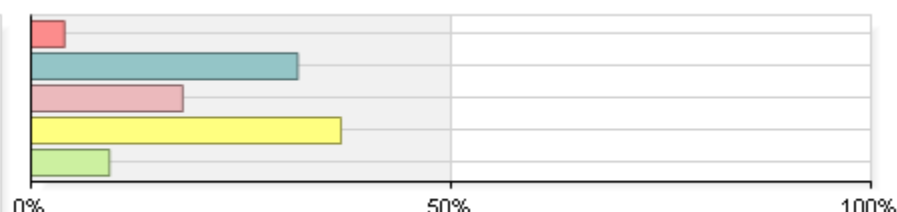
2. Hold a formal leadership role in a student organization or group

1 Poor	18	3.59%
2 Good	120	23.90%
3 Excellent	87	17.33%
4 Didn't have opportunity	248	49.40%
5 Didn't know about it	29	5.78%
Total	502	



3. Community-based or service learning

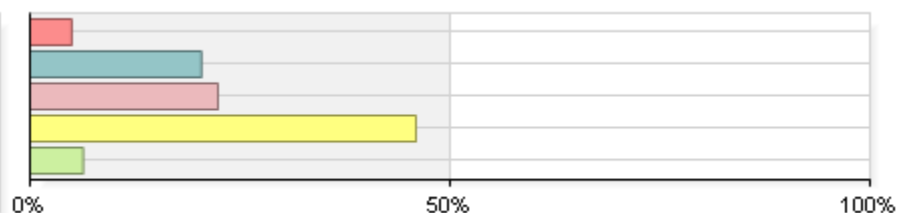
1 Poor	20	3.97%
2 Good	160	31.75%
3 Excellent	91	18.06%
4 Didn't have opportunity	186	36.90%
5 Didn't know about it	47	9.33%
Total	504	



Please rate the quality of the following activities. (continued)

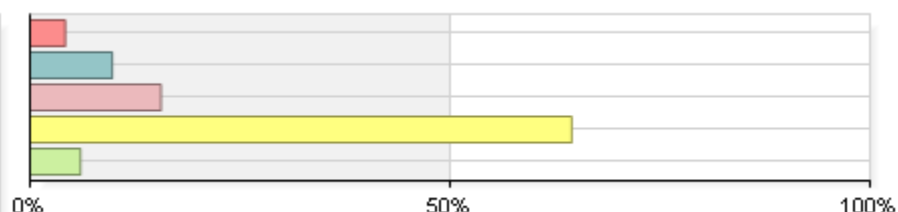
4. Work on a research project with a faculty member outside of courses or program requirements

1 Poor	25	4.95%
2 Good	103	20.40%
3 Excellent	113	22.38%
4 Didn't have opportunity	232	45.94%
5 Didn't know about it	32	6.34%
Total	505	



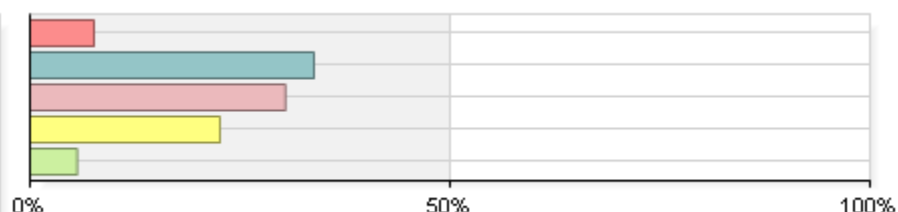
5. Study Abroad

1 Poor	21	4.19%
2 Good	49	9.78%
3 Excellent	78	15.57%
4 Didn't have opportunity	323	64.47%
5 Didn't know about it	30	5.99%
Total	501	



6. (Capstone course, senior project or thesis, comprehensive exam, etc.)

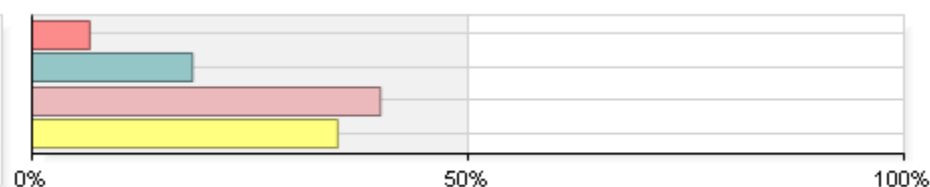
1 Poor	38	7.60%
2 Good	169	33.80%
3 Excellent	152	30.40%
4 Didn't have opportunity	113	22.60%
5 Didn't know about it	28	5.60%
Total	500	



Compared to your first year at UofL, how much progress have you made towards the following skills, knowledge, and personal development?

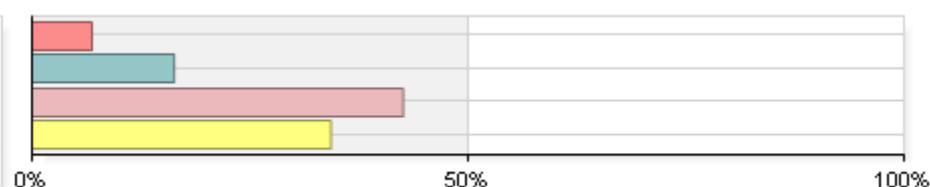
1. Writing clearly and effectively

1 No progress	27	6.62%
2 Slight progress	75	18.38%
3 Moderate progress	163	39.95%
4 Significant progress	143	35.05%
Total	408	



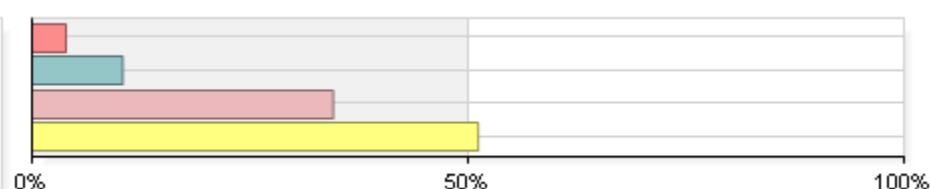
2. Speaking clearly and effectively

1 No progress	29	6.86%
2 Slight progress	69	16.31%
3 Moderate progress	180	42.55%
4 Significant progress	145	34.28%
Total	423	



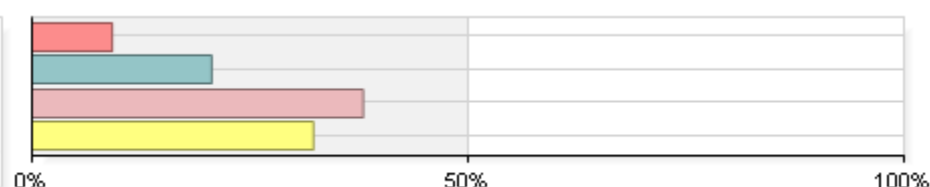
3. Thinking critically and analytically

1 No progress	15	3.90%
2 Slight progress	40	10.39%
3 Moderate progress	133	34.55%
4 Significant progress	197	51.17%
Total	385	



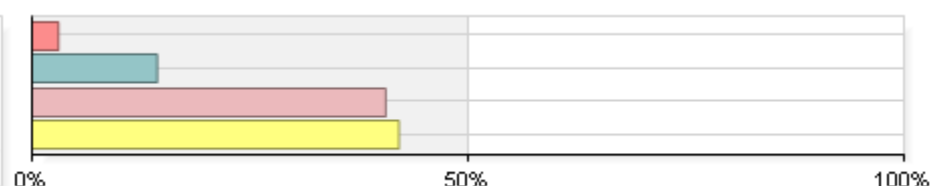
4. Analyzing numerical and statistical information

1 No progress	37	9.18%
2 Slight progress	83	20.60%
3 Moderate progress	153	37.97%
4 Significant progress	130	32.26%
Total	403	



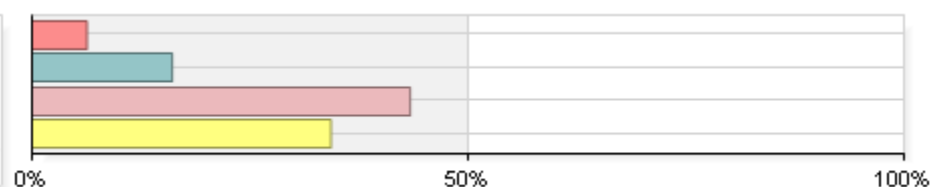
5. Acquiring job- or work-related knowledge and skills

1 No progress	12	3.02%
2 Slight progress	57	14.36%
3 Moderate progress	161	40.55%
4 Significant progress	167	42.07%
Total	397	



6. Working effectively with others

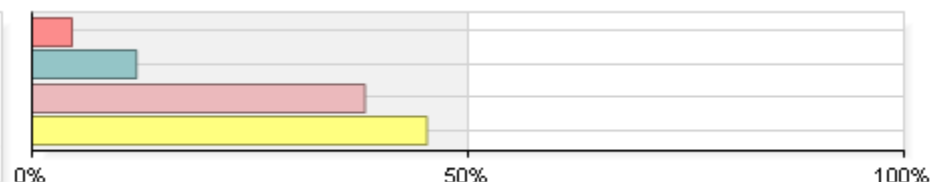
1 No progress	27	6.29%
2 Slight progress	69	16.08%
3 Moderate progress	186	43.36%
4 Significant progress	147	34.27%
Total	429	



Compared to your first year at UofL, how much progress have you made towards the following skills, knowledge, and personal development? (continued)

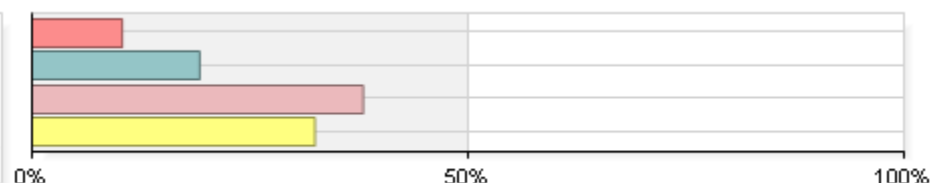
7. Learning effectively on your own

1 No progress	18	4.58%
2 Slight progress	47	11.96%
3 Moderate progress	150	38.17%
4 Significant progress	178	45.29%
Total	393	



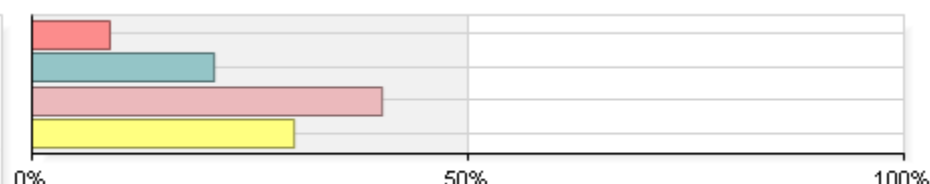
8. Developing or clarifying a personal code of values and ethics

1 No progress	43	10.34%
2 Slight progress	80	19.23%
3 Moderate progress	158	37.98%
4 Significant progress	135	32.45%
Total	416	



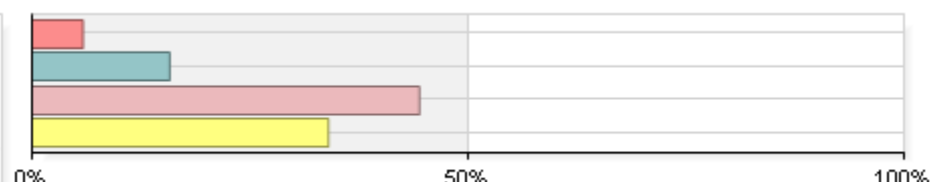
9. Understanding people of other backgrounds (economic, racial/ethnic, political, religious, nationality, etc.)

1 No progress	38	8.92%
2 Slight progress	89	20.89%
3 Moderate progress	171	40.14%
4 Significant progress	128	30.05%
Total	426	



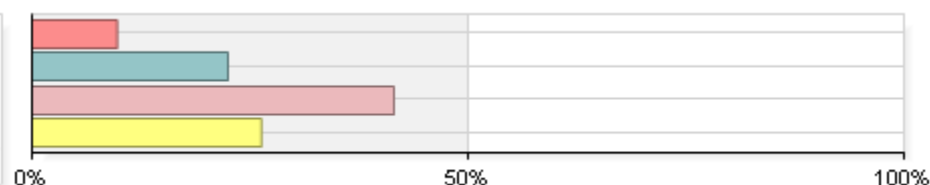
10. Solving complex real-world problems

1 No progress	24	5.83%
2 Slight progress	65	15.78%
3 Moderate progress	183	44.42%
4 Significant progress	140	33.98%
Total	412	



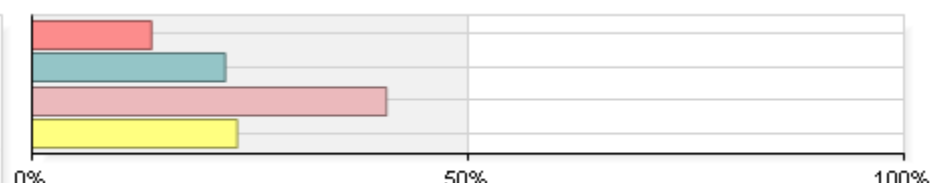
11. Being an informed and active citizen

1 No progress	43	9.75%
2 Slight progress	99	22.45%
3 Moderate progress	183	41.50%
4 Significant progress	116	26.30%
Total	441	



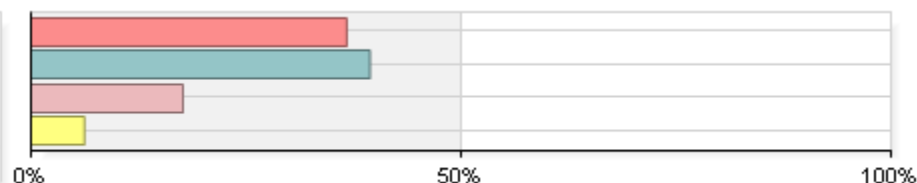
12. Improving computer information technology skills

1 No progress	60	13.70%
2 Slight progress	97	22.15%
3 Moderate progress	178	40.64%
4 Significant progress	103	23.52%
Total	438	



Indicate the rank of UofL when you were initially choosing a college to attend.

1 Only choice	189	36.70%
2 First choice	203	39.42%
3 Second choice	91	17.67%
4 Third choice or lower	32	6.21%
Total	515	



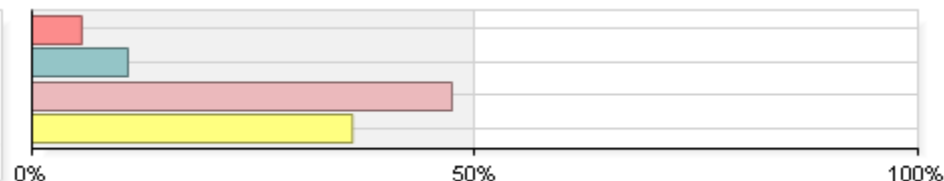
To what extent has UofL met your college education expectations?

1 Far below	18	3.50%
2 Moderately below	53	10.29%
3 Met expectations	181	35.15%
4 Moderately above	159	30.87%
5 Far above	104	20.19%
Total	515	



If you could start college again, how likely would you be to enroll at UofL?

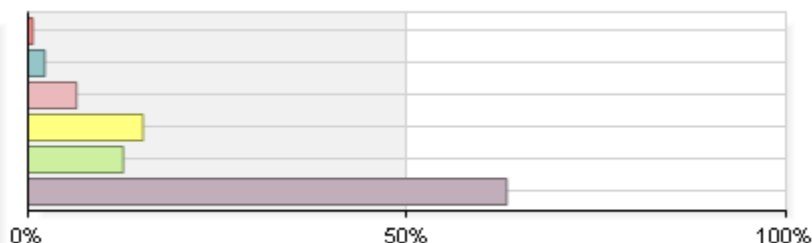
1 Extremely unlikely	29	5.61%
2 Unlikely	56	10.83%
3 Likely	245	47.39%
4 Extremely likely	187	36.17%
Total	517	



Rate your level of satisfaction with the following academic support services.

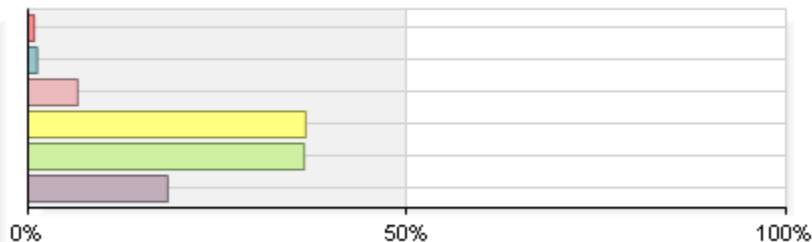
1. Writing Center

1 Very dissatisfied	3	0.60%
2 Dissatisfied	11	2.19%
3 Neither satisfied nor dissatisfied	32	6.37%
4 Satisfied	76	15.14%
5 Very satisfied	63	12.55%
6 Did not use	317	63.15%
Total	502	



2. UofL Libraries (reference librarians, front desk staff)

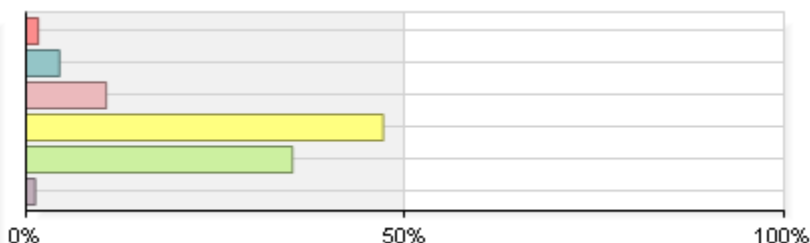
1 Very dissatisfied	4	0.79%
2 Dissatisfied	6	1.19%
3 Neither satisfied nor dissatisfied	33	6.53%
4 Satisfied	185	36.63%
5 Very satisfied	184	36.44%
6 Did not use	93	18.42%
Total	505	



Rate your level of satisfaction with the following academic support services. (continued)

3. Online resources (ULink, Blackboard, etc.)

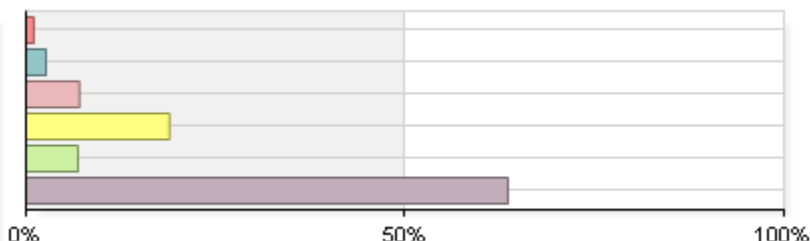
1 Very dissatisfied	8	1.60%
2 Dissatisfied	22	4.39%
3 Neither satisfied nor dissatisfied	53	10.58%
4 Satisfied	236	47.11%
5 Very satisfied	176	35.13%
6 Did not use	6	1.20%
Total	501	



Rate your level of satisfaction with the following physical spaces/facilities.

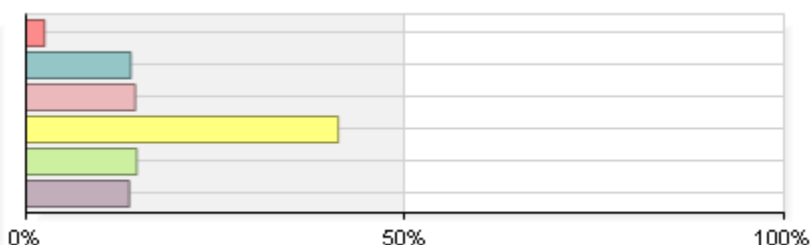
1. Lab facilities for health, natural and physical sciences

1 Very dissatisfied	5	1.01%
2 Dissatisfied	13	2.62%
3 Neither satisfied nor dissatisfied	35	7.04%
4 Satisfied	94	18.91%
5 Very satisfied	34	6.84%
6 Did not use	316	63.58%
Total	497	



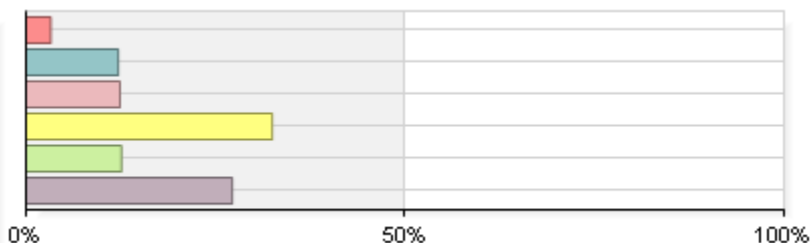
2. Classroom facilities

1 Very dissatisfied	12	2.43%
2 Dissatisfied	68	13.79%
3 Neither satisfied nor dissatisfied	71	14.40%
4 Satisfied	203	41.18%
5 Very satisfied	72	14.60%
6 Did not use	67	13.59%
Total	493	



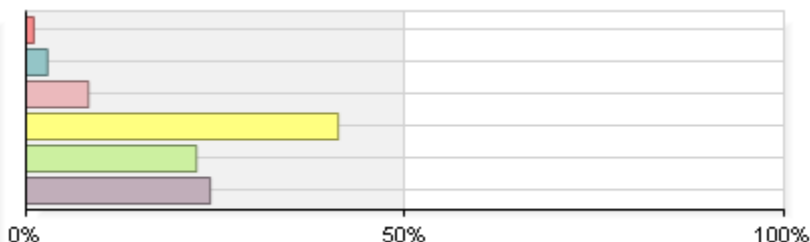
3. Student lounge areas

1 Very dissatisfied	16	3.25%
2 Dissatisfied	60	12.17%
3 Neither satisfied nor dissatisfied	61	12.37%
4 Satisfied	160	32.45%
5 Very satisfied	62	12.58%
6 Did not use	134	27.18%
Total	493	



4. UofL Libraries (study areas, furniture, layout)

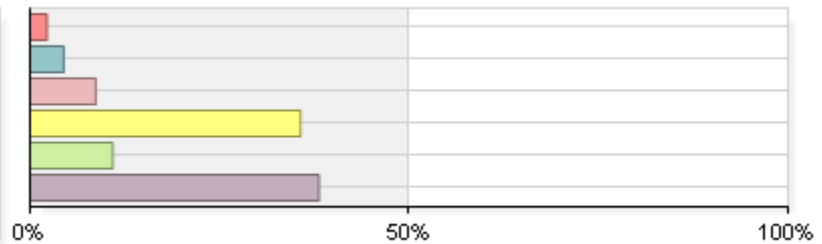
1 Very dissatisfied	5	1.00%
2 Dissatisfied	14	2.81%
3 Neither satisfied nor dissatisfied	41	8.23%
4 Satisfied	205	41.16%
5 Very satisfied	112	22.49%
6 Did not use	121	24.30%
Total	498	



Rate your level of satisfaction with the following physical spaces/facilities. (continued)

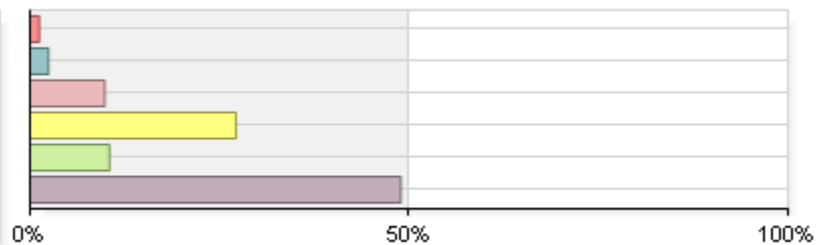
5. Computer labs

1 Very dissatisfied	11	2.22%
2 Dissatisfied	22	4.44%
3 Neither satisfied nor dissatisfied	43	8.67%
4 Satisfied	177	35.69%
5 Very satisfied	54	10.89%
6 Did not use	189	38.10%
Total	496	



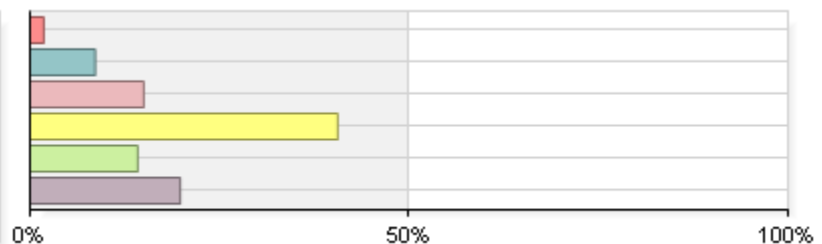
6. Outdoor recreational space (West Plaza, West Lawn, Humanities Quad, etc.)

1 Very dissatisfied	6	1.21%
2 Dissatisfied	12	2.41%
3 Neither satisfied nor dissatisfied	49	9.86%
4 Satisfied	135	27.16%
5 Very satisfied	52	10.46%
6 Did not use	243	48.89%
Total	497	



7. Outdoor traffic space (sidewalks, curb cuts, lighting, crosswalks, etc.)

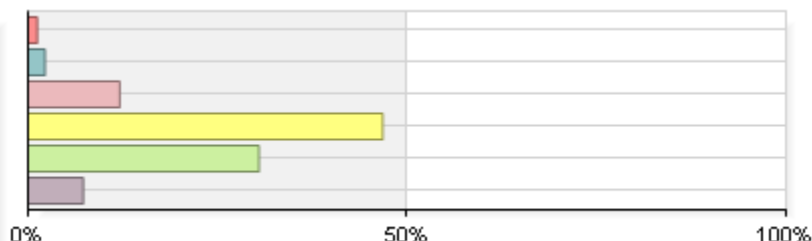
1 Very dissatisfied	9	1.80%
2 Dissatisfied	43	8.60%
3 Neither satisfied nor dissatisfied	75	15.00%
4 Satisfied	203	40.60%
5 Very satisfied	71	14.20%
6 Did not use	99	19.80%
Total	500	



Rate your level of satisfaction with the following student enrollment services.

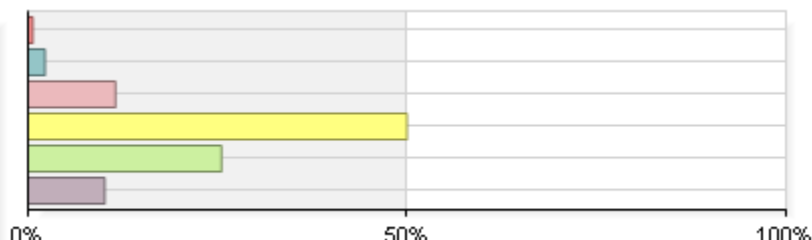
1. Admissions

1 Very dissatisfied	6	1.21%
2 Dissatisfied	11	2.22%
3 Neither satisfied nor dissatisfied	60	12.10%
4 Satisfied	232	46.77%
5 Very satisfied	151	30.44%
6 Did not use	36	7.26%
Total	496	



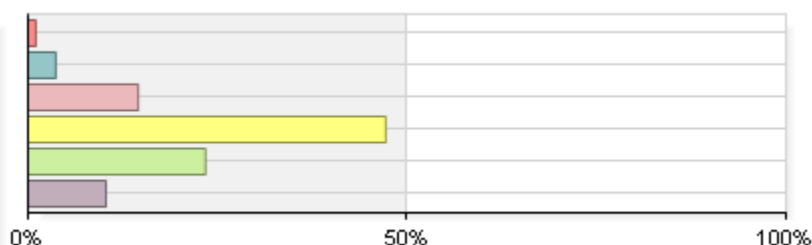
2. Registrar's Office

1 Very dissatisfied	3	0.61%
2 Dissatisfied	11	2.23%
3 Neither satisfied nor dissatisfied	57	11.54%
4 Satisfied	247	50.00%
5 Very satisfied	126	25.51%
6 Did not use	50	10.12%
Total	494	



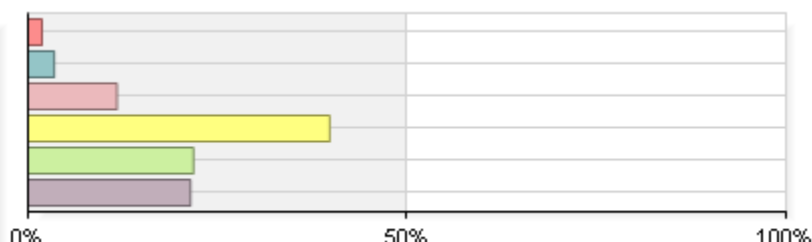
3. Bursar's Office

1 Very dissatisfied	5	1.01%
2 Dissatisfied	18	3.63%
3 Neither satisfied nor dissatisfied	72	14.52%
4 Satisfied	234	47.18%
5 Very satisfied	116	23.39%
6 Did not use	51	10.28%
Total	496	



4. Financial Aid Office

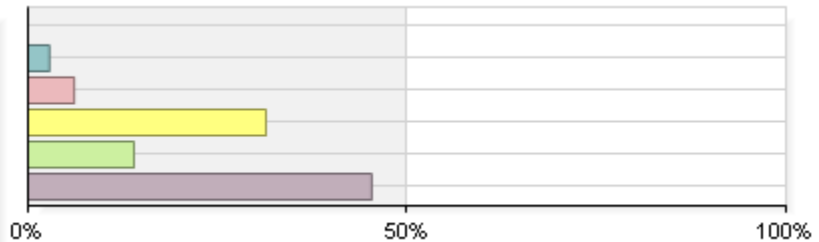
1 Very dissatisfied	9	1.82%
2 Dissatisfied	17	3.43%
3 Neither satisfied nor dissatisfied	58	11.72%
4 Satisfied	197	39.80%
5 Very satisfied	108	21.82%
6 Did not use	106	21.41%
Total	495	



Rate your level of satisfaction with the following student support services.

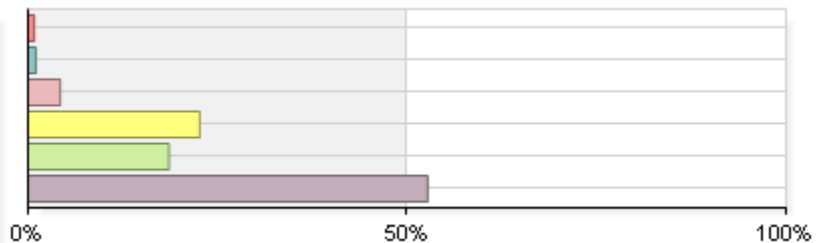
1. Student Activities Center (SAC)

1 Very dissatisfied	2	0.40%
2 Dissatisfied	14	2.83%
3 Neither satisfied nor dissatisfied	30	6.07%
4 Satisfied	155	31.38%
5 Very satisfied	69	13.97%
6 Did not use	224	45.34%
Total	494	



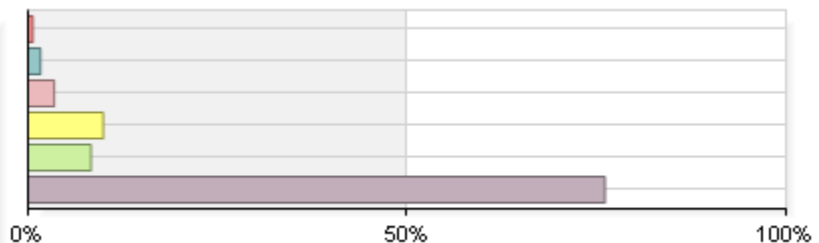
2. Recreation/intramural/fitness facilities

1 Very dissatisfied	4	0.81%
2 Dissatisfied	5	1.01%
3 Neither satisfied nor dissatisfied	21	4.24%
4 Satisfied	112	22.63%
5 Very satisfied	92	18.59%
6 Did not use	261	52.73%
Total	495	



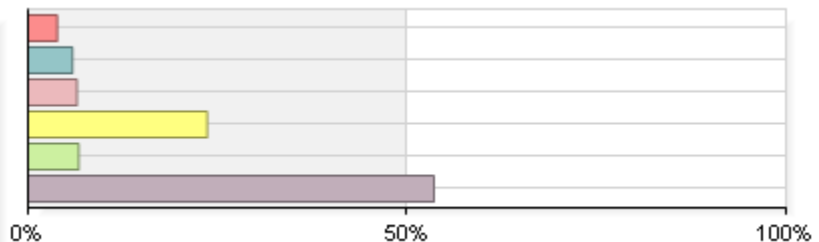
3. Counseling Center

1 Very dissatisfied	3	0.61%
2 Dissatisfied	8	1.62%
3 Neither satisfied nor dissatisfied	17	3.44%
4 Satisfied	49	9.92%
5 Very satisfied	41	8.30%
6 Did not use	376	76.11%
Total	494	



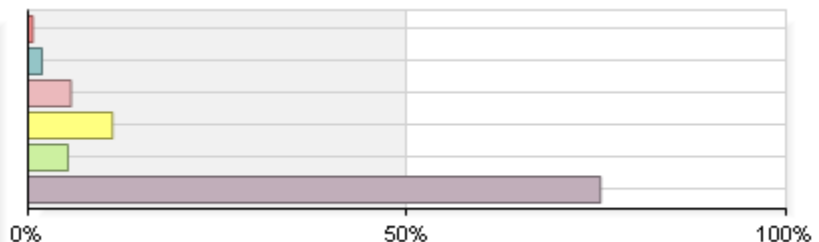
4. Campus Dining Services (Wendy's, Ville Grill, Papa Johns, Subway, etc.)

1 Very dissatisfied	19	3.84%
2 Dissatisfied	29	5.86%
3 Neither satisfied nor dissatisfied	32	6.46%
4 Satisfied	117	23.64%
5 Very satisfied	33	6.67%
6 Did not use	265	53.54%
Total	495	



5. Career Development Center

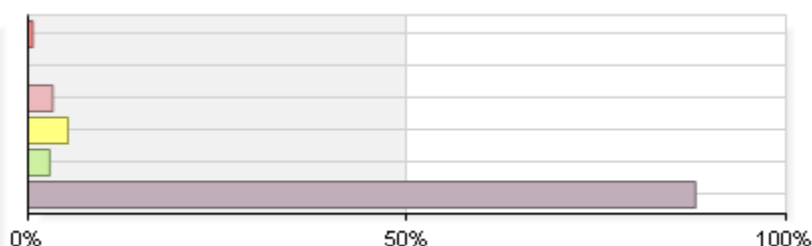
1 Very dissatisfied	3	0.61%
2 Dissatisfied	9	1.82%
3 Neither satisfied nor dissatisfied	28	5.67%
4 Satisfied	55	11.13%
5 Very satisfied	26	5.26%
6 Did not use	373	75.51%
Total	494	



Rate your level of satisfaction with the following student support services. (continued)

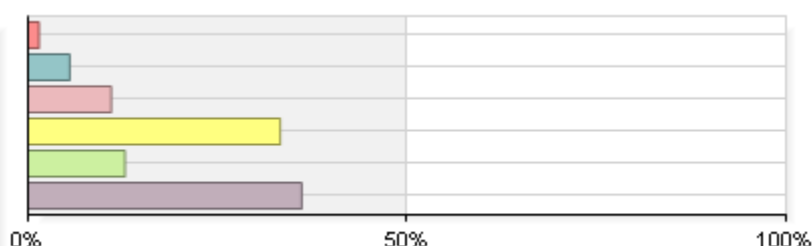
6. Disability Resource Center

1 Very dissatisfied	3	0.61%
2 Dissatisfied	0	0.00%
3 Neither satisfied nor dissatisfied	16	3.25%
4 Satisfied	26	5.27%
5 Very satisfied	14	2.84%
6 Did not use	434	88.03%
Total	493	



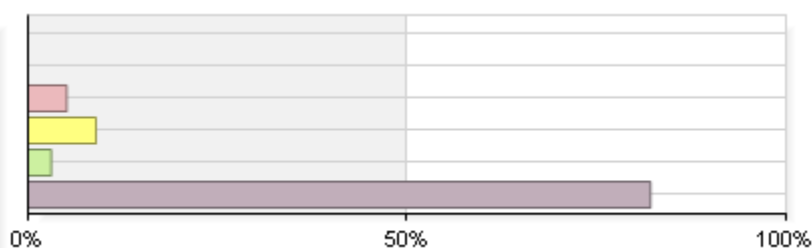
7. UofL Bookstore

1 Very dissatisfied	7	1.42%
2 Dissatisfied	27	5.48%
3 Neither satisfied nor dissatisfied	54	10.95%
4 Satisfied	164	33.27%
5 Very satisfied	63	12.78%
6 Did not use	178	36.11%
Total	493	



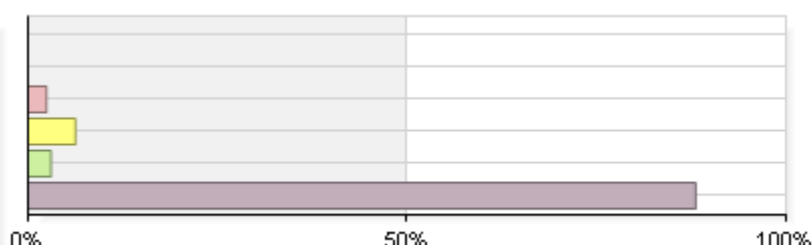
8. Off Campus Student Services

1 Very dissatisfied	2	0.41%
2 Dissatisfied	2	0.41%
3 Neither satisfied nor dissatisfied	25	5.08%
4 Satisfied	44	8.94%
5 Very satisfied	15	3.05%
6 Did not use	404	82.11%
Total	492	



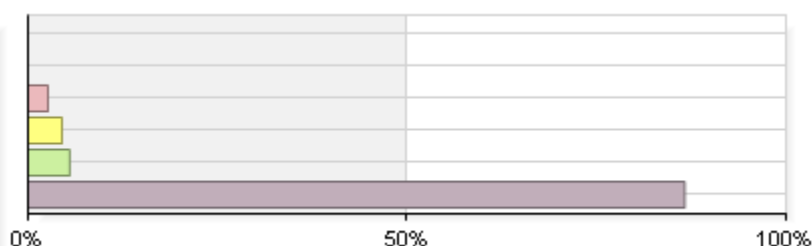
9. PEACC (Violence prevention and outreach)

1 Very dissatisfied	1	0.20%
2 Dissatisfied	0	0.00%
3 Neither satisfied nor dissatisfied	12	2.42%
4 Satisfied	31	6.26%
5 Very satisfied	15	3.03%
6 Did not use	436	88.08%
Total	495	



10. LGBT Center

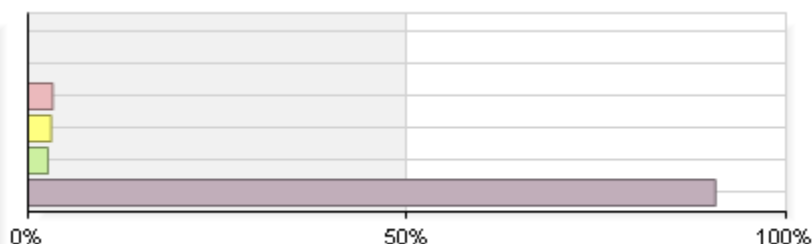
1 Very dissatisfied	2	0.41%
2 Dissatisfied	2	0.41%
3 Neither satisfied nor dissatisfied	13	2.64%
4 Satisfied	22	4.46%
5 Very satisfied	27	5.48%
6 Did not use	427	86.61%
Total	493	



Rate your level of satisfaction with the following student support services. (continued)

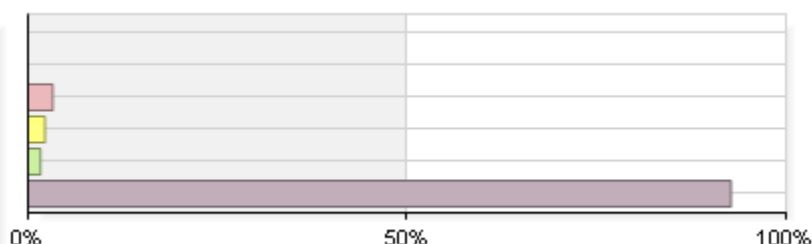
11. Women's Center

1 Very dissatisfied	2	0.40%
2 Dissatisfied	0	0.00%
3 Neither satisfied nor dissatisfied	16	3.24%
4 Satisfied	15	3.04%
5 Very satisfied	13	2.63%
6 Did not use	448	90.69%
Total	494	



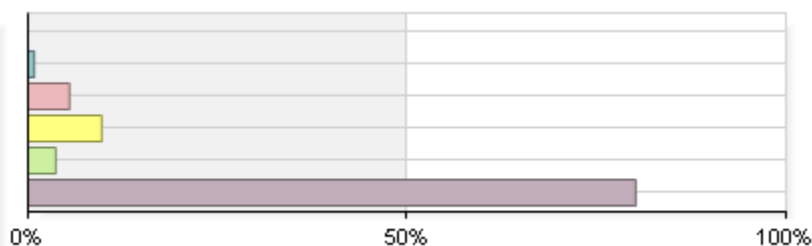
12. Women 4 Women Student Board

1 Very dissatisfied	1	0.20%
2 Dissatisfied	0	0.00%
3 Neither satisfied nor dissatisfied	16	3.24%
4 Satisfied	11	2.23%
5 Very satisfied	8	1.62%
6 Did not use	458	92.71%
Total	494	



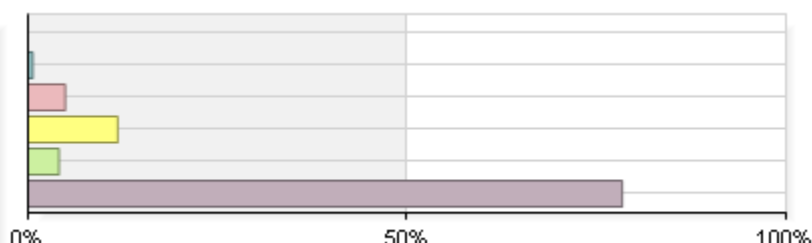
13. Community services or volunteer work

1 Very dissatisfied	1	0.20%
2 Dissatisfied	4	0.81%
3 Neither satisfied nor dissatisfied	27	5.47%
4 Satisfied	48	9.72%
5 Very satisfied	18	3.64%
6 Did not use	396	80.16%
Total	494	



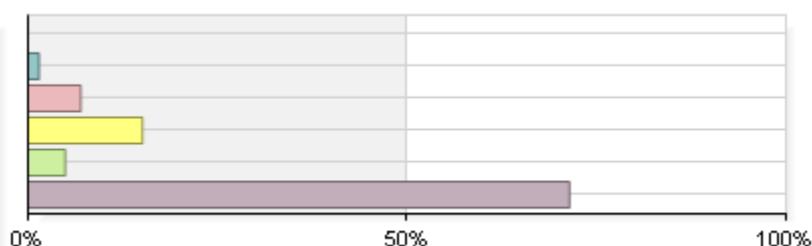
14. Student Activities Board (SAB) sponsored events

1 Very dissatisfied	1	0.20%
2 Dissatisfied	3	0.61%
3 Neither satisfied nor dissatisfied	24	4.90%
4 Satisfied	58	11.84%
5 Very satisfied	20	4.08%
6 Did not use	384	78.37%
Total	490	



15. Student groups/organizations (RSO's)

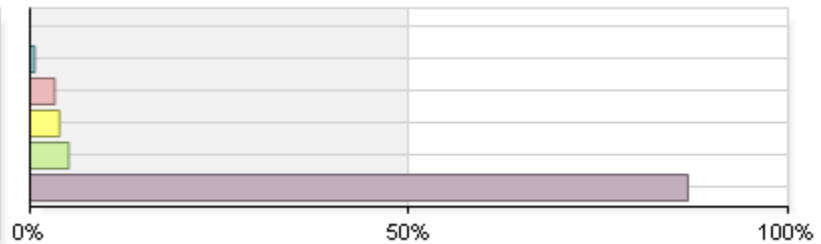
1 Very dissatisfied	1	0.20%
2 Dissatisfied	7	1.43%
3 Neither satisfied nor dissatisfied	34	6.94%
4 Satisfied	74	15.10%
5 Very satisfied	24	4.90%
6 Did not use	350	71.43%
Total	490	



Rate your level of satisfaction with the following student support services. (continued)

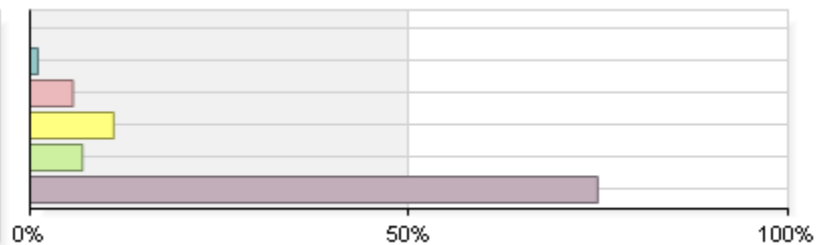
16. Military & Veteran Student Services

1 Very dissatisfied	2	0.41%
2 Dissatisfied	3	0.61%
3 Neither satisfied nor dissatisfied	16	3.25%
4 Satisfied	19	3.86%
5 Very satisfied	25	5.08%
6 Did not use	427	86.79%
Total	492	



17. Graduate Student Council (GSC)

1 Very dissatisfied	2	0.51%
2 Dissatisfied	4	1.03%
3 Neither satisfied nor dissatisfied	22	5.64%
4 Satisfied	43	11.03%
5 Very satisfied	27	6.92%
6 Did not use	292	74.87%
Total	390	

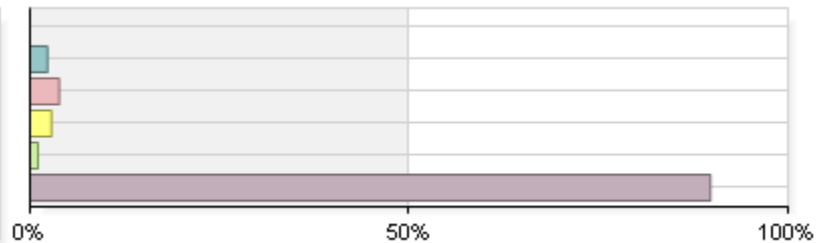


Rate your level of satisfaction with the following housing properties:

(Questions below only reflect Fall 2015 & Spring 2016 responses due to a change in survey questions)

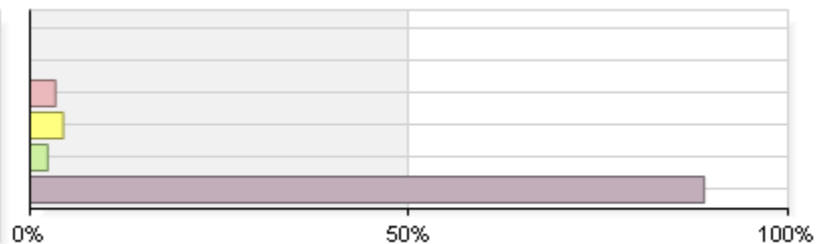
1. Residence Halls (UTA, etc.)

1 Very dissatisfied	1	0.26%
2 Dissatisfied	9	2.31%
3 Neither satisfied nor dissatisfied	15	3.85%
4 Satisfied	11	2.82%
5 Very satisfied	4	1.03%
6 Did not use	350	89.74%
Total	390	



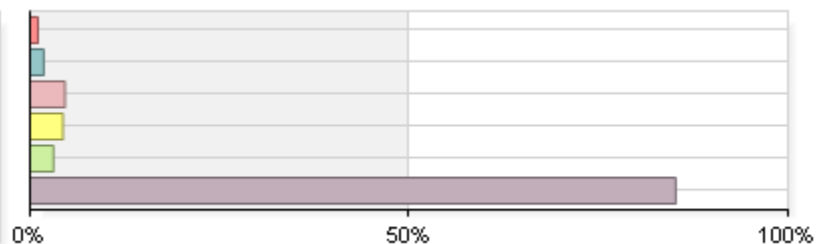
2. On-campus affiliates (Bettie-Johnson, Kurz, Community Park, Billy Minardi)

1 Very dissatisfied	2	0.51%
2 Dissatisfied	2	0.51%
3 Neither satisfied nor dissatisfied	13	3.34%
4 Satisfied	17	4.37%
5 Very satisfied	9	2.31%
6 Did not use	346	88.95%
Total	389	



3. Off-campus affiliates (Cardinal Towne, Province, Bellamy, Retreat, Arch)

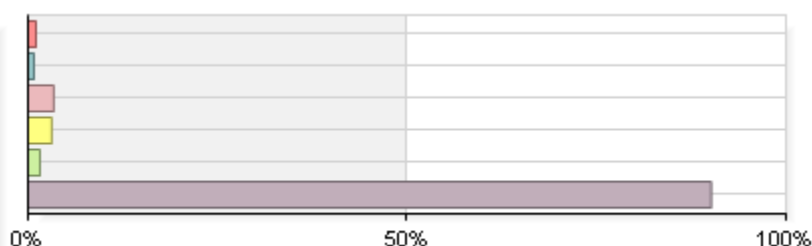
1 Very dissatisfied	4	1.02%
2 Dissatisfied	7	1.79%
3 Neither satisfied nor dissatisfied	18	4.60%
4 Satisfied	17	4.35%
5 Very satisfied	12	3.07%
6 Did not use	333	85.17%
Total	391	



Rate your level of satisfaction with the following housing properties: (continued)

4. Off-campus non-affiliates (Clubhouse, Cardinal Village, University Park Apartments)

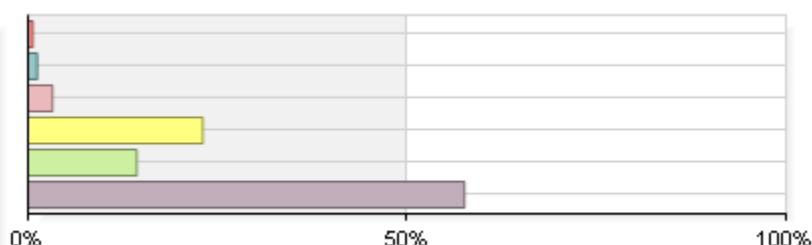
1 Very dissatisfied	4	1.04%
2 Dissatisfied	3	0.78%
3 Neither satisfied nor dissatisfied	13	3.38%
4 Satisfied	12	3.12%
5 Very satisfied	6	1.56%
6 Did not use	347	90.13%
Total	385	



Rate your level of satisfaction with the following student services.

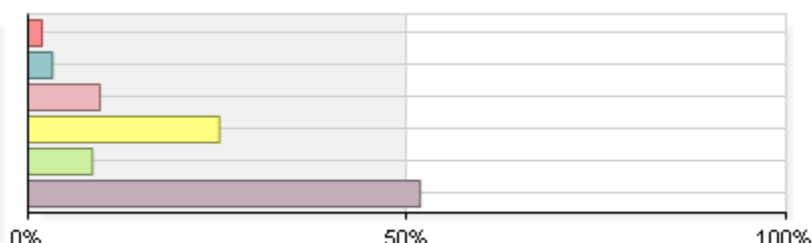
1. Health Services

1 Very dissatisfied	3	0.61%
2 Dissatisfied	6	1.21%
3 Neither satisfied nor dissatisfied	16	3.23%
4 Satisfied	114	23.03%
5 Very satisfied	71	14.34%
6 Did not use	285	57.58%
Total	495	



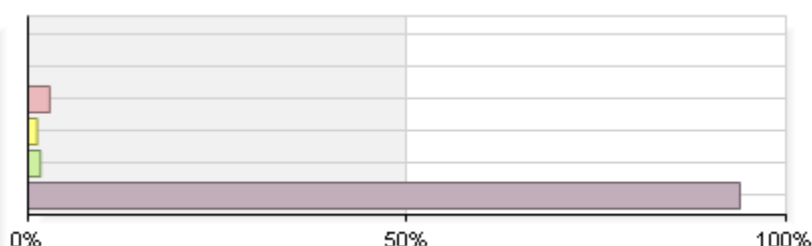
2. Campus Security

1 Very dissatisfied	9	1.82%
2 Dissatisfied	16	3.23%
3 Neither satisfied nor dissatisfied	47	9.49%
4 Satisfied	125	25.25%
5 Very satisfied	42	8.48%
6 Did not use	256	51.72%
Total	495	



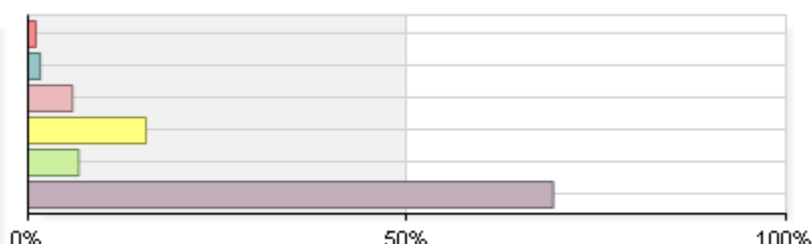
3. Child care services (Early Learning Campus)

1 Very dissatisfied	1	0.20%
2 Dissatisfied	1	0.20%
3 Neither satisfied nor dissatisfied	14	2.84%
4 Satisfied	6	1.22%
5 Very satisfied	8	1.62%
6 Did not use	463	93.91%
Total	493	



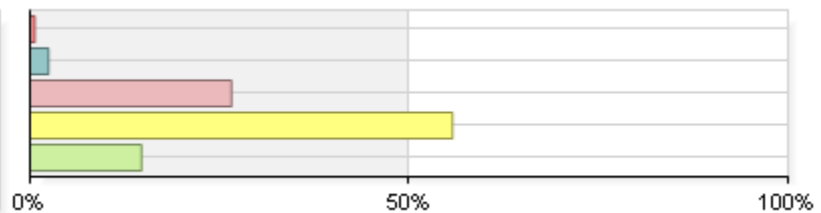
4. On-campus transportation (shuttles)

1 Very dissatisfied	5	1.01%
2 Dissatisfied	8	1.62%
3 Neither satisfied nor dissatisfied	29	5.86%
4 Satisfied	77	15.56%
5 Very satisfied	33	6.67%
6 Did not use	343	69.29%
Total	495	



Please rate your overall satisfaction with support services at UofL.

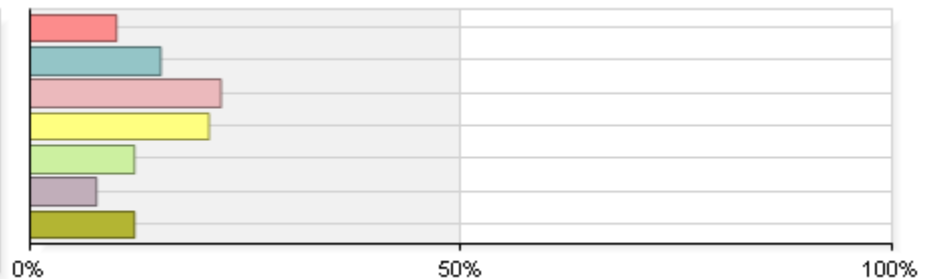
1 Very dissatisfied	3	0.60%
2 Dissatisfied	12	2.41%
3 Neither dissatisfied nor satisfied	132	26.56%
4 Satisfied	277	55.73%
5 Very satisfied	73	14.69%
Total	497	



Over the past twelve months, about how many papers, reports or other writing tasks of the following lengths have you been assigned (include those not yet completed).

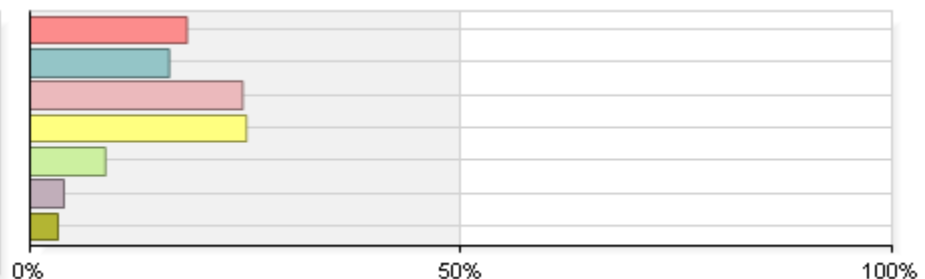
1. Up to 5 pages

1 None	43	10.02%
2 1-2	65	15.15%
3 3-5	95	22.14%
4 6-10	89	20.75%
5 11-15	52	12.12%
6 16-20	33	7.69%
7 More than 20 papers	52	12.12%
Total	429	



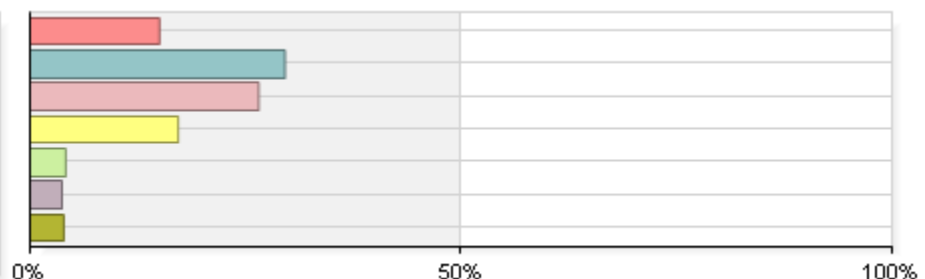
2. Between 6 and 10 pages

1 None	79	18.20%
2 1-2	70	16.13%
3 3-5	107	24.65%
4 6-10	109	25.12%
5 11-15	38	8.76%
6 16-20	17	3.92%
7 More than 20 papers	14	3.23%
Total	434	



3. 11 pages or more

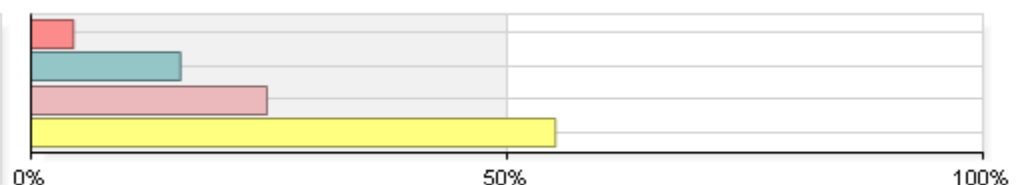
1 None	69	15.00%
2 1-2	136	29.57%
3 3-5	122	26.52%
4 6-10	79	17.17%
5 11-15	19	4.13%
6 16-20	17	3.70%
7 More than 20 papers	18	3.91%
Total	460	



Over the past twelve months, about how often have you done the following?

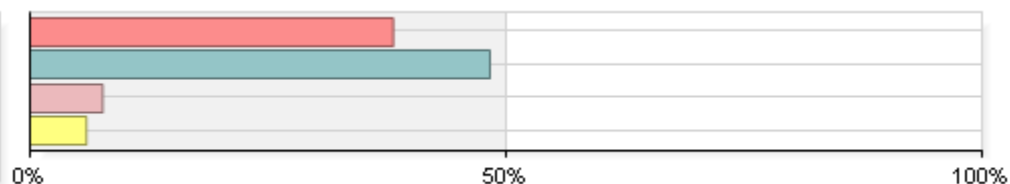
1. Asked questions or contributed to course discussion in other ways

1 Never	21	4.45%
2 Sometimes	74	15.68%
3 Often	117	24.79%
4 Very often	260	55.08%
Total	472	



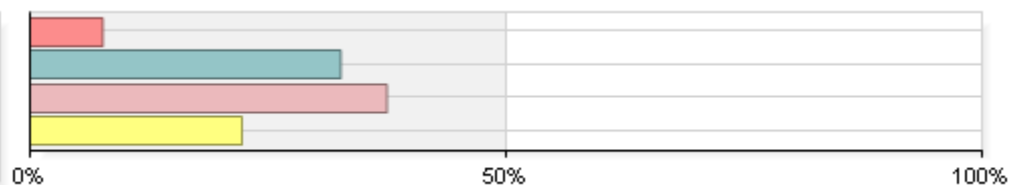
2. Come to class WITHOUT completing readings or assignments

1 Never	180	38.14%
2 Sometimes	228	48.31%
3 Often	36	7.63%
4 Very often	28	5.93%
Total	472	



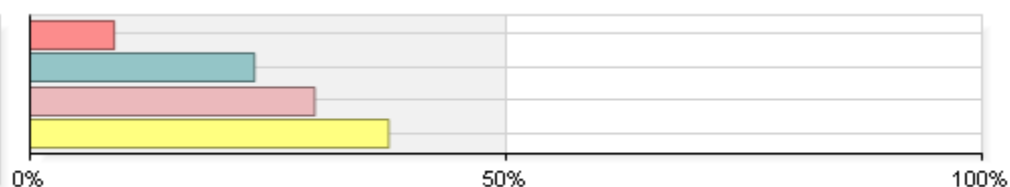
3. Given a course presentation

1 Never	36	7.63%
2 Sometimes	154	32.63%
3 Often	177	37.50%
4 Very often	105	22.25%
Total	472	



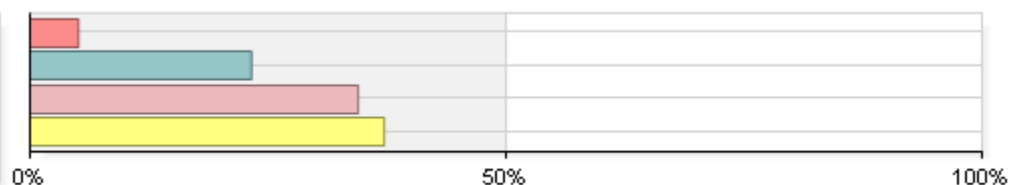
4. Connected your learning to societal problems or issues

1 Never	42	8.84%
2 Sometimes	112	23.58%
3 Often	142	29.89%
4 Very often	179	37.68%
Total	475	



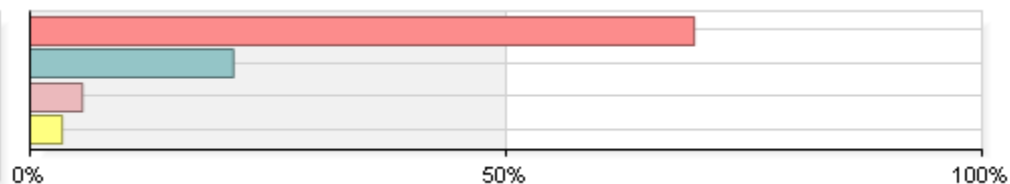
5. Examined the strengths and weaknesses of your own views on a topic or issue

1 Never	24	5.07%
2 Sometimes	110	23.26%
3 Often	163	34.46%
4 Very often	176	37.21%
Total	473	



6. Observed student dishonesty when completing assignments or exams

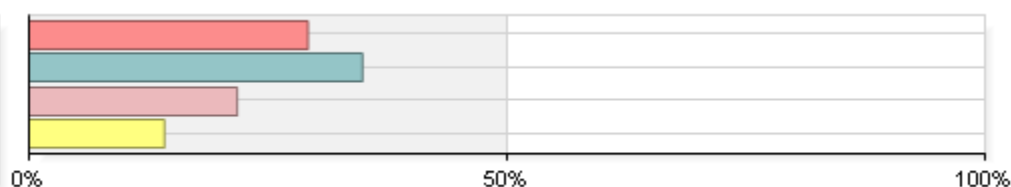
1 Never	330	69.77%
2 Sometimes	101	21.35%
3 Often	26	5.50%
4 Very often	16	3.38%
Total	473	



Over the past twelve months, how much has your coursework emphasized the following?

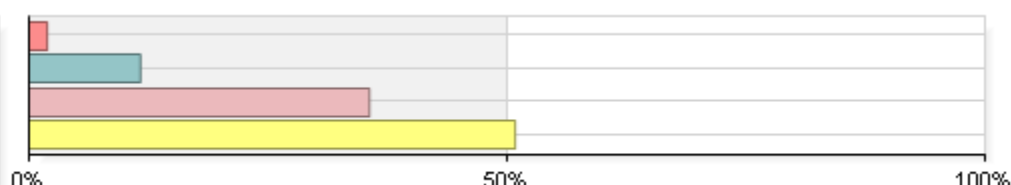
1. Memorizing course material

1 Very little	138	29.18%
2 Some	165	34.88%
3 Quite a bit	103	21.78%
4 Very much	67	14.16%
Total	473	



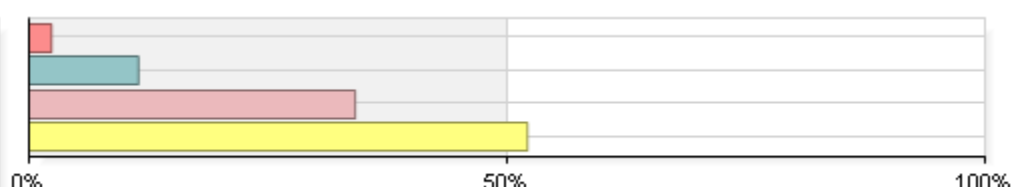
2. Applying facts, theories, or methods to practical problems or new situations

1 Very little	9	1.91%
2 Some	55	11.65%
3 Quite a bit	168	35.59%
4 Very much	240	50.85%
Total	472	



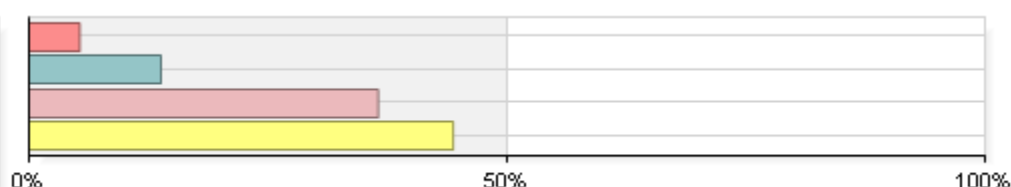
3. Analyzing an idea, experience, or line of reasoning in-depth by examining its parts

1 Very little	11	2.33%
2 Some	54	11.44%
3 Quite a bit	161	34.11%
4 Very much	246	52.12%
Total	472	



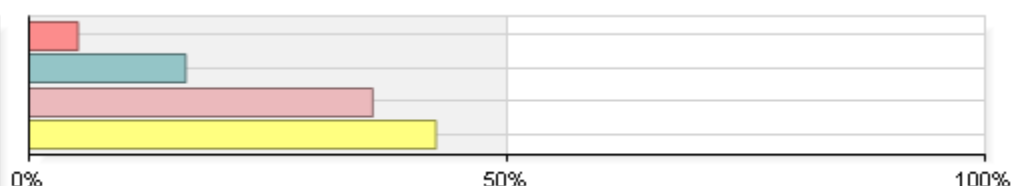
4. Evaluating a point of view, decision, or information source

1 Very little	25	5.31%
2 Some	65	13.80%
3 Quite a bit	172	36.52%
4 Very much	209	44.37%
Total	471	



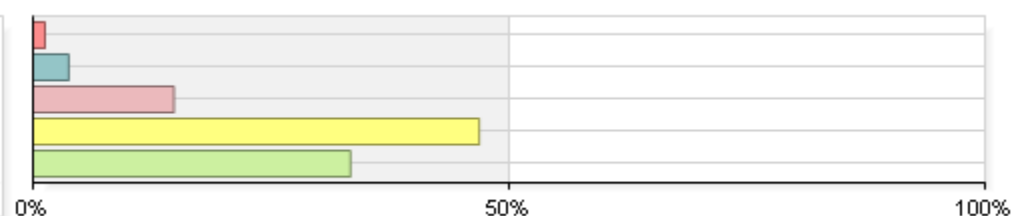
5. Forming a new idea or understanding from various pieces of information

1 Very little	24	5.11%
2 Some	77	16.38%
3 Quite a bit	169	35.96%
4 Very much	200	42.55%
Total	470	



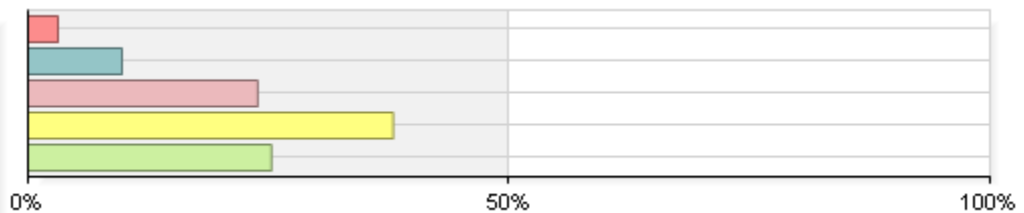
Over the past twelve months, to what extent have your courses challenged you to do your best work?

1 Never	6	1.25%
2 Rarely	18	3.75%
3 Sometimes	71	14.79%
4 Often	225	46.88%
5 Always	160	33.33%
Total	480	



Overall impression of academic standards at UofL.

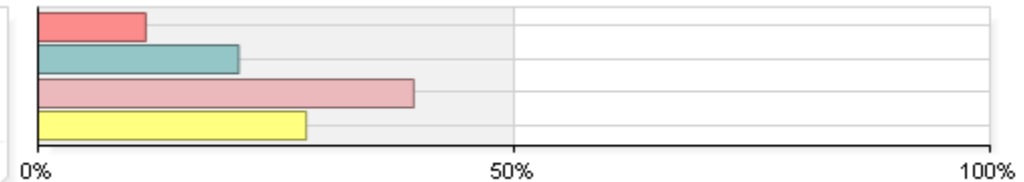
1 Poor	15	3.11%
2 Fair	47	9.75%
3 Good	115	23.86%
4 Very good	183	37.97%
5 Excellent	122	25.31%
Total	482	



During the past twelve months, about how often have you done the following?

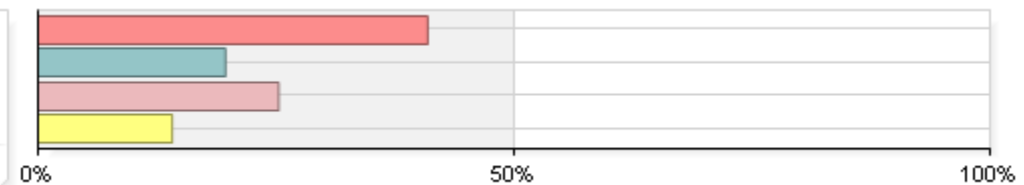
1. Talked about career plans with a faculty member

1 Never	51	11.31%
2 Rarely	95	21.06%
3 Sometimes	178	39.47%
4 Often	127	28.16%
Total	451	



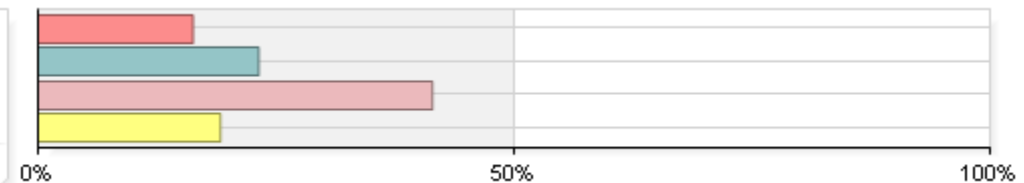
2. Worked with a faculty member on activities other than coursework (committees, student groups, etc.)

1 Never	183	40.94%
2 Rarely	88	19.69%
3 Sometimes	113	25.28%
4 Often	63	14.09%
Total	447	



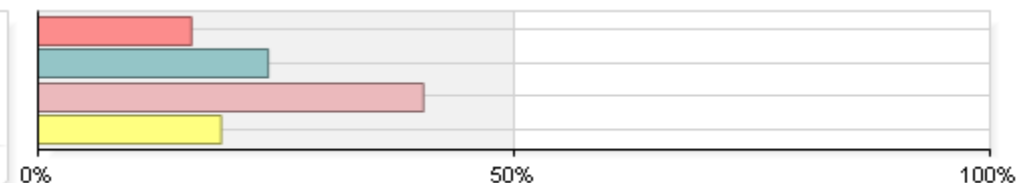
3. Discussed course topics, ideas, or concepts with a faculty member outside of class

1 Never	73	16.26%
2 Rarely	104	23.16%
3 Sometimes	186	41.43%
4 Often	86	19.15%
Total	449	



4. Discussed your academic performance with a faculty member

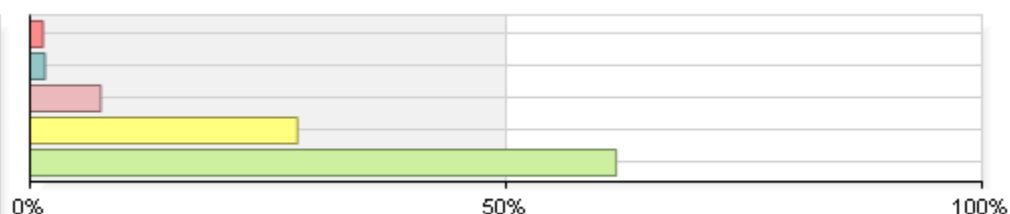
1 Never	72	16.11%
2 Rarely	108	24.16%
3 Sometimes	181	40.49%
4 Often	86	19.24%
Total	447	



During the past twelve months, about how often have your professors done the following?

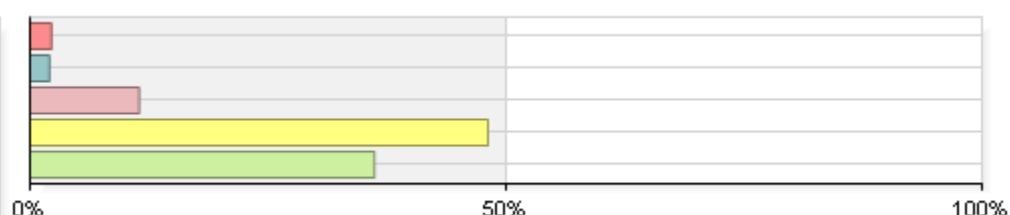
1. Provided syllabi that clearly explained course goals and requirements

1 Never	6	1.35%
2 Rarely	7	1.57%
3 Sometimes	33	7.42%
4 Often	125	28.09%
5 Always	274	61.57%
Total	445	



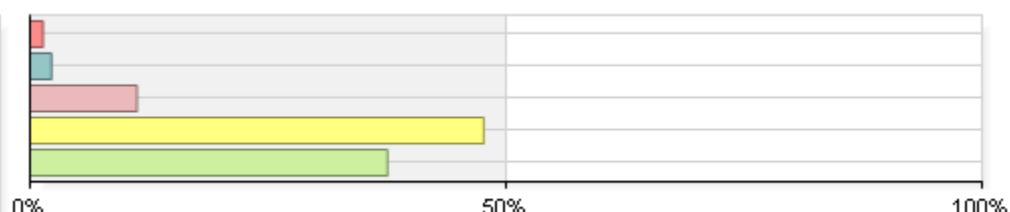
2. Taught course sessions in an organized way

1 Never	10	2.25%
2 Rarely	9	2.02%
3 Sometimes	51	11.46%
4 Often	214	48.09%
5 Always	161	36.18%
Total	445	



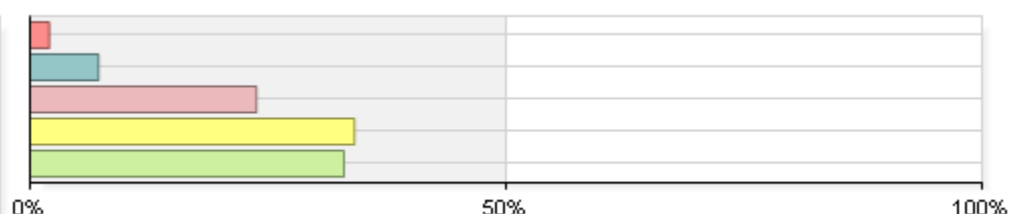
3. Used examples or illustrations to explain difficult points

1 Never	6	1.35%
2 Rarely	10	2.25%
3 Sometimes	50	11.24%
4 Often	212	47.64%
5 Always	167	37.53%
Total	445	



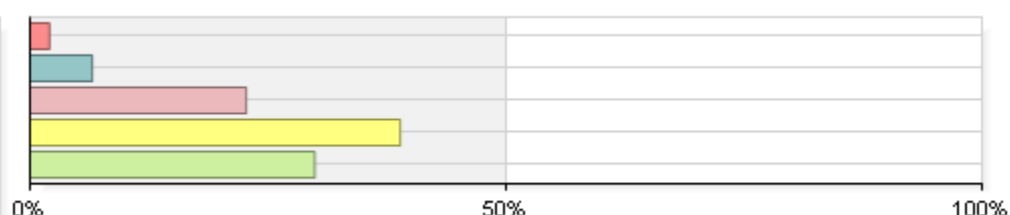
4. Provided feedback on a draft or work in progress

1 Never	9	2.02%
2 Rarely	32	7.17%
3 Sometimes	106	23.77%
4 Often	152	34.08%
5 Always	147	32.96%
Total	446	



5. Provided prompt and detailed feedback on tests or completed assignments

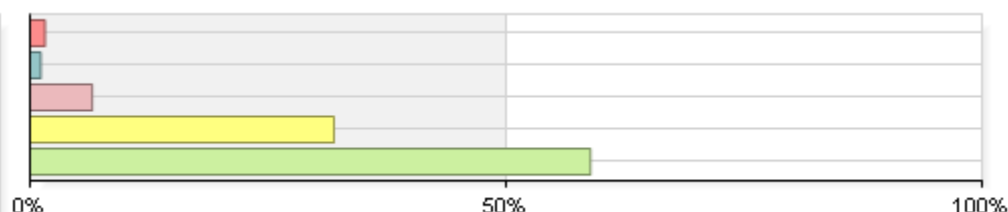
1 Never	9	2.02%
2 Rarely	29	6.52%
3 Sometimes	101	22.70%
4 Often	173	38.88%
5 Always	133	29.89%
Total	445	



During the past twelve months, about how often have your professors done the following? (continued)

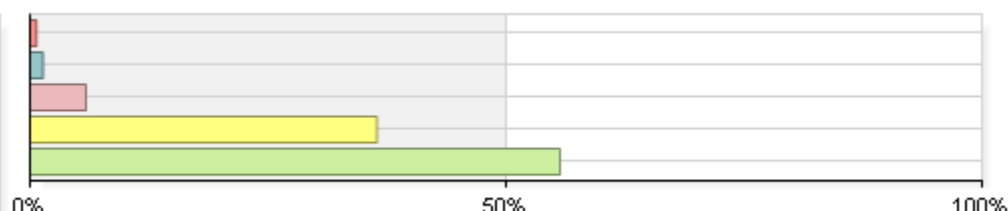
6. Provided opportunities to ask questions in class

1 Never	7	1.57%
2 Rarely	5	1.12%
3 Sometimes	29	6.52%
4 Often	142	31.91%
5 Always	262	58.88%
Total	445	



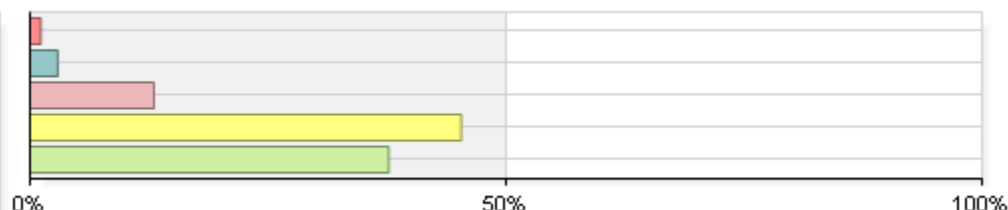
7. Displayed knowledge and skills regarding the subject matter

1 Never	3	0.68%
2 Rarely	6	1.36%
3 Sometimes	26	5.88%
4 Often	161	36.43%
5 Always	246	55.66%
Total	442	



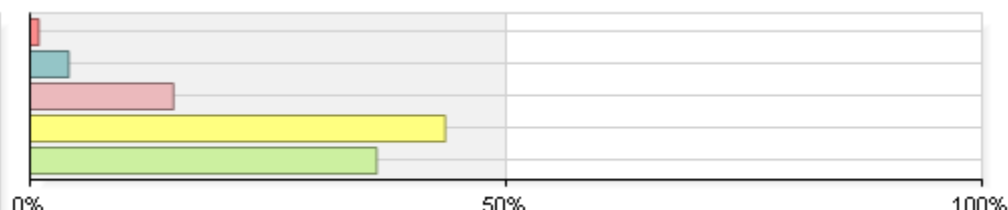
8. Communicated course material effectively

1 Never	5	1.12%
2 Rarely	13	2.91%
3 Sometimes	58	13.00%
4 Often	202	45.29%
5 Always	168	37.67%
Total	446	



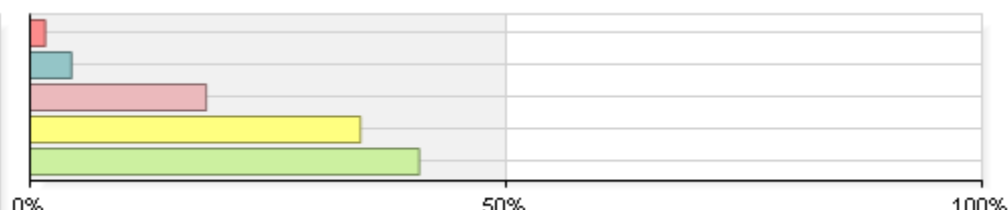
9. Demonstrated excellence in teaching

1 Never	4	0.90%
2 Rarely	18	4.04%
3 Sometimes	67	15.06%
4 Often	194	43.60%
5 Always	162	36.40%
Total	445	



10. Demonstrated commitment to diversity

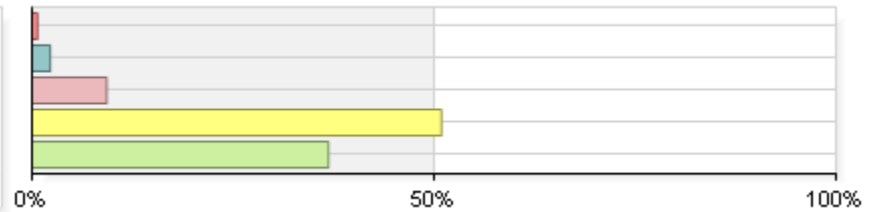
1 Never	7	1.60%
2 Rarely	19	4.34%
3 Sometimes	81	18.49%
4 Often	152	34.70%
5 Always	179	40.87%
Total	438	



Please indicate to what extent you agree with the following statements with respect to your professors over the past twelve months.

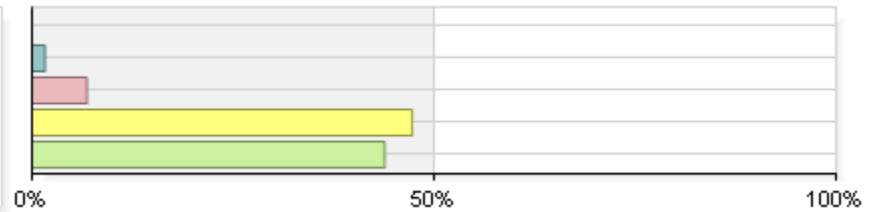
1. Developed opportunities for you to learn cooperatively with fellow students

1 Strongly disagree	3	0.68%
2 Disagree	10	2.26%
3 Neither agree nor disagree	41	9.28%
4 Agree	225	50.90%
5 Strongly agree	163	36.88%
Total	442	



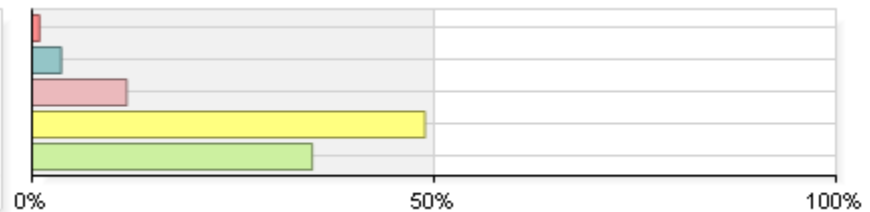
2. Encouraged you to be an actively involved learner

1 Strongly disagree	2	0.45%
2 Disagree	7	1.59%
3 Neither agree nor disagree	30	6.82%
4 Agree	208	47.27%
5 Strongly agree	193	43.86%
Total	440	



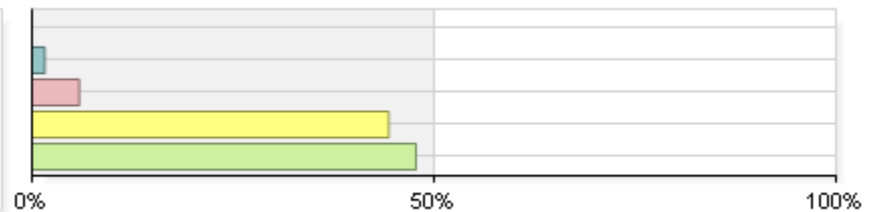
3. Prepared carefully to teach their classes

1 Strongly disagree	4	0.90%
2 Disagree	16	3.62%
3 Neither agree nor disagree	52	11.76%
4 Agree	216	48.87%
5 Strongly agree	154	34.84%
Total	442	



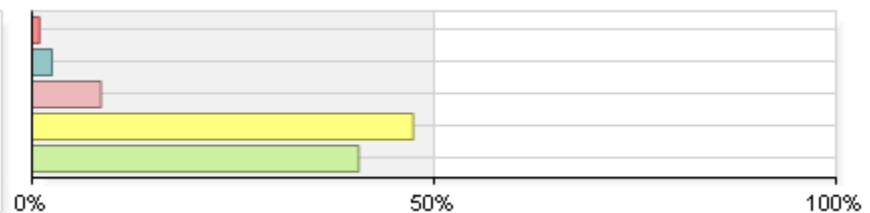
4. Treated students with respect

1 Strongly disagree	2	0.45%
2 Disagree	7	1.58%
3 Neither agree nor disagree	26	5.86%
4 Agree	197	44.37%
5 Strongly agree	212	47.75%
Total	444	



5. Graded appropriately/fairly

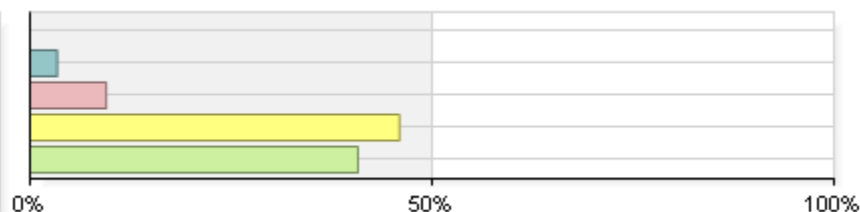
1 Strongly disagree	4	0.90%
2 Disagree	11	2.48%
3 Neither agree nor disagree	38	8.58%
4 Agree	210	47.40%
5 Strongly agree	180	40.63%
Total	443	



Please indicate to what extent you agree with the following statements with respect to your professors over the past twelve months. (continued)

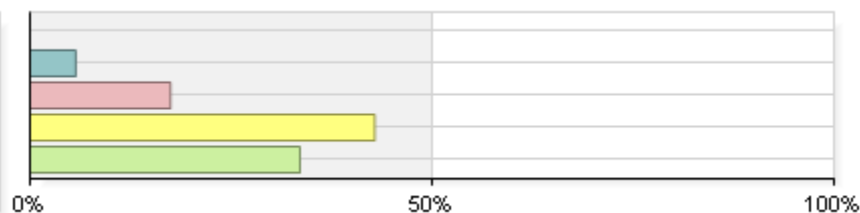
6. Available to help outside of class

1 Strongly disagree	2	0.45%
2 Disagree	15	3.38%
3 Neither agree nor disagree	42	9.46%
4 Agree	204	45.95%
5 Strongly agree	181	40.77%
Total	444	



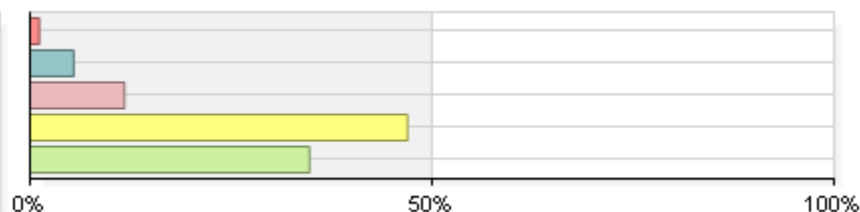
7. Provided feedback on your academic work outside of class time

1 Strongly disagree	2	0.45%
2 Disagree	25	5.67%
3 Neither agree nor disagree	77	17.46%
4 Agree	189	42.86%
5 Strongly agree	148	33.56%
Total	441	



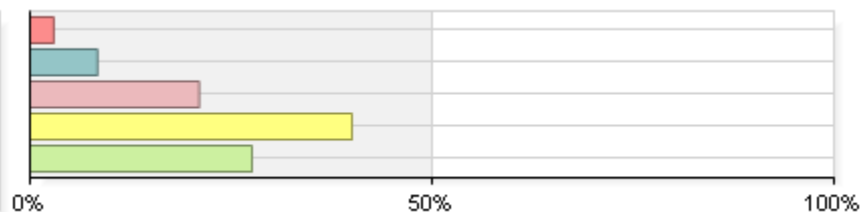
8. Showed interest in your academic progress

1 Strongly disagree	5	1.13%
2 Disagree	24	5.42%
3 Neither agree nor disagree	52	11.74%
4 Agree	208	46.95%
5 Strongly agree	154	34.76%
Total	443	



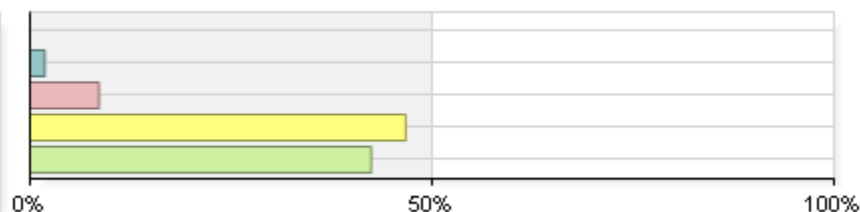
9. Provided emotional support and encouragement

1 Strongly disagree	13	2.94%
2 Disagree	37	8.37%
3 Neither agree nor disagree	93	21.04%
4 Agree	177	40.05%
5 Strongly agree	122	27.60%
Total	442	




10. Provided intellectual challenge and stimulation

1 Strongly disagree	2	0.45%
2 Disagree	8	1.81%
3 Neither agree nor disagree	38	8.58%
4 Agree	207	46.73%
5 Strongly agree	188	42.44%
Total	443	

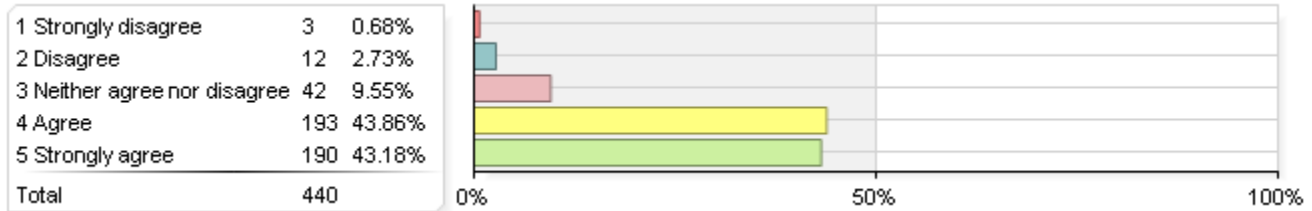


Please indicate to what extent you agree with the following statements with respect to your professors over the past twelve months. (continued)

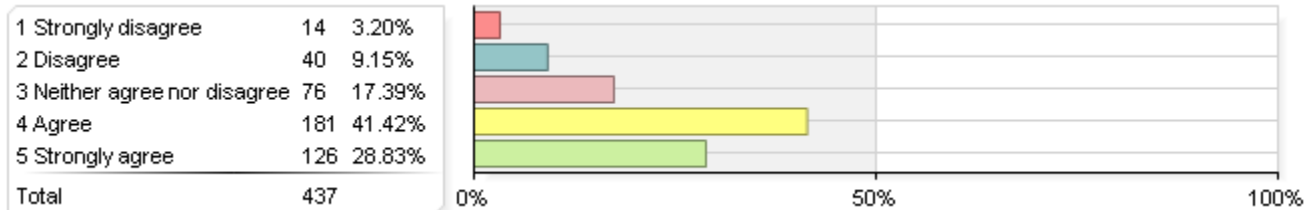
11. Helped you achieve your professional goals



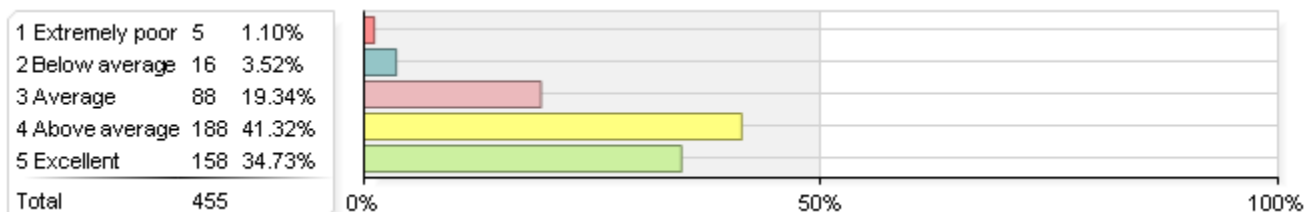
12. Encouraged your ability to learn on your own



13. Used innovative technology to facilitate learning



Overall impression of the faculty.

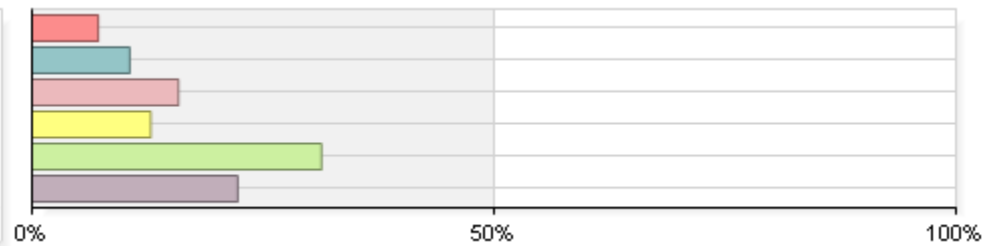


Please rate the quality of your experience with your faculty advisor or faculty mentor in your program.

(Questions below only reflect Spring 2016 responses due to a change in survey questions)

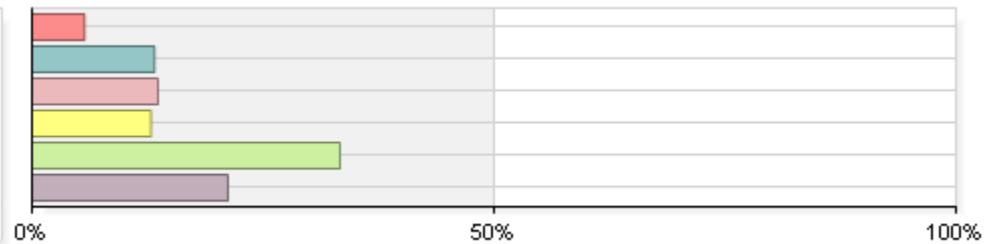
1. Overall impression of advising services

1 Poor	19	7.17%
2 Fair	28	10.57%
3 Good	42	15.85%
4 Very good	34	12.83%
5 Excellent	83	31.32%
6 Not applicable	59	22.26%
Total	265	



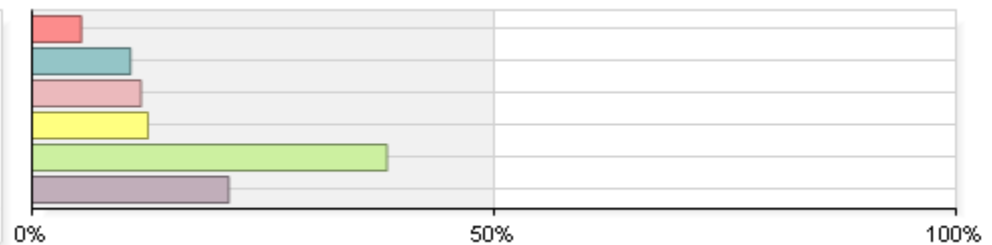
2. Helpfulness of advisor

1 Poor	15	5.68%
2 Fair	35	13.26%
3 Good	36	13.64%
4 Very good	34	12.88%
5 Excellent	88	33.33%
6 Not applicable	56	21.21%
Total	264	



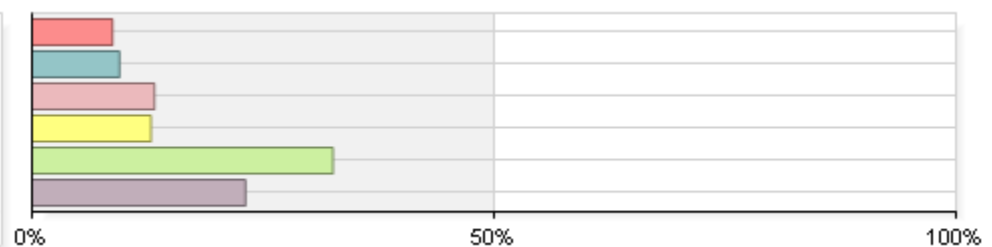
3. Approachability of advisor

1 Poor	14	5.32%
2 Fair	28	10.65%
3 Good	31	11.79%
4 Very good	33	12.55%
5 Excellent	101	38.40%
6 Not applicable	56	21.29%
Total	263	



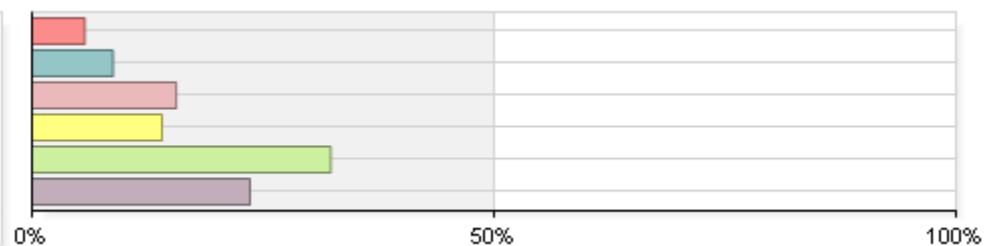
4. Sufficient time with advisor

1 Poor	23	8.71%
2 Fair	25	9.47%
3 Good	35	13.26%
4 Very good	34	12.88%
5 Excellent	86	32.58%
6 Not applicable	61	23.11%
Total	264	



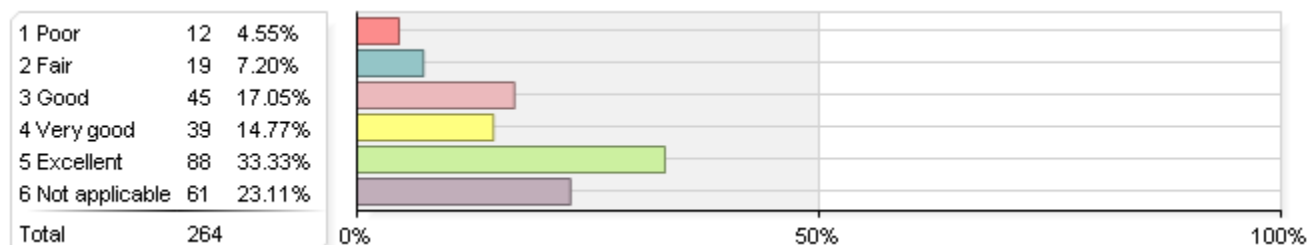
5. Advisor provided information about degree requirements and course sequencing

1 Poor	15	5.70%
2 Fair	23	8.75%
3 Good	41	15.59%
4 Very good	37	14.07%
5 Excellent	85	32.32%
6 Not applicable	62	23.57%
Total	263	

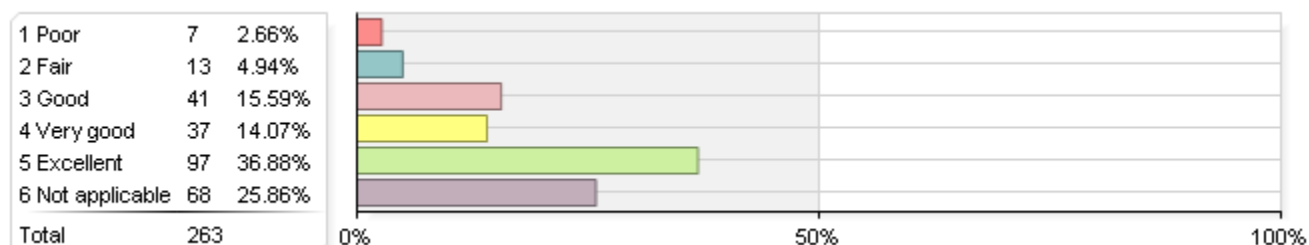


Please rate the quality of your experience with your faculty advisor or faculty mentor in your program. (continued)

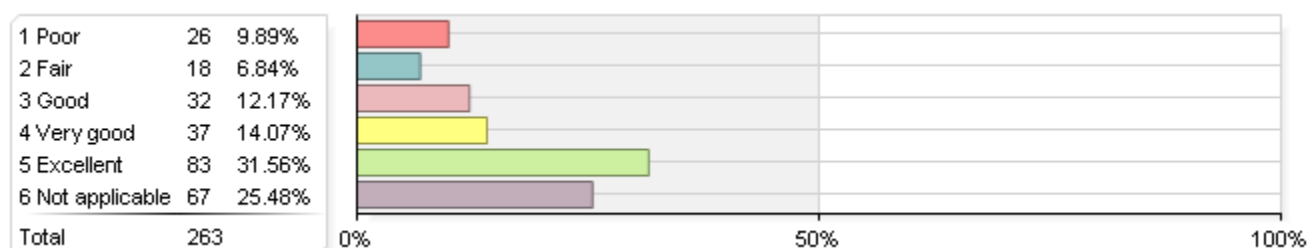
6. Knowledge of academic policies and procedures



7. Ability to schedule appointment within two weeks



8. Guidance about profession/career

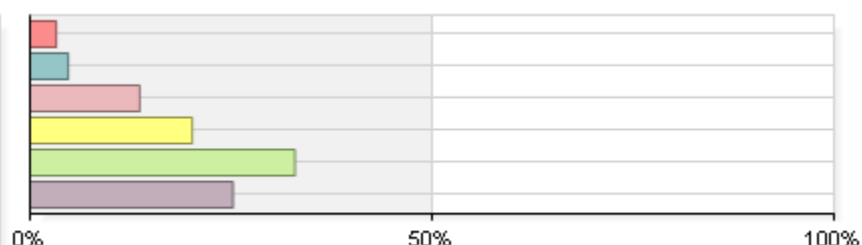


To what extent do you agree with the following statements about your faculty advisor or mentor?

(Questions below only reflect Fall 2015 & Spring 2016 responses due to a change in survey questions)

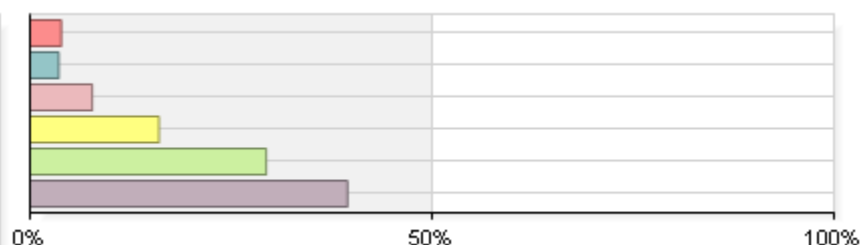
1. Reviewed your academic record prior to giving advice

1 Strongly disagree	11	3.26%
2 Disagree	16	4.75%
3 Neither agree nor disagree	46	13.65%
4 Agree	68	20.18%
5 Strongly agree	111	32.94%
6 Not applicable	85	25.22%
Total	337	



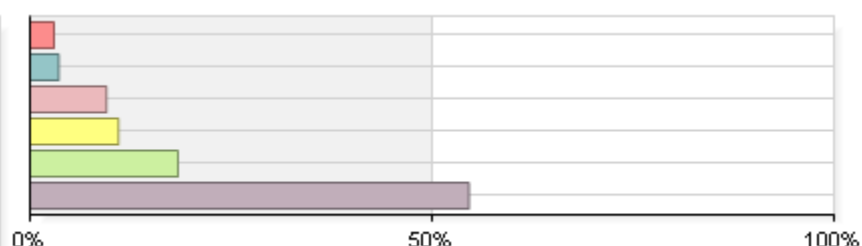
2. Provided appropriate research project(s)

1 Strongly disagree	13	3.86%
2 Disagree	12	3.56%
3 Neither agree nor disagree	26	7.72%
4 Agree	54	16.02%
5 Strongly agree	99	29.38%
6 Not applicable	133	39.47%
Total	337	



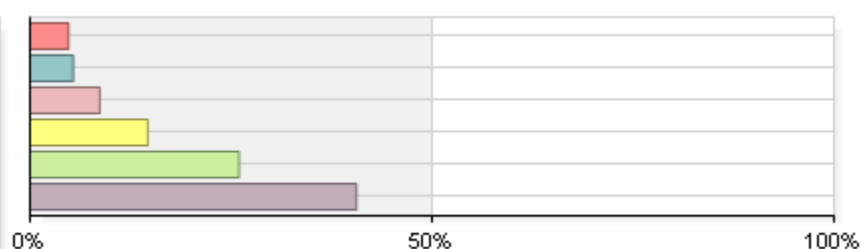
3. Provided adequate laboratory resources

1 Strongly disagree	10	2.97%
2 Disagree	12	3.56%
3 Neither agree nor disagree	32	9.50%
4 Agree	37	10.98%
5 Strongly agree	62	18.40%
6 Not applicable	184	54.60%
Total	337	



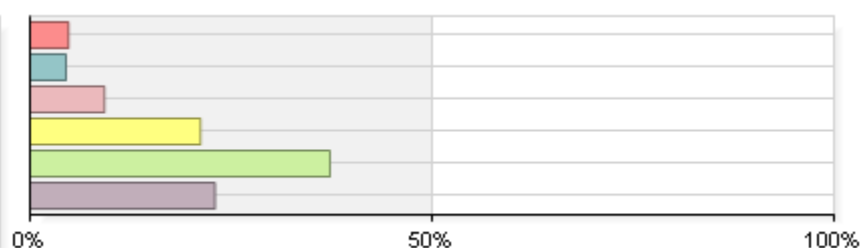
4. Encouraged you to publish/present your work in appropriate public forums

1 Strongly disagree	16	4.78%
2 Disagree	18	5.37%
3 Neither agree nor disagree	29	8.66%
4 Agree	49	14.63%
5 Strongly agree	87	25.97%
6 Not applicable	136	40.60%
Total	335	



5. Is someone you would recommend to other students

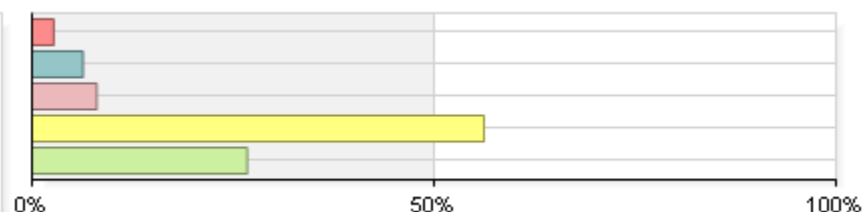
1 Strongly disagree	16	4.78%
2 Disagree	15	4.48%
3 Neither agree nor disagree	31	9.25%
4 Agree	71	21.19%
5 Strongly agree	125	37.31%
6 Not applicable	77	22.99%
Total	335	



To what extent do you agree with the following in reference to your academic program?

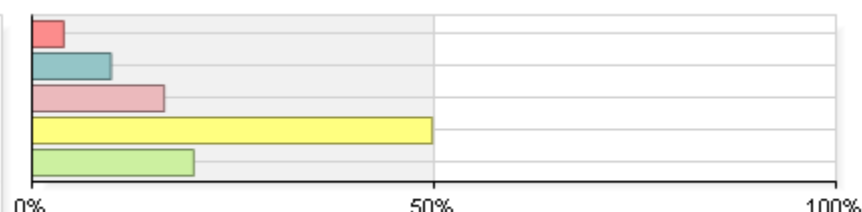
1. Offers courses with adequate frequency/time to complete your program as planned

1 Strongly disagree	11	2.68%
2 Disagree	26	6.33%
3 Neither agree nor disagree	33	8.03%
4 Agree	231	56.20%
5 Strongly agree	110	26.76%
Total	411	



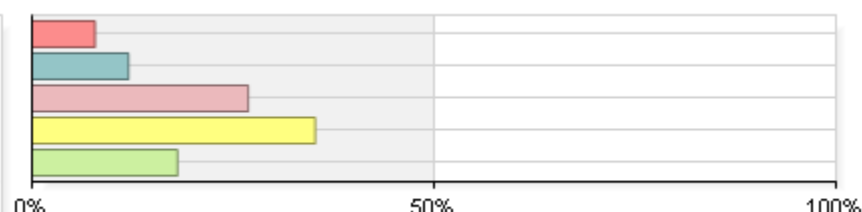
2. Provides adequate career preparation and guidance

1 Strongly disagree	16	3.92%
2 Disagree	40	9.80%
3 Neither agree nor disagree	67	16.42%
4 Agree	203	49.75%
5 Strongly agree	82	20.10%
Total	408	



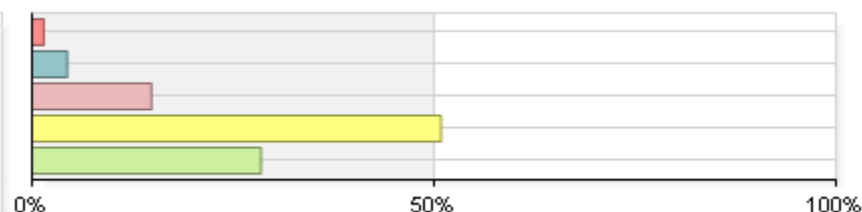
3. Actively helps you find appropriate employment or pursue further study

1 Strongly disagree	32	7.82%
2 Disagree	49	11.98%
3 Neither agree nor disagree	110	26.89%
4 Agree	144	35.21%
5 Strongly agree	74	18.09%
Total	409	



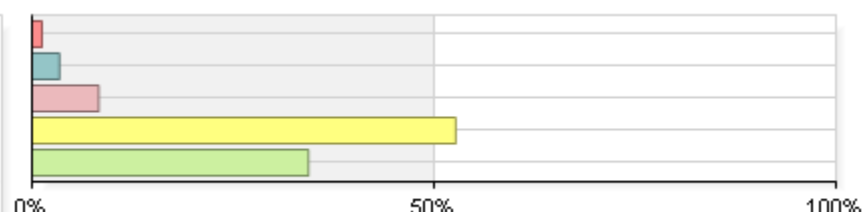
4. Maintains strong academic standards

1 Strongly disagree	6	1.46%
2 Disagree	18	4.38%
3 Neither agree nor disagree	61	14.84%
4 Agree	209	50.85%
5 Strongly agree	117	28.47%
Total	411	



5. Characterized by mutual respect between students and professors

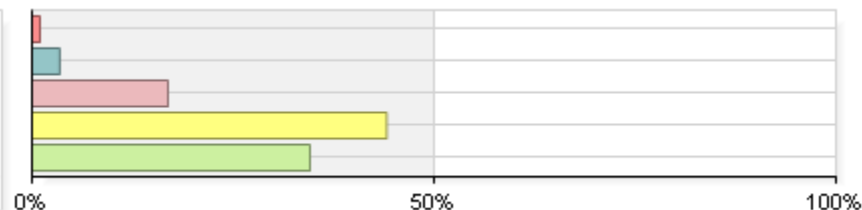
1 Strongly disagree	5	1.22%
2 Disagree	14	3.41%
3 Neither agree nor disagree	34	8.29%
4 Agree	216	52.68%
5 Strongly agree	141	34.39%
Total	410	



To what extent do you agree with the following in reference to your academic program? (continued)

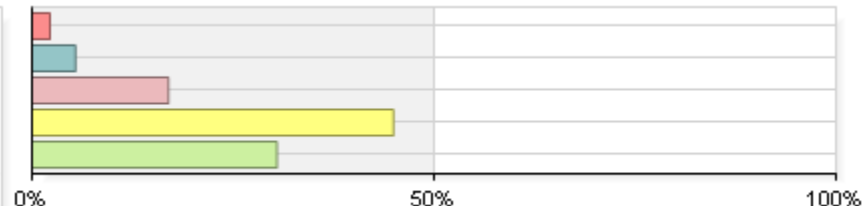
6. Teaches and affirms diversity, equity and social justice

1 Strongly disagree	4	0.98%
2 Disagree	14	3.43%
3 Neither agree nor disagree	69	16.91%
4 Agree	180	44.12%
5 Strongly agree	141	34.56%
Total	408	



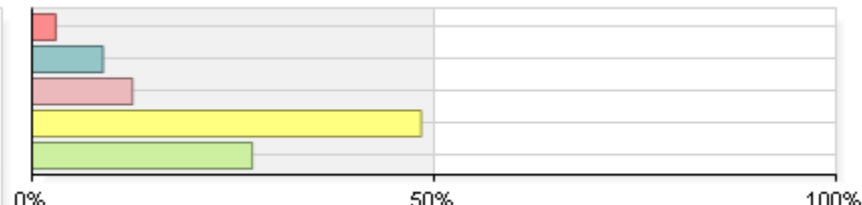
7. Provides adequate opportunities for program-related fieldwork/internship/practicum experiences

1 Strongly disagree	9	2.21%
2 Disagree	22	5.41%
3 Neither agree nor disagree	69	16.95%
4 Agree	183	44.96%
5 Strongly agree	124	30.47%
Total	407	



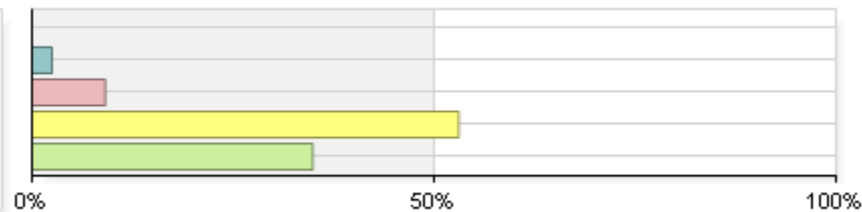
8. Provides opportunities to learn about and apply technologies that you are likely to encounter as a professional

1 Strongly disagree	12	2.93%
2 Disagree	36	8.80%
3 Neither agree nor disagree	51	12.47%
4 Agree	198	48.41%
5 Strongly agree	112	27.38%
Total	409	



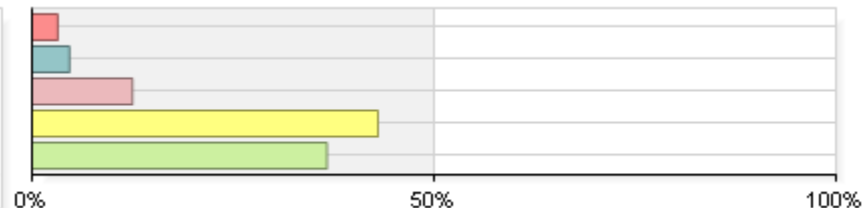
9. Provides exposure to current issues and topics in the field

1 Strongly disagree	2	0.49%
2 Disagree	10	2.46%
3 Neither agree nor disagree	37	9.09%
4 Agree	216	53.07%
5 Strongly agree	142	34.89%
Total	407	



10. Would recommend my academic program to other students

1 Strongly disagree	13	3.18%
2 Disagree	19	4.65%
3 Neither agree nor disagree	51	12.47%
4 Agree	176	43.03%
5 Strongly agree	150	36.67%
Total	409	

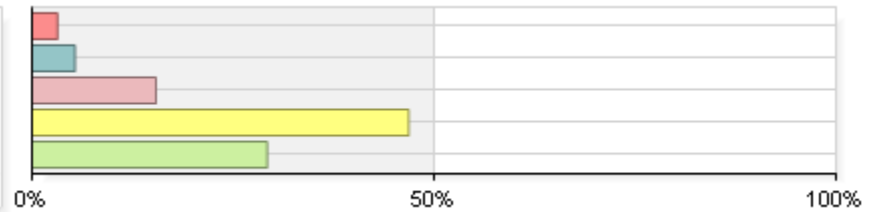


To what extent do you agree with the following in reference to the learning outcomes for your academic program:

(Questions below only reflect Fall 2015 & Spring 2016 responses due to change in survey questions)

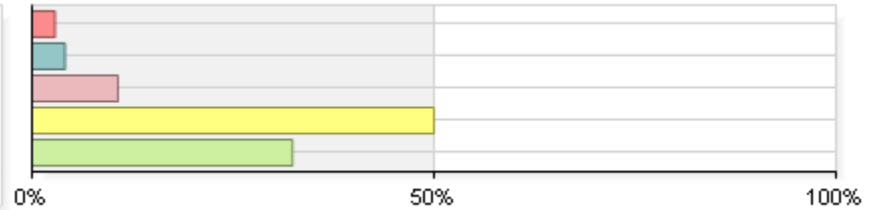
1. Provides adequate opportunities for professional practice & training experiences

1 Strongly disagree	10	3.14%
2 Disagree	17	5.35%
3 Neither agree nor disagree	49	15.41%
4 Agree	149	46.86%
5 Strongly agree	93	29.25%
Total	318	



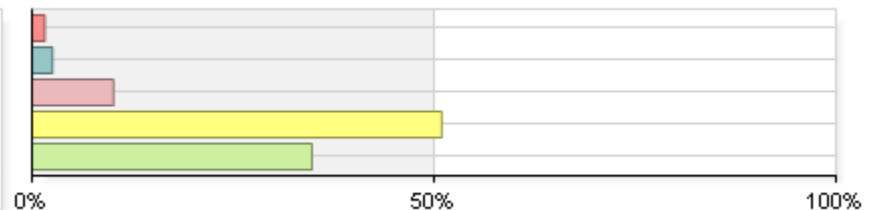
2. Gained foundational knowledge and developed skills to support independent research

1 Strongly disagree	9	2.83%
2 Disagree	13	4.09%
3 Neither agree nor disagree	34	10.69%
4 Agree	159	50.00%
5 Strongly agree	103	32.39%
Total	318	



3. Provides adequate instruction that addresses the distinct body of knowledge for program of study

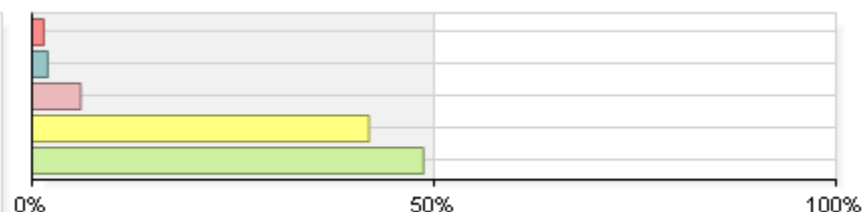
1 Strongly disagree	5	1.58%
2 Disagree	8	2.53%
3 Neither agree nor disagree	32	10.13%
4 Agree	161	50.95%
5 Strongly agree	110	34.81%
Total	316	



To what extent do you agree that your academic program helps in your development of the following?

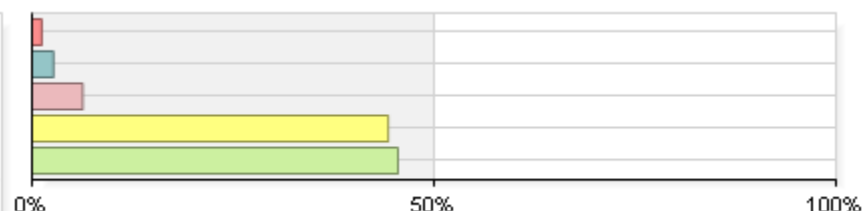
1. Critical thinking and problem-solving skills

1 Strongly disagree	6	1.45%
2 Disagree	8	1.94%
3 Neither agree nor disagree	25	6.05%
4 Agree	173	41.89%
5 Strongly agree	201	48.67%
Total	413	



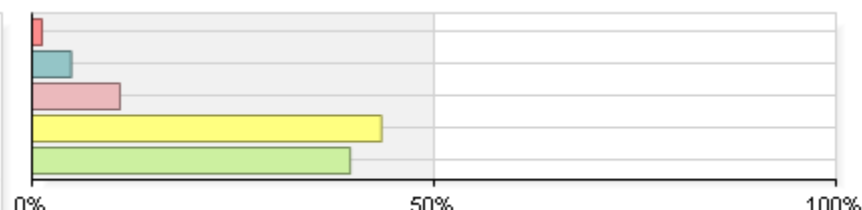
2. Oral and written communication skills

1 Strongly disagree	5	1.21%
2 Disagree	11	2.66%
3 Neither agree nor disagree	26	6.30%
4 Agree	183	44.31%
5 Strongly agree	188	45.52%
Total	413	



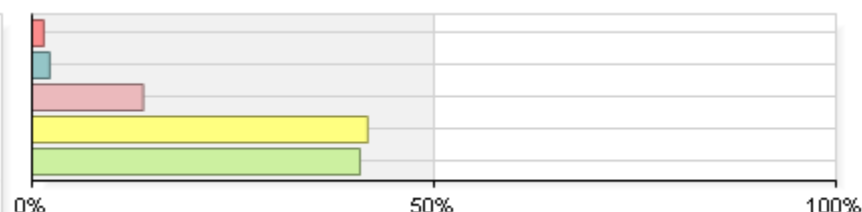
3. Interpersonal skills necessary to serve as an effective professional

1 Strongly disagree	5	1.21%
2 Disagree	20	4.85%
3 Neither agree nor disagree	45	10.92%
4 Agree	179	43.45%
5 Strongly agree	163	39.56%
Total	412	



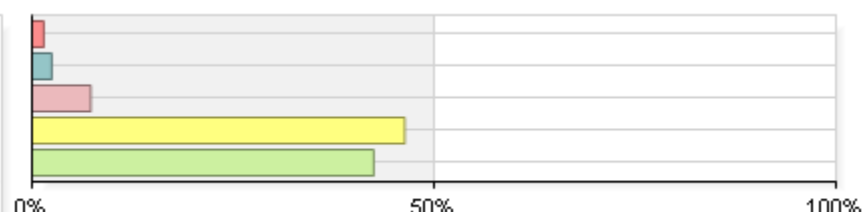
4. A strong sense of social, moral, and ethical responsibilities as they relate to your field of study

1 Strongly disagree	6	1.46%
2 Disagree	9	2.18%
3 Neither agree nor disagree	57	13.83%
4 Agree	172	41.75%
5 Strongly agree	168	40.78%
Total	412	




5. Use appropriate methods of inquiry in your field to analyze, understand, and develop effective solutions to problems

1 Strongly disagree	6	1.46%
2 Disagree	10	2.43%
3 Neither agree nor disagree	30	7.28%
4 Agree	191	46.36%
5 Strongly agree	175	42.48%
Total	412	




To what extent do you agree that your academic program helps in your development of the following? (continued)

6. Leadership and/or management skills needed in your field of study

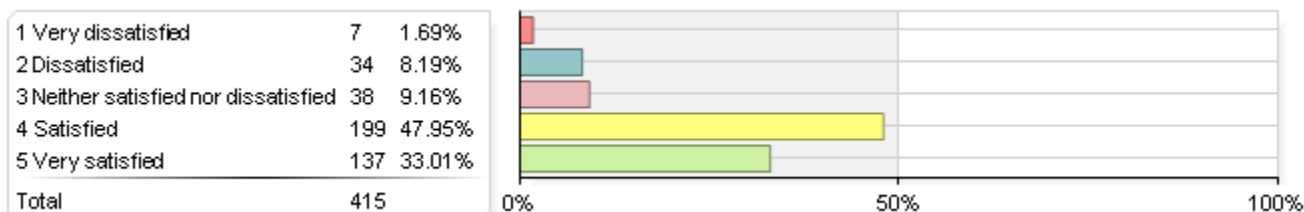


7. Understanding of the role and impact of the field in a broader societal and global context

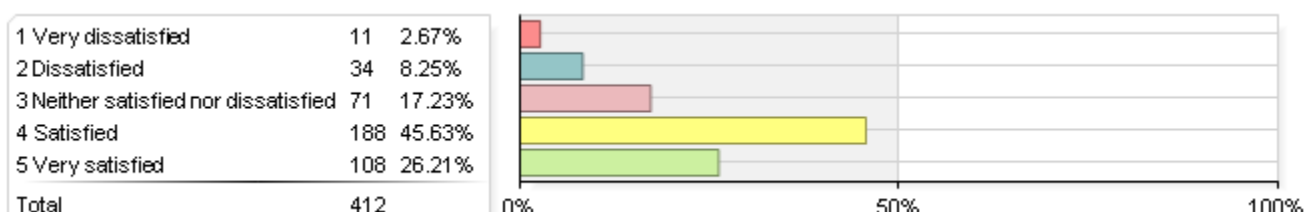


Please rate your level of satisfaction specific to your academic program with each of the following.

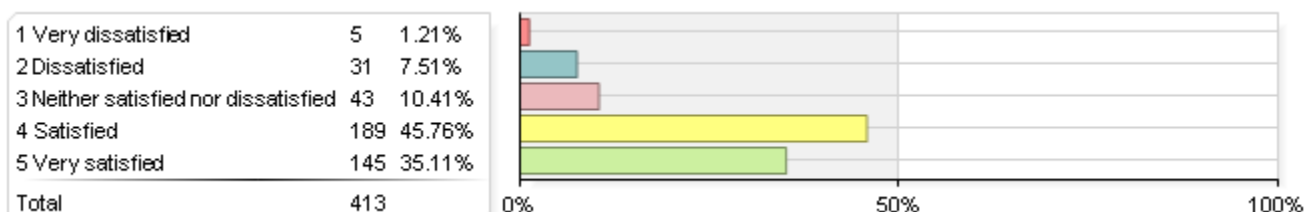
1. Quality of courses



2. Usefulness of texts and course materials

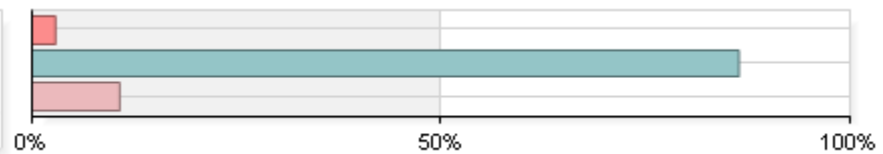


3. Relevance of coursework to expected career



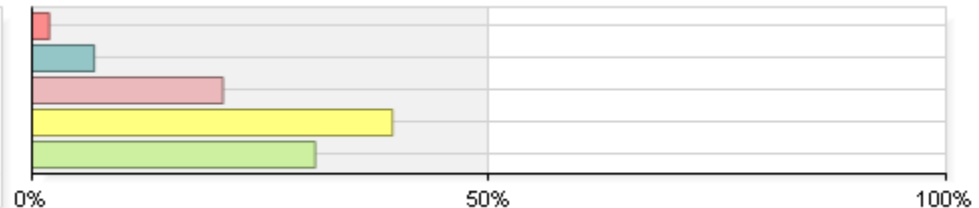
How would you describe your academic program?

1 Too difficult academically	12	2.86%
2 Appropriately challenging	363	86.43%
3 Too easy academically	45	10.71%
Total	420	



Overall experience with your academic program.

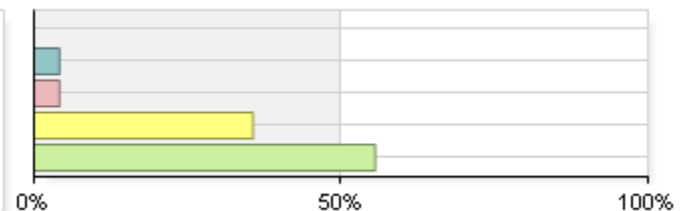
1 Extremely poor	8	1.88%
2 Below average	29	6.81%
3 Average	89	20.89%
4 Above average	168	39.44%
5 Excellent	132	30.99%
Total	426	



For each of the following SIGS PLAN events, please rate how effective you believe each event was in preparing you to be a successful professional or pursue additional education in your field.

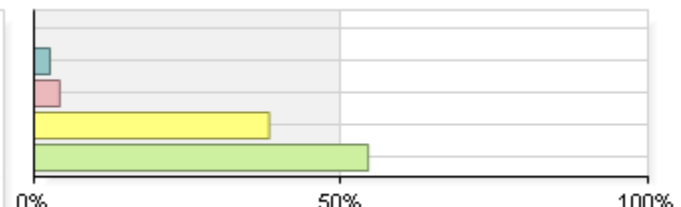
1. Graduate Teaching Assistant (GTA) Academy

1 Not at all effective	2	0.52%
2 Somewhat effective	16	4.13%
3 Very effective	16	4.13%
4 Didn't participate because I didn't know about it	138	35.66%
5 Didn't participate for some other reason	215	55.56%
Total	387	



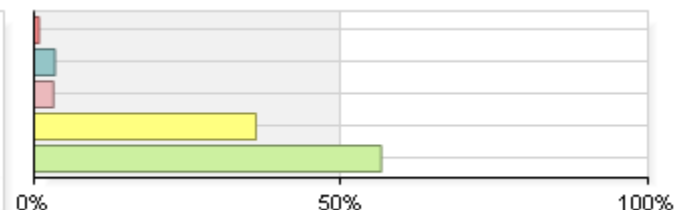
2. Other Teaching Skills Workshops sponsored by SIGS

1 Not at all effective	2	0.52%
2 Somewhat effective	10	2.60%
3 Very effective	16	4.17%
4 Didn't participate because I didn't know about it	147	38.28%
5 Didn't participate for some other reason	209	54.43%
Total	384	



3. Grant Writing Academy

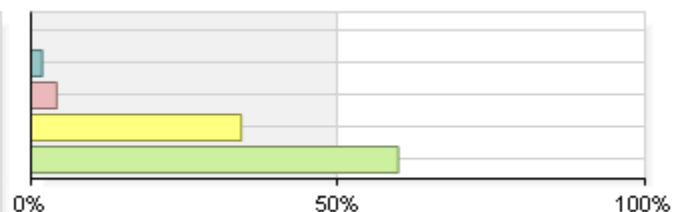
1 Not at all effective	3	0.79%
2 Somewhat effective	13	3.40%
3 Very effective	12	3.14%
4 Didn't participate because I didn't know about it	138	36.13%
5 Didn't participate for some other reason	216	56.54%
Total	382	



For each of the following SIGS PLAN events, please rate how effective you believe each event was in preparing you to be a successful professional or pursue additional education in your field. (continued)

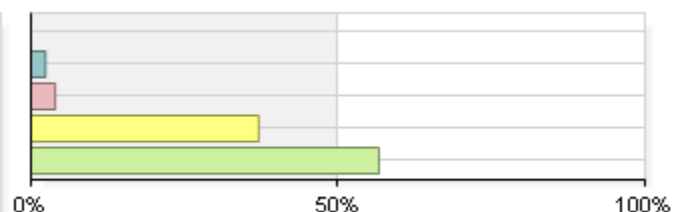
4. Dissertation Writing Retreat

1 Not at all effective	0	0.00%
2 Somewhat effective	7	1.83%
3 Very effective	16	4.18%
4 Didn't participate because I didn't know about it	131	34.20%
5 Didn't participate for some other reason	229	59.79%
Total	383	



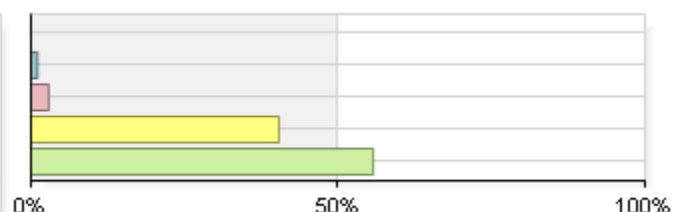
5. Other Writing Workshops sponsored by SIGS

1 Not at all effective	0	0.00%
2 Somewhat effective	9	2.35%
3 Very effective	15	3.92%
4 Didn't participate because I didn't know about it	142	37.08%
5 Didn't participate for some other reason	217	56.66%
Total	383	



6. Entrepreneurship Academy

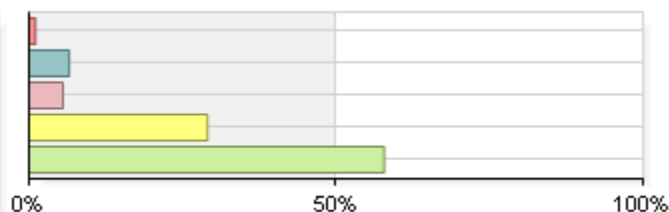
1 Not at all effective	0	0.00%
2 Somewhat effective	4	1.04%
3 Very effective	11	2.86%
4 Didn't participate because I didn't know about it	155	40.36%
5 Didn't participate for some other reason	214	55.73%
Total	384	



For each of the following SIGS PLAN events, please rate how effective you believe each event was in preparing you to be a successful professional or pursue additional education in your field. (continued)

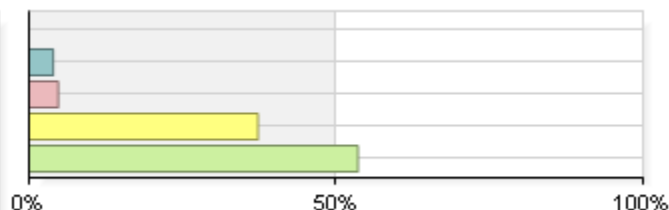
7. Job Search and Career Workshops

1 Not at all effective	4	1.05%
2 Somewhat effective	25	6.54%
3 Very effective	21	5.50%
4 Didn't participate because I didn't know about it	111	29.06%
5 Didn't participate for some other reason	221	57.85%
Total	382	



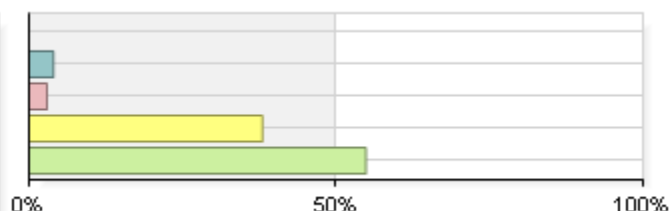
8. Other Professional Development Workshops sponsored by SIGS

1 Not at all effective	2	0.52%
2 Somewhat effective	15	3.94%
3 Very effective	18	4.72%
4 Didn't participate because I didn't know about it	142	37.27%
5 Didn't participate for some other reason	204	53.54%
Total	381	



9. Other Professional Development Opportunities such as one-on-one consultations, customized workshops, social events, or brown bag/breakfast series sponsored by SIGS

1 Not at all effective	1	0.26%
2 Somewhat effective	15	3.96%
3 Very effective	11	2.90%
4 Didn't participate because I didn't know about it	144	37.99%
5 Didn't participate for some other reason	208	54.88%
Total	379	



What other professional development programs sponsored by the School of Interdisciplinary & Graduate Studies (SIGS) did you participate in?

Comment
The medical school does not interact with SIGS as far as I know. We have our own advisory staff.
None
None
none
none
none
N/a
n/a for med school
none
None
Mindful Meditation seminar with the ICCO.
Writing Workshops
Career Workshops
N/A
None, I am an online student.
N/A.

none
None because I am a distance learning student
none
how to negotiate a job offer, how to transition to faculty life, how to approach IRB, women in community engagement...
none
NA
Not sure that I did. Hard to participate when working full time. Usually offered at times I could not attend.
The Dissertation Writing Retreat is wonderful!!!!
none
Publishing Academy; mock interviews
dissertation formatting class, IRB class, writing for women in academics, presenting your dissertation/making a presentation class
n/a
I'm full time active military so was unable to take advantage of these programs, but they look great.
None
N/A
Endnote Introductory Class
N/a
None
None
How to manage your mentor - somewhat effective.
None
If I received any information about SIGS events or programs I usually was never able to attend because the events ran during my class times or practicum times.
was not able to participate due to time constraints
Many of the planned events conflicted with required ensemble courses as a music major. This has been a concern for many of the graduate students. We have been told that SIGS is aware of this, yet no changes have been made.
was an online student in another state
I participated in none. They were not emphasized to masters students.
I did not participate in any other program.
I have used the counseling services for resume and cover letter reviews through the Ulmer Career Center. Overall, I feel that MBA students are pushed hard to take a job at Humana, and if that's not the right place for the student, there is little other help available.
N/A
I do not recognize participating in any program by SIGS
None
None
Writing assistance
GTA should be available to anyone with a GA teaching assignment. In my case, I was placed in the Entrepreneurship Academy.
NONE
none
There is a lack of this within the ECPY department, unless you go out searching for this.
These are really difficult for students on other campuses to attend. You should consider alternating from the belknap to health sciences. Perhaps also consider changing the times, many grad students have actual careers that require them to work at the times these are held.
None

none

I did not participate in PLAN events because all of them were at times that I was at work. However, there were several that I wanted to attend. I also applied for the Grant Writing Academy and did not get in. The emails that are sent about these events along with descriptions about them were sent out with enough time for students to RSVP if they needed to. Just from what I know about what they sponsor and provide, they always seemed very helpful and important.

N/A

None.

not applicable

None.

N/A

None

None.

none

ZERO

None

None

PLAM workshops

None

Law Student Section

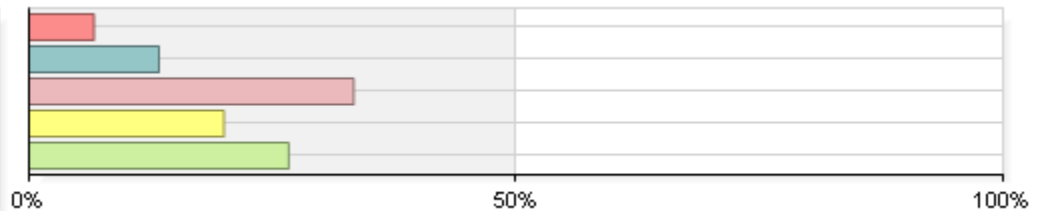
(Questions below only reflect Fall 2015 & Spring 2016 responses due to a change in survey questions)

Please rate the quality of the following areas about the J.D. Program:

1. Student Records Office

1 Poor	1	6.67%
2 Fair	2	13.33%
3 Good	5	33.33%
4 Very good	3	20.00%
5 Excellent	4	26.67%

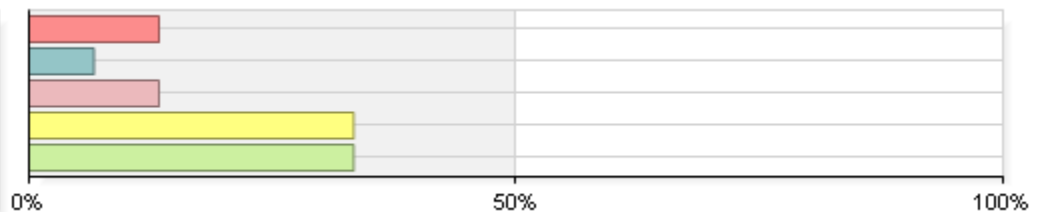
Total 15



2. Professional Development/Public Services Offices

1 Poor	2	13.33%
2 Fair	1	6.67%
3 Good	2	13.33%
4 Very good	5	33.33%
5 Excellent	5	33.33%

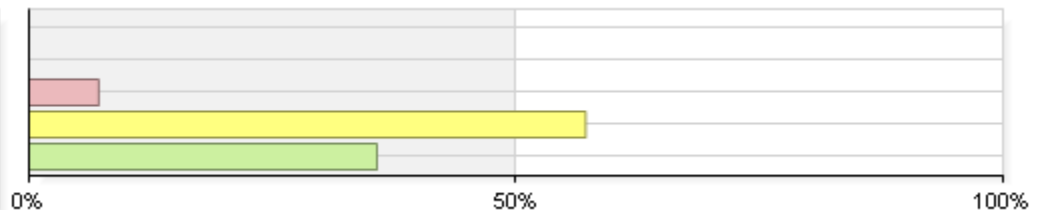
Total 15



3. Law Resource Center Staff

1 Poor	0	0.00%
2 Fair	0	0.00%
3 Good	1	7.14%
4 Very good	8	57.14%
5 Excellent	5	35.71%

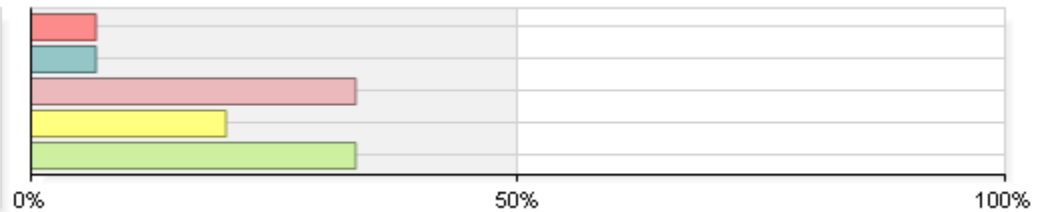
Total 14



Please rate the quality of the following areas about the J.D. Program: (continued)

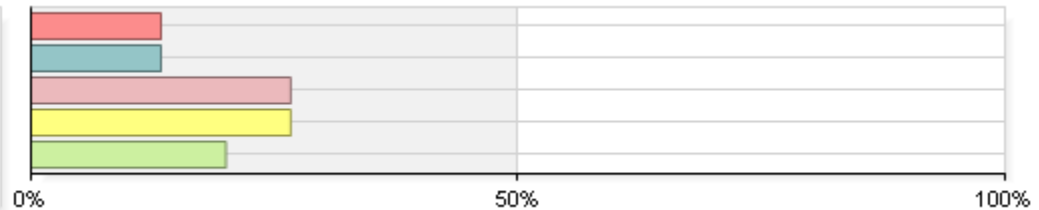
4. Information Technology Offices

1 Poor	1	6.67%
2 Fair	1	6.67%
3 Good	5	33.33%
4 Very good	3	20.00%
5 Excellent	5	33.33%
Total	15	



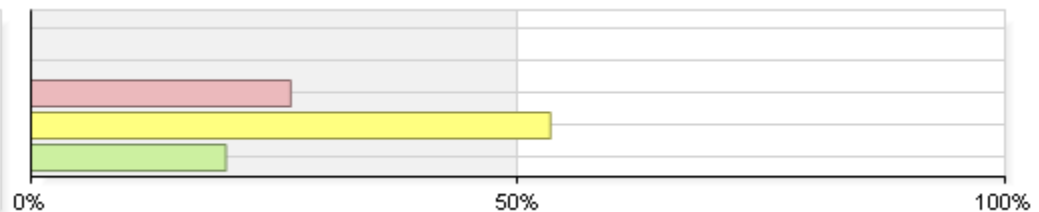
5. Academic Success Office

1 Poor	2	13.33%
2 Fair	2	13.33%
3 Good	4	26.67%
4 Very good	4	26.67%
5 Excellent	3	20.00%
Total	15	



6. Law Library

1 Poor	0	0.00%
2 Fair	0	0.00%
3 Good	4	26.67%
4 Very good	8	53.33%
5 Excellent	3	20.00%
Total	15	

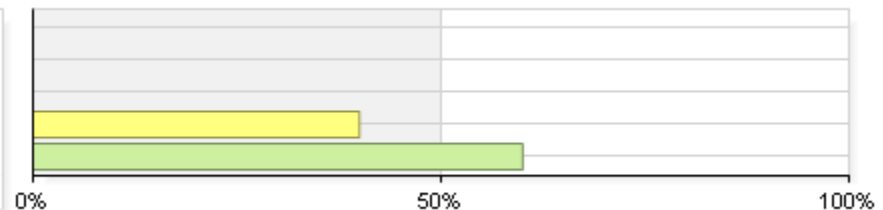


Please rate your agreement with the following about the J.D. Program:

(Questions below only reflect Fall 2015 & Spring 2016 responses due to a change in survey questions)

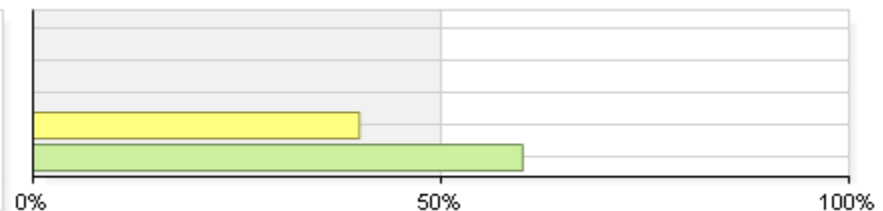
1. Helps you develop a strong understanding of legal doctrine, theories and processes

1 Strongly disagree	0	0.00%
2 Disagree	0	0.00%
3 Neither agree nor disagree	0	0.00%
4 Agree	6	40.00%
5 Strongly agree	9	60.00%
Total	15	



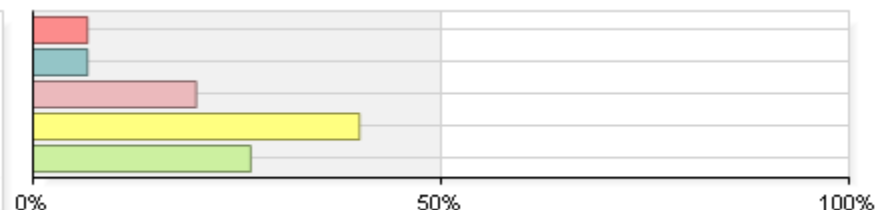
2. Teaches you to analyze, understand, and develop logical solutions to legal problems

1 Strongly disagree	0	0.00%
2 Disagree	0	0.00%
3 Neither agree nor disagree	0	0.00%
4 Agree	6	40.00%
5 Strongly agree	9	60.00%
Total	15	



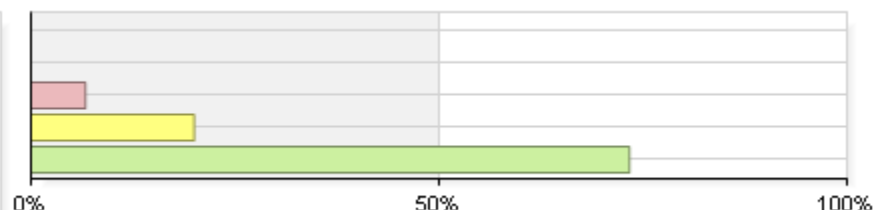
3. Provides you with opportunities for exposure to management skills relevant to the legal profession

1 Strongly disagree	1	6.67%
2 Disagree	1	6.67%
3 Neither agree nor disagree	3	20.00%
4 Agree	6	40.00%
5 Strongly agree	4	26.67%
Total	15	



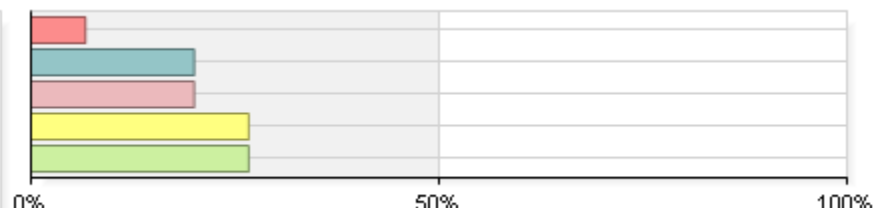
4. Exposes you to meaningful public service opportunities

1 Strongly disagree	0	0.00%
2 Disagree	0	0.00%
3 Neither agree nor disagree	1	6.67%
4 Agree	3	20.00%
5 Strongly agree	11	73.33%
Total	15	



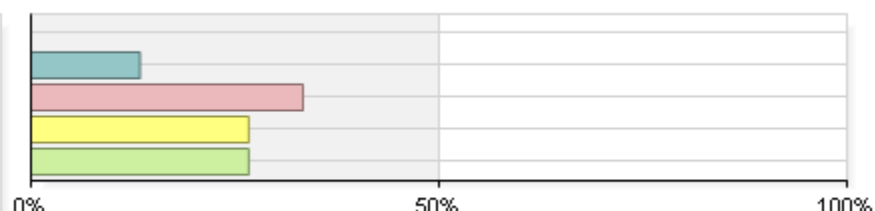
5. Exposes you to international legal systems and issues

1 Strongly disagree	1	6.67%
2 Disagree	3	20.00%
3 Neither agree nor disagree	3	20.00%
4 Agree	4	26.67%
5 Strongly agree	4	26.67%
Total	15	



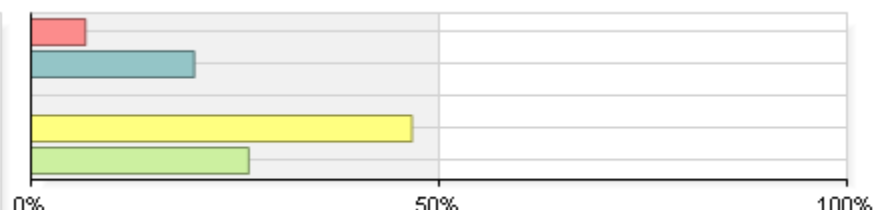
6. Provides you with sufficient opportunities for interdisciplinary study

1 Strongly disagree	0	0.00%
2 Disagree	2	13.33%
3 Neither agree nor disagree	5	33.33%
4 Agree	4	26.67%
5 Strongly agree	4	26.67%
Total	15	



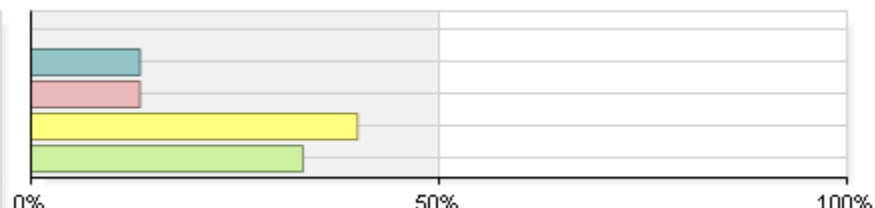
7. Provides you with opportunities to develop practical lawyering skills

1 Strongly disagree	1	6.67%
2 Disagree	3	20.00%
3 Neither agree nor disagree	0	0.00%
4 Agree	7	46.67%
5 Strongly agree	4	26.67%
Total	15	



8. Effective in helping you prepare for the bar examination

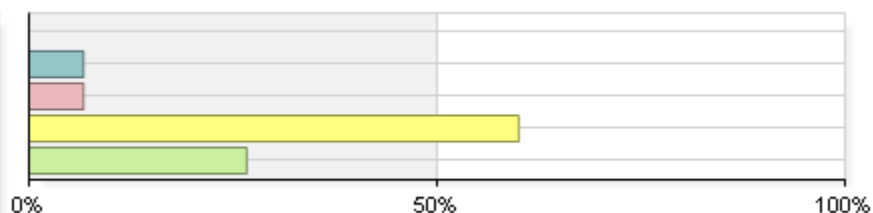
1 Strongly disagree	0	0.00%
2 Disagree	2	13.33%
3 Neither agree nor disagree	2	13.33%
4 Agree	6	40.00%
5 Strongly agree	5	33.33%
Total	15	



Please rate your agreement with the following about the J.D. Program: (continued)

9. Effective in helping you to become a successful member of the legal profession

1 Strongly disagree	0	0.00%
2 Disagree	1	6.67%
3 Neither agree nor disagree	1	6.67%
4 Agree	9	60.00%
5 Strongly agree	4	26.67%
Total	15	

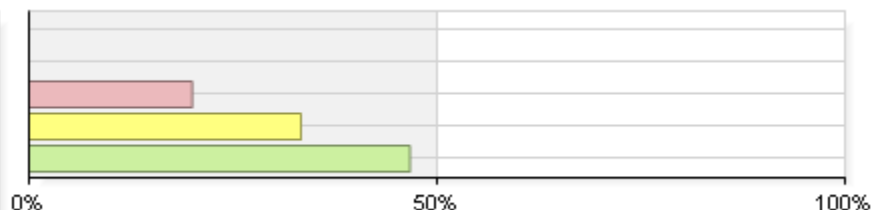


Please rate your agreement with the following:

(Questions below only reflect Fall 2015 & Spring 2016 responses due to a change in survey questions)

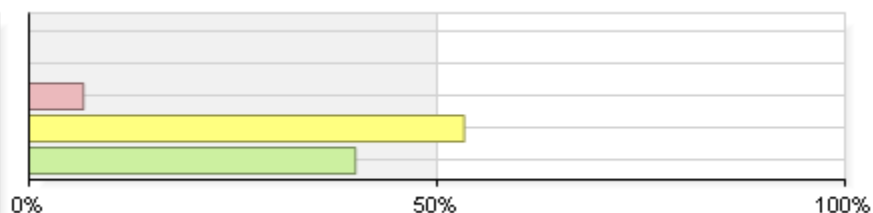
1. The Louisville area provides a good environment for the study of law

1 Strongly disagree	0	0.00%
2 Disagree	0	0.00%
3 Neither agree nor disagree	3	20.00%
4 Agree	5	33.33%
5 Strongly agree	7	46.67%
Total	15	



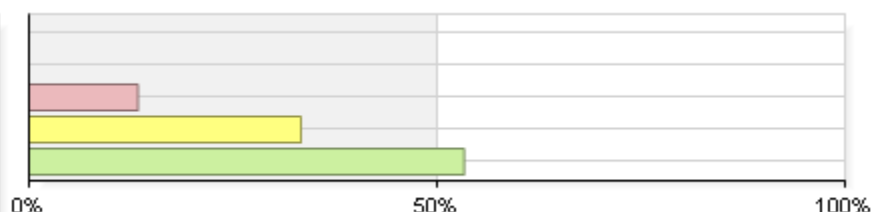
2. The hardware and computing resources in the law school computing labs are well maintained and updated to meet my needs to complete assignments

1 Strongly disagree	0	0.00%
2 Disagree	0	0.00%
3 Neither agree nor disagree	1	6.67%
4 Agree	8	53.33%
5 Strongly agree	6	40.00%
Total	15	



3. There are enough computers available in the law school computing labs to meet my needs to complete assignments

1 Strongly disagree	0	0.00%
2 Disagree	0	0.00%
3 Neither agree nor disagree	2	13.33%
4 Agree	5	33.33%
5 Strongly agree	8	53.33%
Total	15	

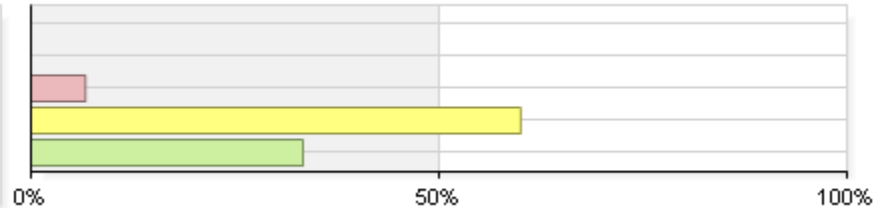


Please rate your agreement with the following regarding the J.D. Program:

(Questions below only reflect Fall 2015 & Spring 2016 responses due to a change in survey questions)

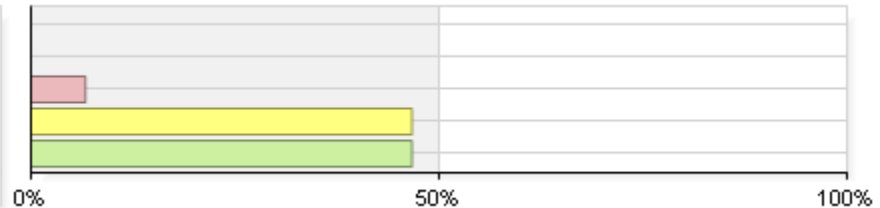
1. Effective in helping you become competent in the knowledge and understanding of the law

1 Strongly disagree	0	0.00%
2 Disagree	0	0.00%
3 Neither agree nor disagree	1	6.67%
4 Agree	9	60.00%
5 Strongly agree	5	33.33%
Total	15	



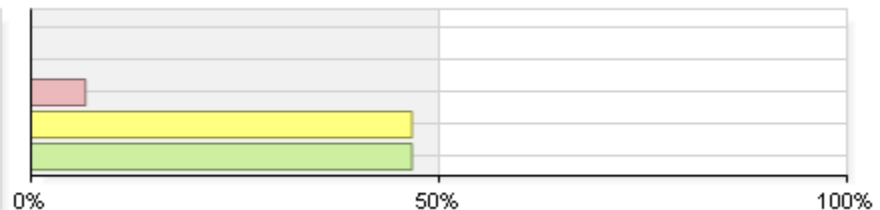
2. Effective in helping you become competent in legal analysis and reasoning

1 Strongly disagree	0	0.00%
2 Disagree	0	0.00%
3 Neither agree nor disagree	1	6.67%
4 Agree	7	46.67%
5 Strongly agree	7	46.67%
Total	15	



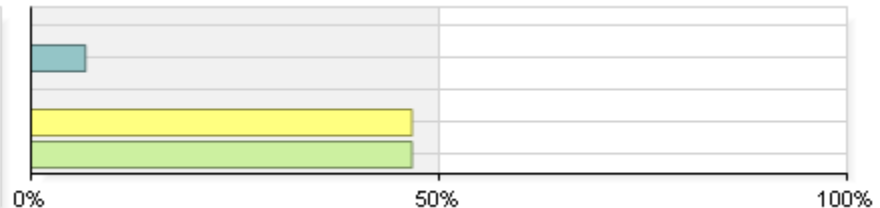
3. Effective in helping you become competent in legal research

1 Strongly disagree	0	0.00%
2 Disagree	0	0.00%
3 Neither agree nor disagree	1	6.67%
4 Agree	7	46.67%
5 Strongly agree	7	46.67%
Total	15	



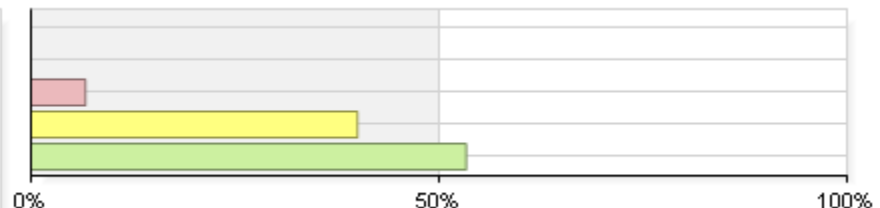
4. Effective in helping you become competent in problem-solving

1 Strongly disagree	0	0.00%
2 Disagree	1	6.67%
3 Neither agree nor disagree	0	0.00%
4 Agree	7	46.67%
5 Strongly agree	7	46.67%
Total	15	



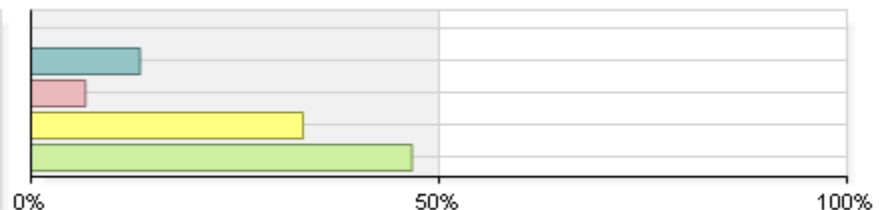
5. Effective in helping you become competent in written and oral communication in the legal context

1 Strongly disagree	0	0.00%
2 Disagree	0	0.00%
3 Neither agree nor disagree	1	6.67%
4 Agree	6	40.00%
5 Strongly agree	8	53.33%
Total	15	



6. Effective in helping you become competent in the exercise of proper professional and ethical responsibilities to clients and the legal system

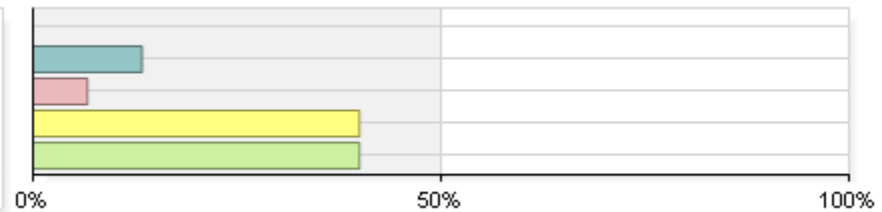
1 Strongly disagree	0	0.00%
2 Disagree	2	13.33%
3 Neither agree nor disagree	1	6.67%
4 Agree	5	33.33%
5 Strongly agree	7	46.67%
Total	15	



Please rate your agreement with the following regarding the J.D. Program: (continued)

7. Effective in helping you become competent in other professional skills needed for ethical participation as a member of the legal profession

1 Strongly disagree	0	0.00%
2 Disagree	2	13.33%
3 Neither agree nor disagree	1	6.67%
4 Agree	6	40.00%
5 Strongly agree	6	40.00%
Total	15	



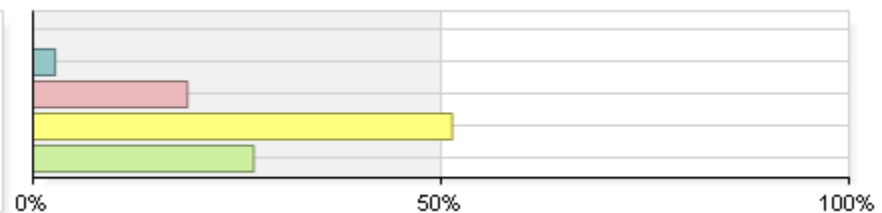
School of Medicine Section

Please rate your agreement with the following statements regarding technology:

(Questions below only reflect Fall 2015 & Spring 2016 responses due to a change in survey questions)

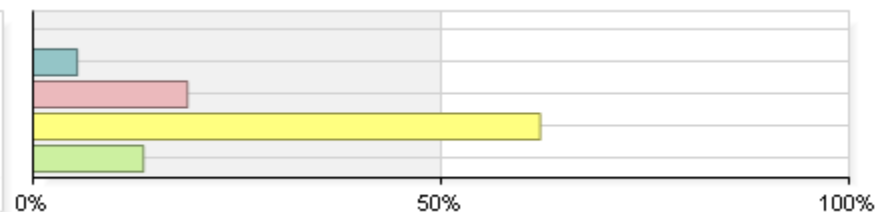
1. I consider myself a skilled technology user

1 Strongly disagree	0	0.00%
2 Disagree	1	2.70%
3 Neither agree nor disagree	7	18.92%
4 Agree	19	51.35%
5 Strongly agree	10	27.03%
Total	37	



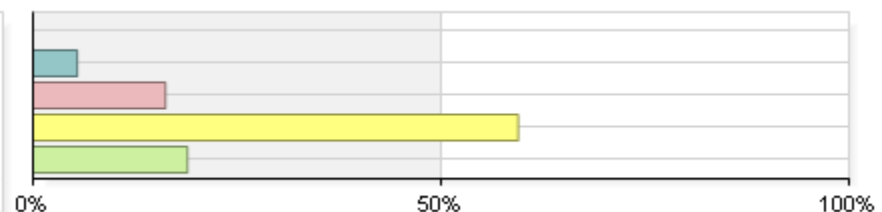
2. Classroom technology provided has been useful

1 Strongly disagree	0	0.00%
2 Disagree	2	5.41%
3 Neither agree nor disagree	7	18.92%
4 Agree	23	62.16%
5 Strongly agree	5	13.51%
Total	37	



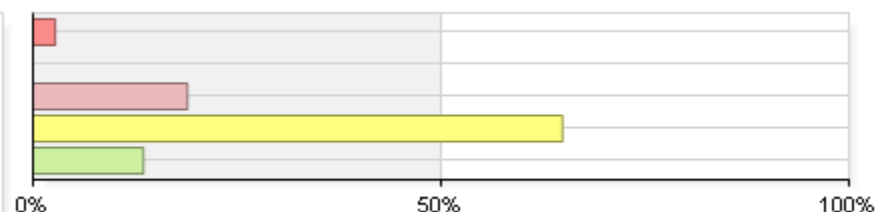
3. Student-use technology provided has been useful

1 Strongly disagree	0	0.00%
2 Disagree	2	5.41%
3 Neither agree nor disagree	6	16.22%
4 Agree	22	59.46%
5 Strongly agree	7	18.92%
Total	37	



4. Support for students using technology has been adequate

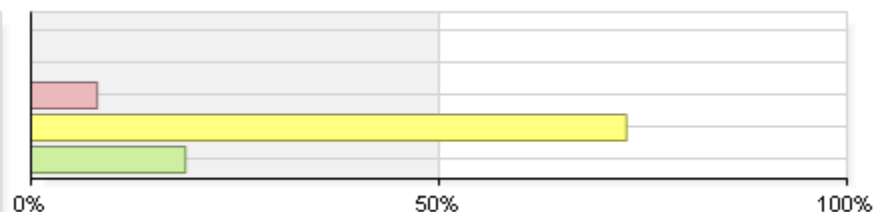
1 Strongly disagree	1	2.70%
2 Disagree	0	0.00%
3 Neither agree nor disagree	7	18.92%
4 Agree	24	64.86%
5 Strongly agree	5	13.51%
Total	37	



**Please rate your agreement with the following statements regarding technology:
(continued)**

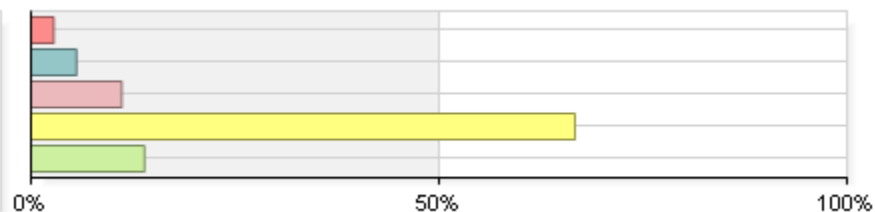
5. Technology is important to my learning as a student

1 Strongly disagree	0	0.00%
2 Disagree	0	0.00%
3 Neither agree nor disagree	3	8.11%
4 Agree	27	72.97%
5 Strongly agree	7	18.92%
Total	37	



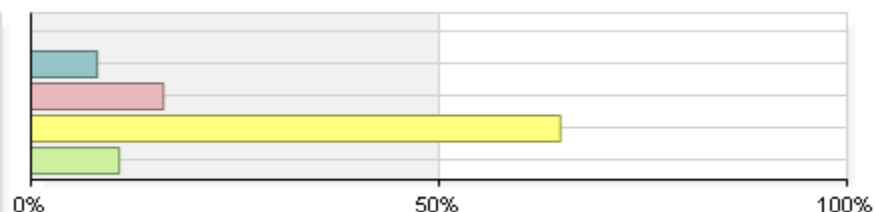
6. The hardware and computing resources are well maintained and updated to meet my needs to complete assignments

1 Strongly disagree	1	2.78%
2 Disagree	2	5.56%
3 Neither agree nor disagree	4	11.11%
4 Agree	24	66.67%
5 Strongly agree	5	13.89%
Total	36	



7. There are enough computers available to meet my needs to complete assignments

1 Strongly disagree	0	0.00%
2 Disagree	3	8.11%
3 Neither agree nor disagree	6	16.22%
4 Agree	24	64.86%
5 Strongly agree	4	10.81%
Total	37	

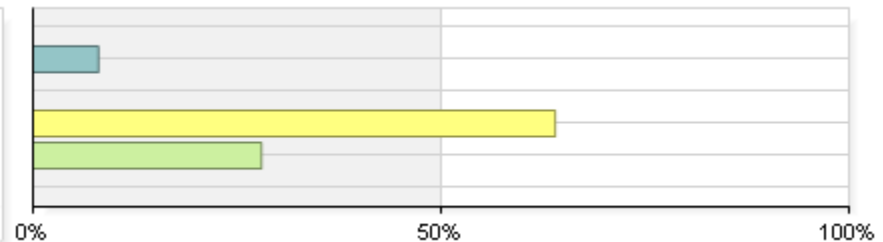


School of Medicine (M.D. Only) Section

Based upon your experience in the M.D. program, please indicate your agreement or disagreement with the statements below:

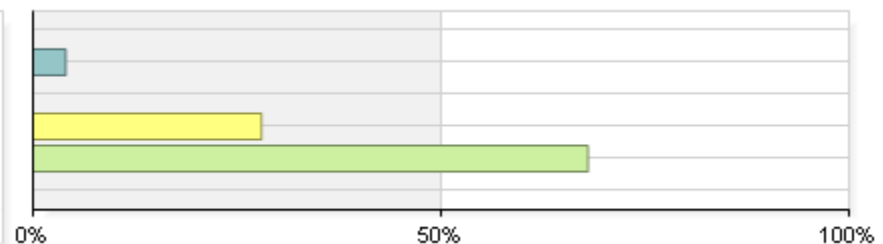
1. The clinical application of basic science material is emphasized in the first two years of medical school

1 Strongly disagree	0	0.00%
2 Disagree	2	8.00%
3 Neither agree nor disagree	0	0.00%
4 Agree	16	64.00%
5 Strongly agree	7	28.00%
6 Not applicable/Don't know	0	0.00%
Total	25	



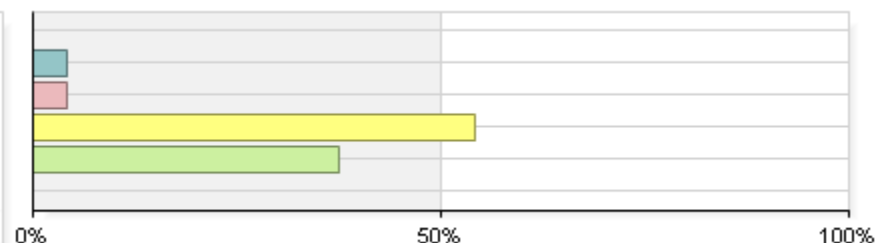
2. I have enjoyed medicine as a field of study

1 Strongly disagree	0	0.00%
2 Disagree	1	4.00%
3 Neither agree nor disagree	0	0.00%
4 Agree	7	28.00%
5 Strongly agree	17	68.00%
6 Not applicable/Don't know	0	0.00%
Total	25	



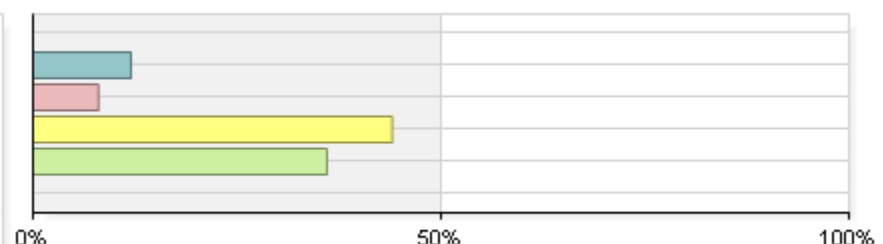
3. The first two years of the program provided me with opportunities to work as a team with my classmates

1 Strongly disagree	0	0.00%
2 Disagree	1	4.17%
3 Neither agree nor disagree	1	4.17%
4 Agree	13	54.17%
5 Strongly agree	9	37.50%
6 Not applicable/Don't know	0	0.00%
Total	24	



4. The first two years of the program helped me develop a strong sense of social, moral, and ethical responsibility as it relates to the practice of medicine

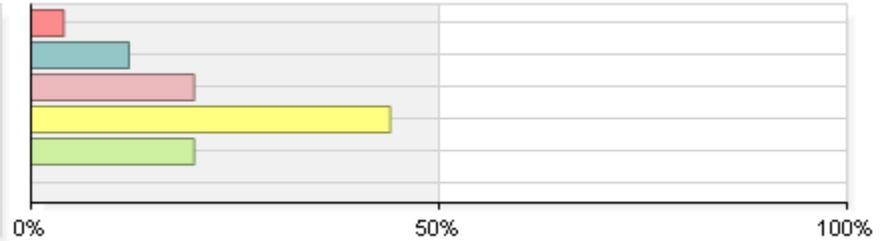
1 Strongly disagree	0	0.00%
2 Disagree	3	12.00%
3 Neither agree nor disagree	2	8.00%
4 Agree	11	44.00%
5 Strongly agree	9	36.00%
6 Not applicable/Don't know	0	0.00%
Total	25	



Based upon your experience in the M.D. program, please indicate your agreement or disagreement with the statements below: (continued)

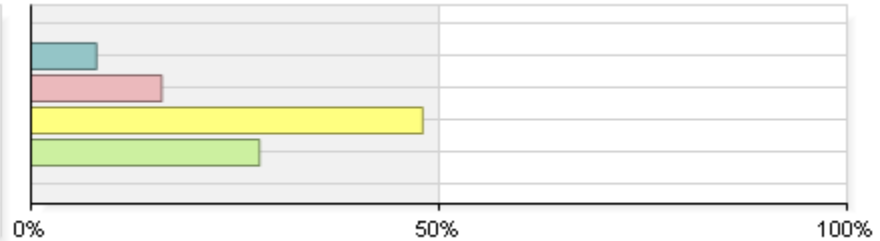
5. The first two years of the program provided me with opportunities to understand many of the technologies that I will apply in the last two years

1 Strongly disagree	1	4.00%
2 Disagree	3	12.00%
3 Neither agree nor disagree	5	20.00%
4 Agree	11	44.00%
5 Strongly agree	5	20.00%
6 Not applicable/Don't know	0	0.00%
Total	25	



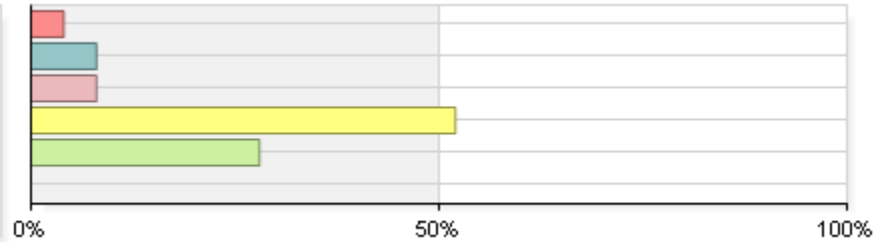
6. The first two years of the program exposed me to current issues in the medical field

1 Strongly disagree	0	0.00%
2 Disagree	2	8.00%
3 Neither agree nor disagree	4	16.00%
4 Agree	12	48.00%
5 Strongly agree	7	28.00%
6 Not applicable/Don't know	0	0.00%
Total	25	



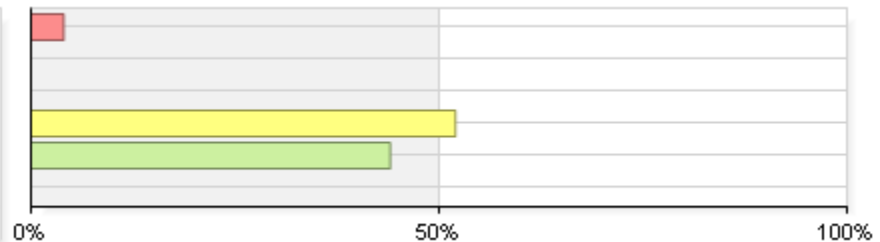
7. The first two years of the program provided me with adequate opportunities for patient interaction in preparation for the last two years

1 Strongly disagree	1	4.00%
2 Disagree	2	8.00%
3 Neither agree nor disagree	2	8.00%
4 Agree	13	52.00%
5 Strongly agree	7	28.00%
6 Not applicable/Don't know	0	0.00%
Total	25	



8. The last two years of medical school adequately reinforced the principles of basic science

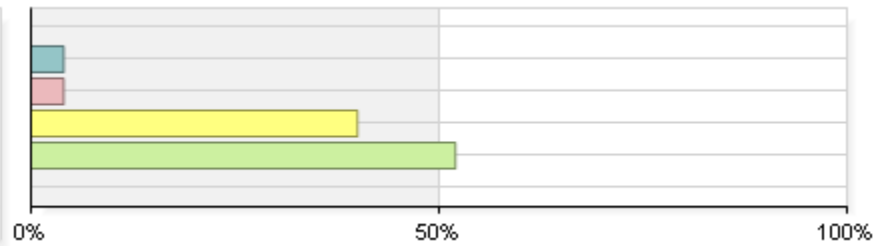
1 Strongly disagree	1	4.00%
2 Disagree	0	0.00%
3 Neither agree nor disagree	0	0.00%
4 Agree	13	52.00%
5 Strongly agree	11	44.00%
6 Not applicable/Don't know	0	0.00%
Total	25	



Based upon your experience in the M.D. program, please indicate your agreement or disagreement with the statements below: (continued)

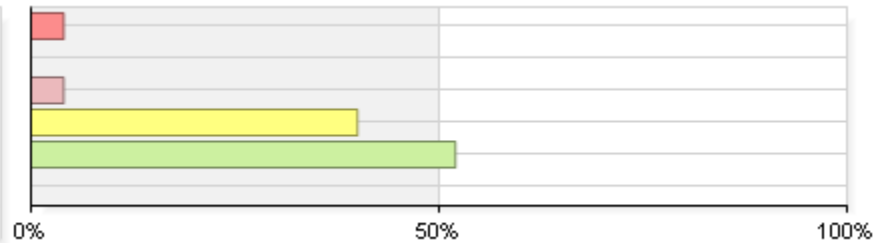
9. During the fourth year, enough different courses/clerkships were offered to meet my needs

1 Strongly disagree	0	0.00%
2 Disagree	1	4.00%
3 Neither agree nor disagree	1	4.00%
4 Agree	10	40.00%
5 Strongly agree	13	52.00%
6 Not applicable/Don't know	0	0.00%
Total	25	



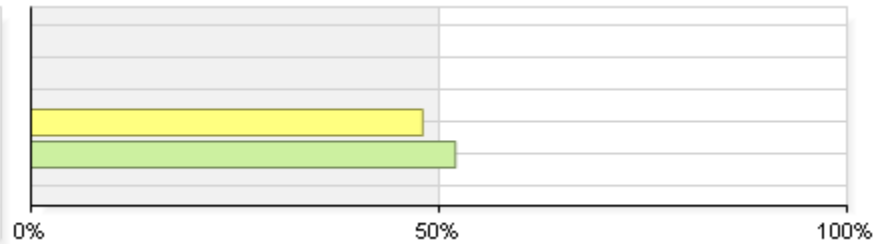
10. As a medical student, I developed a good understanding of the fundamentals of medicine and patient care

1 Strongly disagree	1	4.00%
2 Disagree	0	0.00%
3 Neither agree nor disagree	1	4.00%
4 Agree	10	40.00%
5 Strongly agree	13	52.00%
6 Not applicable/Don't know	0	0.00%
Total	25	



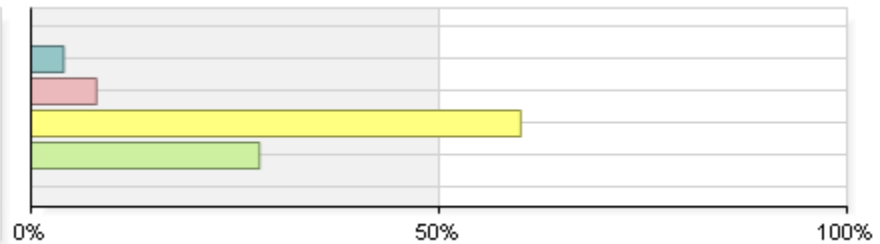
11. The M.D. program helped me develop a strong sense of social, moral and ethical responsibility as it relates to the practice of medicine

1 Strongly disagree	0	0.00%
2 Disagree	0	0.00%
3 Neither agree nor disagree	0	0.00%
4 Agree	12	48.00%
5 Strongly agree	13	52.00%
6 Not applicable/Don't know	0	0.00%
Total	25	



12. The M.D. program educated me about issues of resource allocation for effective use

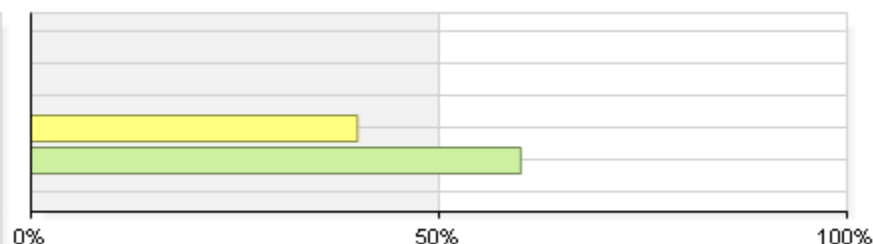
1 Strongly disagree	0	0.00%
2 Disagree	1	4.00%
3 Neither agree nor disagree	2	8.00%
4 Agree	15	60.00%
5 Strongly agree	7	28.00%
6 Not applicable/Don't know	0	0.00%
Total	25	



Based upon your experience in the M.D. program, please indicate your agreement or disagreement with the statements below: (continued)

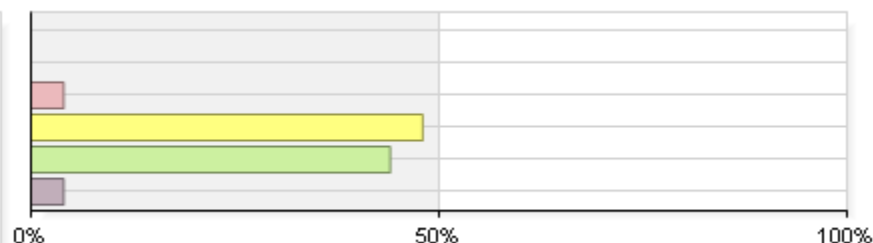
13. The M.D. program clearly articulated the need for life-long learning in order for me to pursue a successful career

1 Strongly disagree	0	0.00%
2 Disagree	0	0.00%
3 Neither agree nor disagree	0	0.00%
4 Agree	10	40.00%
5 Strongly agree	15	60.00%
6 Not applicable/Don't know	0	0.00%
Total	25	



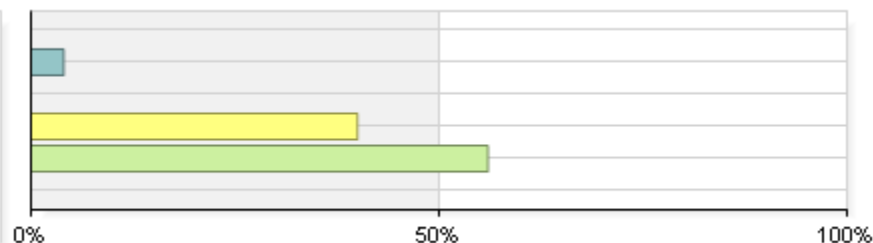
14. The M.D. program provided me with an understanding of the need to apply medical solutions to improve the quality of life in my community

1 Strongly disagree	0	0.00%
2 Disagree	0	0.00%
3 Neither agree nor disagree	1	4.00%
4 Agree	12	48.00%
5 Strongly agree	11	44.00%
6 Not applicable/Don't know	1	4.00%
Total	25	



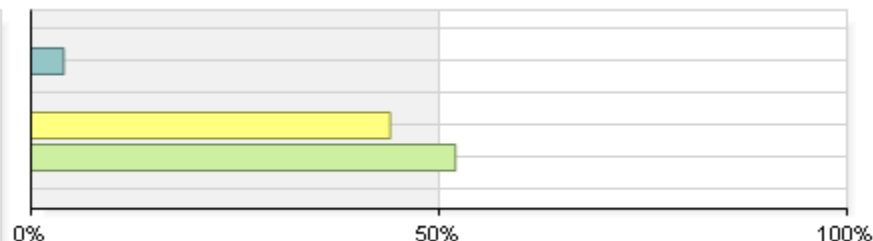
15. The M.D. program prepared me with skills to pursue the medical discipline of my choice

1 Strongly disagree	0	0.00%
2 Disagree	1	4.00%
3 Neither agree nor disagree	0	0.00%
4 Agree	10	40.00%
5 Strongly agree	14	56.00%
6 Not applicable/Don't know	0	0.00%
Total	25	



16. The M.D. program prepared me for residency

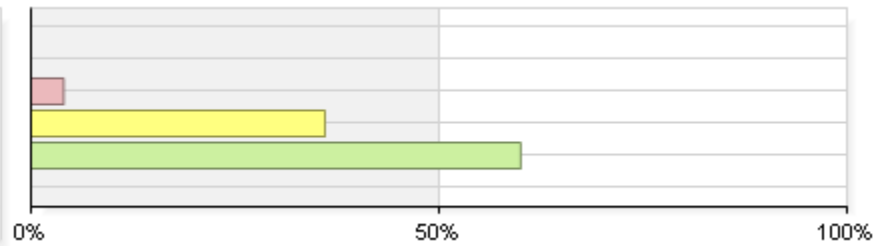
1 Strongly disagree	0	0.00%
2 Disagree	1	4.00%
3 Neither agree nor disagree	0	0.00%
4 Agree	11	44.00%
5 Strongly agree	13	52.00%
6 Not applicable/Don't know	0	0.00%
Total	25	



Based upon your experience in the M.D. program, please indicate your agreement or disagreement with the statements below: (continued)

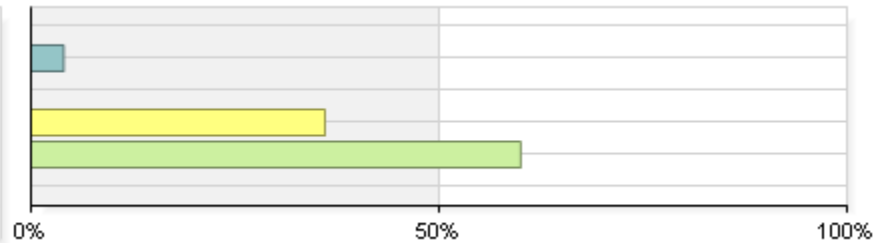
17. The M.D. program exposed me to a wide variety of patients and pathologies

1 Strongly disagree	0	0.00%
2 Disagree	0	0.00%
3 Neither agree nor disagree	1	4.00%
4 Agree	9	36.00%
5 Strongly agree	15	60.00%
6 Not applicable/Don't know	0	0.00%
Total	25	



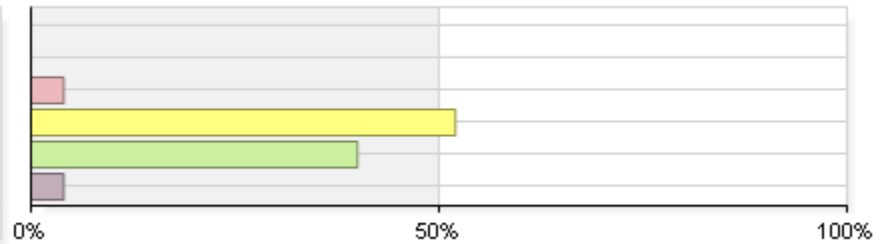
18. The M.D. program provided me with adequate opportunities for hands-on learning experiences in a variety of settings

1 Strongly disagree	0	0.00%
2 Disagree	1	4.00%
3 Neither agree nor disagree	0	0.00%
4 Agree	9	36.00%
5 Strongly agree	15	60.00%
6 Not applicable/Don't know	0	0.00%
Total	25	



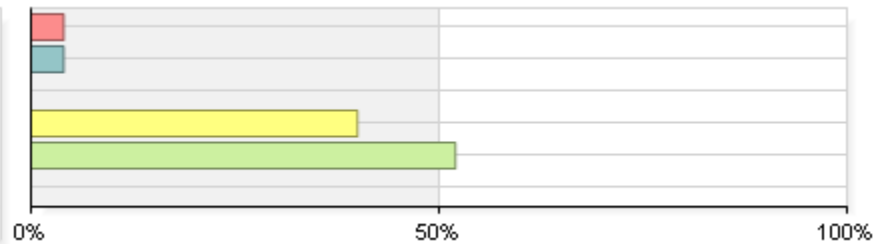
19. The M.D. program provided me with opportunities to participate in research projects with faculty members

1 Strongly disagree	0	0.00%
2 Disagree	0	0.00%
3 Neither agree nor disagree	1	4.00%
4 Agree	13	52.00%
5 Strongly agree	10	40.00%
6 Not applicable/Don't know	1	4.00%
Total	25	



20. As a medical student, I was adequately exposed to primary care medicine

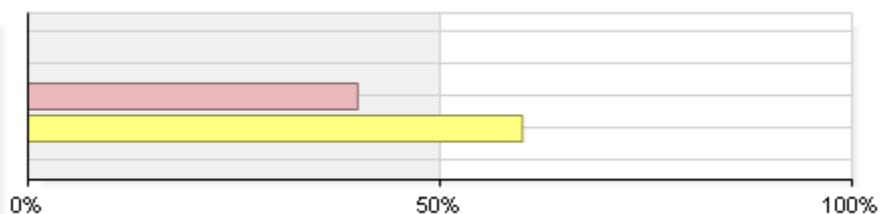
1 Strongly disagree	1	4.00%
2 Disagree	1	4.00%
3 Neither agree nor disagree	0	0.00%
4 Agree	10	40.00%
5 Strongly agree	13	52.00%
6 Not applicable/Don't know	0	0.00%
Total	25	



Please indicate the importance of the following courses in preparing you for the third and fourth years of medical school:

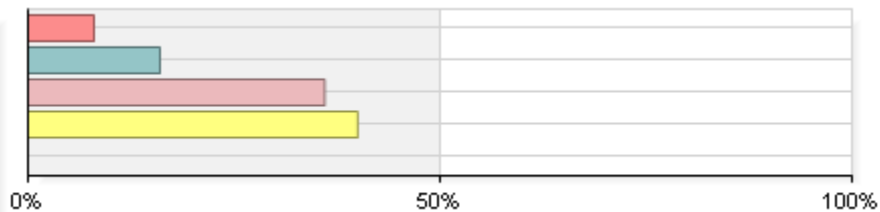
1. Gross Anatomy

1 Extremely unimportant	0	0.00%
2 Unimportant	0	0.00%
3 Neutral	10	40.00%
4 Extremely important	15	60.00%
5 Not applicable/Don't know	0	0.00%
Total	25	



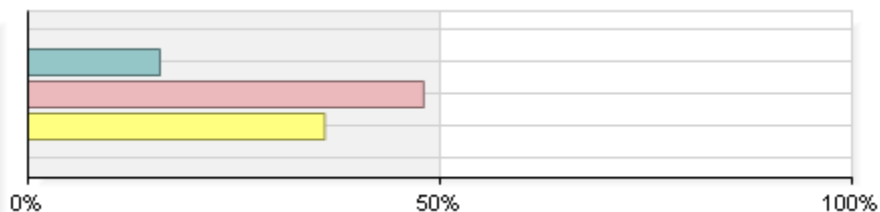
2. Microscopic Anatomy

1 Extremely unimportant	2	8.00%
2 Unimportant	4	16.00%
3 Neutral	9	36.00%
4 Extremely important	10	40.00%
5 Not applicable/Don't know	0	0.00%
Total	25	



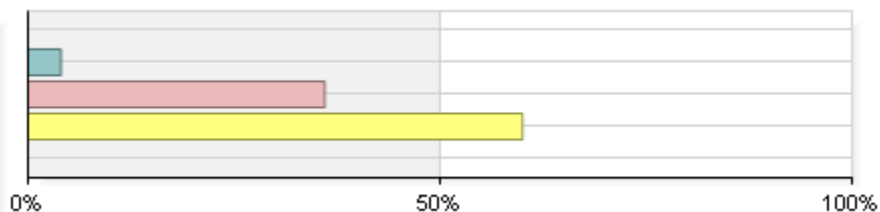
3. Embryology

1 Extremely unimportant	0	0.00%
2 Unimportant	4	16.00%
3 Neutral	12	48.00%
4 Extremely important	9	36.00%
5 Not applicable/Don't know	0	0.00%
Total	25	



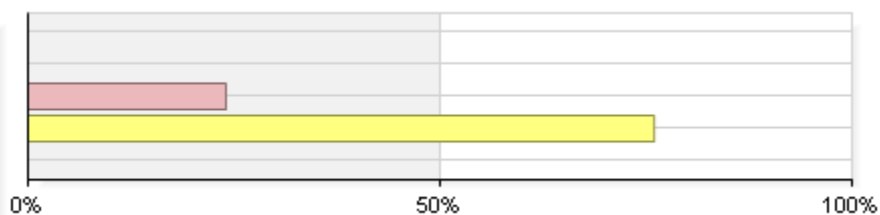
4. Genetics & Molecular Medicine

1 Extremely unimportant	0	0.00%
2 Unimportant	1	4.00%
3 Neutral	9	36.00%
4 Extremely important	15	60.00%
5 Not applicable/Don't know	0	0.00%
Total	25	



5. Neuroscience

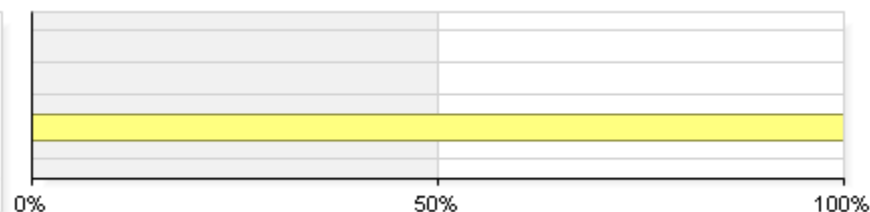
1 Extremely unimportant	0	0.00%
2 Unimportant	0	0.00%
3 Neutral	6	24.00%
4 Extremely important	19	76.00%
5 Not applicable/Don't know	0	0.00%
Total	25	



Please indicate the importance of the following courses in preparing you for the third and fourth years of medical school: (continued)

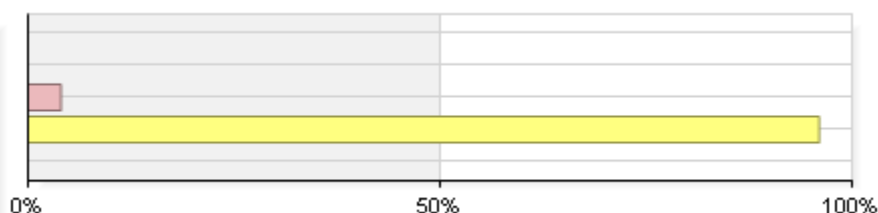
6. Physiology

1 Extremely unimportant	0	0.00%
2 Unimportant	0	0.00%
3 Neutral	0	0.00%
4 Extremely important	25	100.00%
5 Not applicable/Don't know	0	0.00%
Total	25	



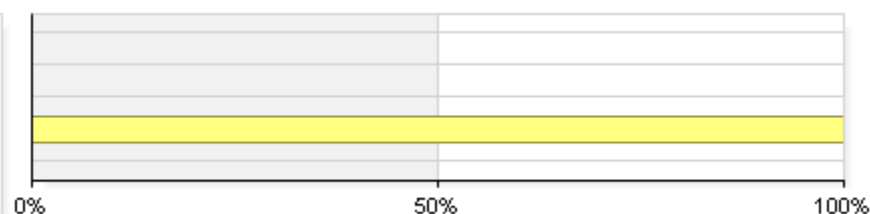
7. Microbiology & Immunology

1 Extremely unimportant	0	0.00%
2 Unimportant	0	0.00%
3 Neutral	1	4.00%
4 Extremely important	24	96.00%
5 Not applicable/Don't know	0	0.00%
Total	25	



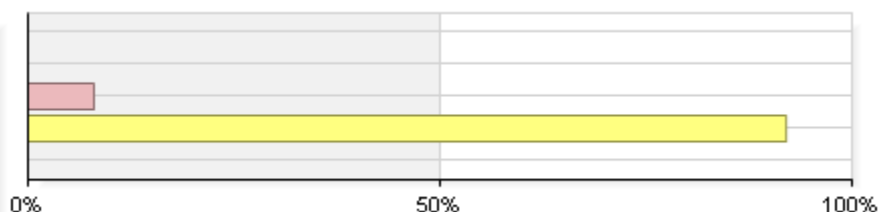
8. Pharmacology

1 Extremely unimportant	0	0.00%
2 Unimportant	0	0.00%
3 Neutral	0	0.00%
4 Extremely important	25	100.00%
5 Not applicable/Don't know	0	0.00%
Total	25	



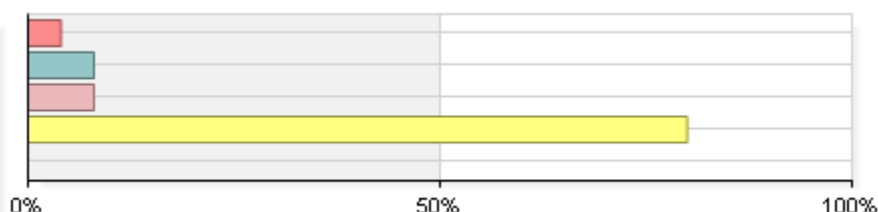
9. Clinical Neuroscience

1 Extremely unimportant	0	0.00%
2 Unimportant	0	0.00%
3 Neutral	2	8.00%
4 Extremely important	23	92.00%
5 Not applicable/Don't know	0	0.00%
Total	25	



10. ICM I

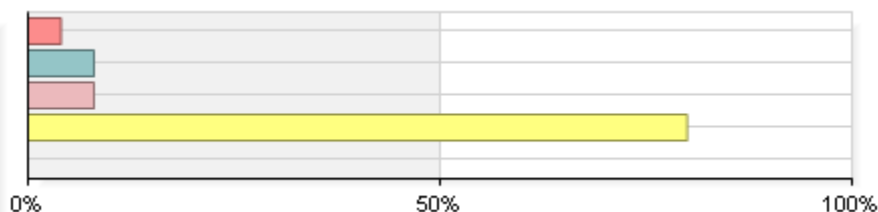
1 Extremely unimportant	1	4.00%
2 Unimportant	2	8.00%
3 Neutral	2	8.00%
4 Extremely important	20	80.00%
5 Not applicable/Don't know	0	0.00%
Total	25	



Please indicate the importance of the following courses in preparing you for the third and fourth years of medical school: (continued)

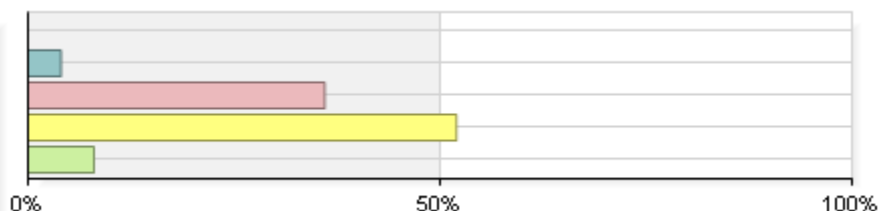
11. ICM II

1 Extremely unimportant	1	4.00%
2 Unimportant	2	8.00%
3 Neutral	2	8.00%
4 Extremely important	20	80.00%
5 Not applicable/Don't know	0	0.00%
Total	25	



12. Electives

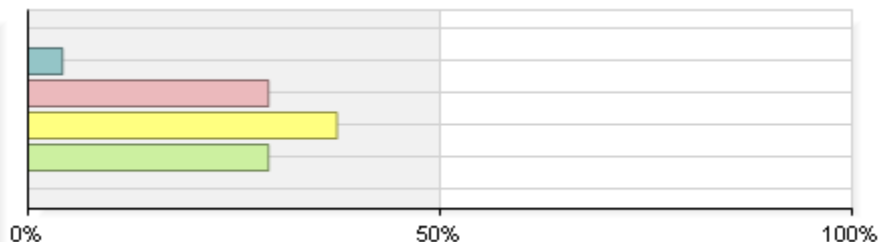
1 Extremely unimportant	0	0.00%
2 Unimportant	1	4.00%
3 Neutral	9	36.00%
4 Extremely important	13	52.00%
5 Not applicable/Don't know	2	8.00%
Total	25	



Please rate your overall impression of the M.D. Program:

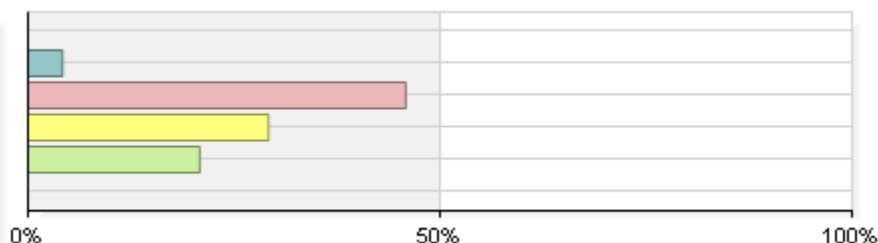
1. Overall effectiveness of the courses in the first two years to prepare you for the last two years of the M.D. program

1 Extremely poor	0	0.00%
2 Below average	1	4.17%
3 Average	7	29.17%
4 Above average	9	37.50%
5 Excellent	7	29.17%
6 Not applicable/Don't know	0	0.00%
Total	24	



2. Overall impression of the first two years of the program

1 Extremely poor	0	0.00%
2 Below average	1	4.17%
3 Average	11	45.83%
4 Above average	7	29.17%
5 Excellent	5	20.83%
6 Not applicable/Don't know	0	0.00%
Total	24	



3. Likelihood that you would recommend the M.D. program to a friend or family member

1 Extremely poor	0	0.00%
2 Below average	1	4.17%
3 Average	6	25.00%
4 Above average	9	37.50%
5 Excellent	8	33.33%
6 Not applicable/Don't know	0	0.00%
Total	24	



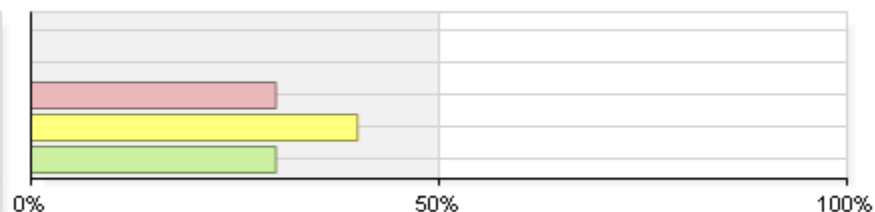
School of Dentistry Section

(Questions below only reflect Spring 2016 responses)

Please rate your agreement with the following:

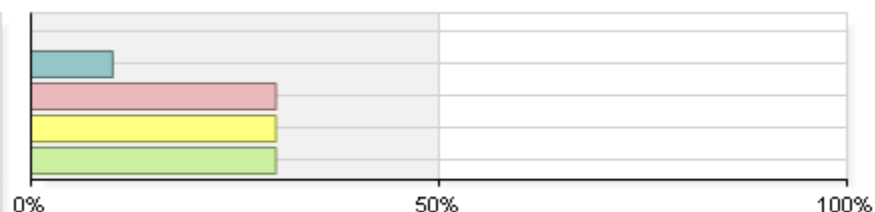
1. Understand the objectives of the program

1 Strongly disagree	0	0.00%
2 Disagree	0	0.00%
3 Neither agree nor disagree	3	30.00%
4 Agree	4	40.00%
5 Strongly agree	3	30.00%
Total	10	



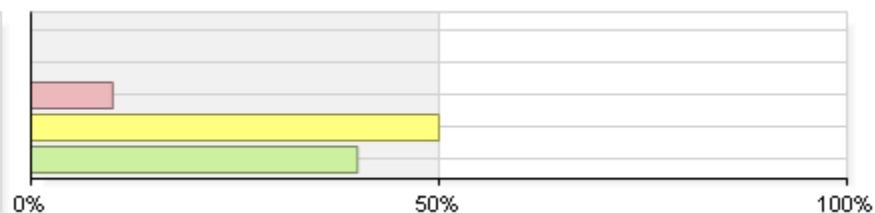
2. Have a good understanding of what was expected of you

1 Strongly disagree	0	0.00%
2 Disagree	1	10.00%
3 Neither agree nor disagree	3	30.00%
4 Agree	3	30.00%
5 Strongly agree	3	30.00%
Total	10	



3. Have developed problem-solving skills related to dental care and patient care issues

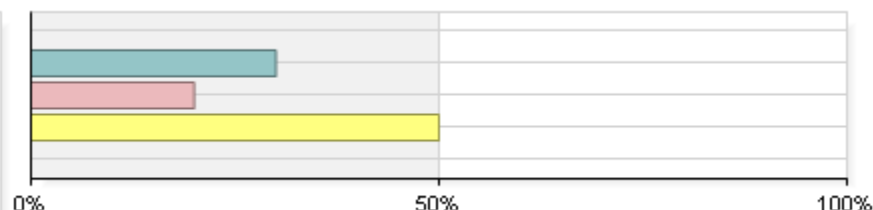
1 Strongly disagree	0	0.00%
2 Disagree	0	0.00%
3 Neither agree nor disagree	1	10.00%
4 Agree	5	50.00%
5 Strongly agree	4	40.00%
Total	10	



Please rate your agreement with the following as they relate to your program in the School of Dentistry:

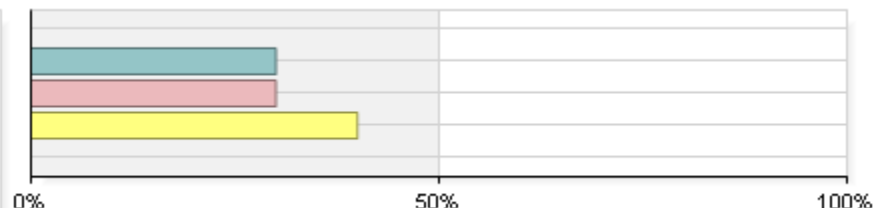
1. Offers enough resources and equipment in the dental labs to meet students' needs to complete assignments

1 Strongly disagree	0	0.00%
2 Disagree	3	30.00%
3 Neither agree nor disagree	2	20.00%
4 Agree	5	50.00%
5 Strongly agree	0	0.00%
Total	10	



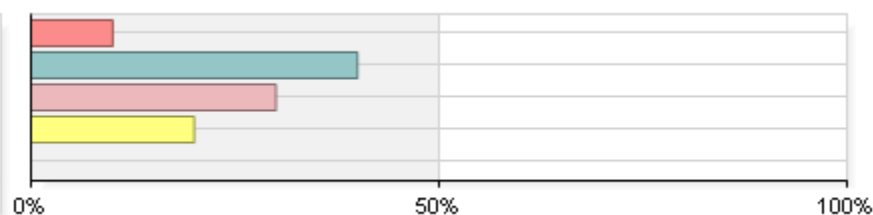
2. Offers adequate communication/information flow within the School

1 Strongly disagree	0	0.00%
2 Disagree	3	30.00%
3 Neither agree nor disagree	3	30.00%
4 Agree	4	40.00%
5 Strongly agree	0	0.00%
Total	10	



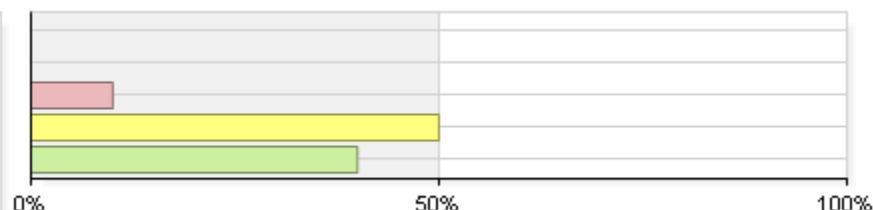
3. Provides enough faculty members to adequately support the program

1 Strongly disagree	1	10.00%
2 Disagree	4	40.00%
3 Neither agree nor disagree	3	30.00%
4 Agree	2	20.00%
5 Strongly agree	0	0.00%
Total	10	



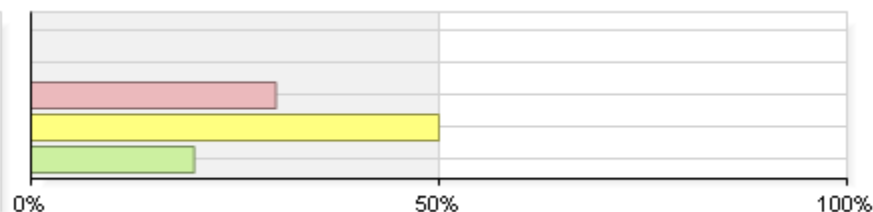
4. Clearly articulates the need for life-long learning

1 Strongly disagree	0	0.00%
2 Disagree	0	0.00%
3 Neither agree nor disagree	1	10.00%
4 Agree	5	50.00%
5 Strongly agree	4	40.00%
Total	10	



5. Provides you with opportunities to function effectively as a team member on diversified teams

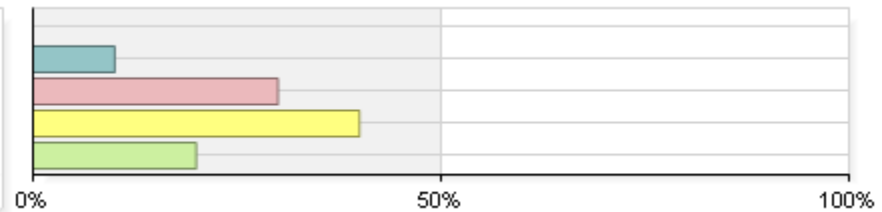
1 Strongly disagree	0	0.00%
2 Disagree	0	0.00%
3 Neither agree nor disagree	3	30.00%
4 Agree	5	50.00%
5 Strongly agree	2	20.00%
Total	10	



Please rate your agreement with the following as they relate to your program in the School of Dentistry: (continued)

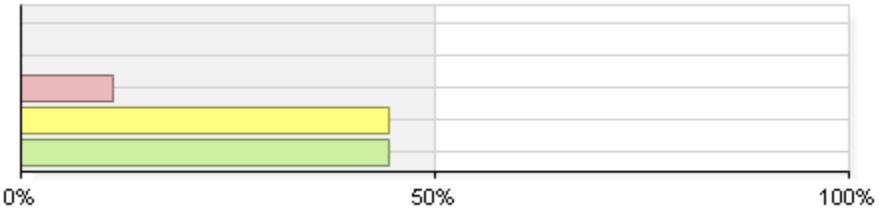
6. Provides you with adequate opportunities for clinical learning experiences in a variety of settings

1 Strongly disagree	0	0.00%
2 Disagree	1	10.00%
3 Neither agree nor disagree	3	30.00%
4 Agree	4	40.00%
5 Strongly agree	2	20.00%
Total	10	



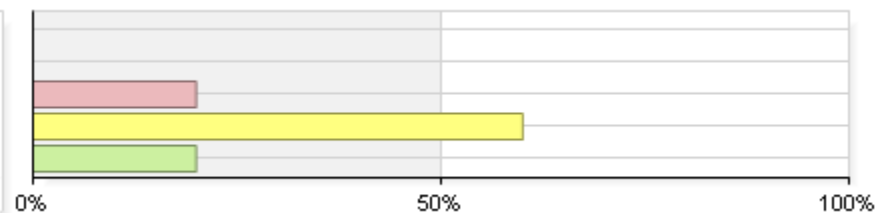
7. Helps you develop a strong sense of social, moral and ethical responsibilities as they relate to dentistry and patient care

1 Strongly disagree	0	0.00%
2 Disagree	0	0.00%
3 Neither agree nor disagree	1	11.11%
4 Agree	4	44.44%
5 Strongly agree	4	44.44%
Total	9	



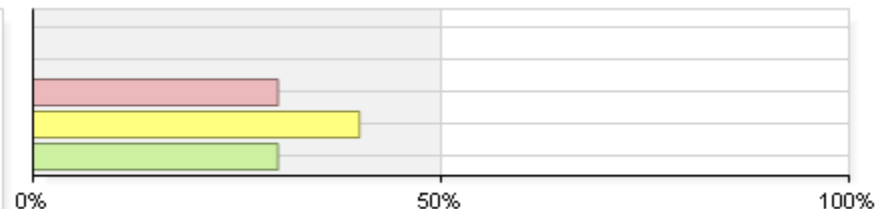
8. Provides you with opportunities to understand and use clinical techniques that you are likely to encounter as a dental professional

1 Strongly disagree	0	0.00%
2 Disagree	0	0.00%
3 Neither agree nor disagree	2	20.00%
4 Agree	6	60.00%
5 Strongly agree	2	20.00%
Total	10	



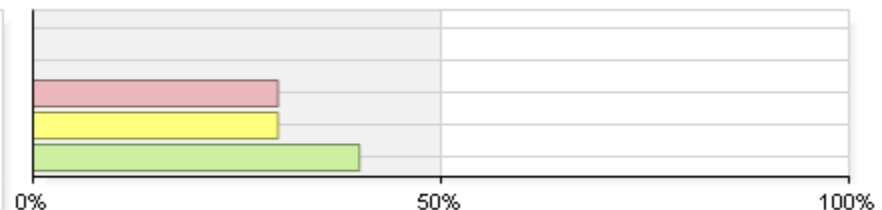
9. Helps you develop the professional skills necessary to serve as an effective dental professional

1 Strongly disagree	0	0.00%
2 Disagree	0	0.00%
3 Neither agree nor disagree	3	30.00%
4 Agree	4	40.00%
5 Strongly agree	3	30.00%
Total	10	



10. Improves your awareness of evidence-based practice

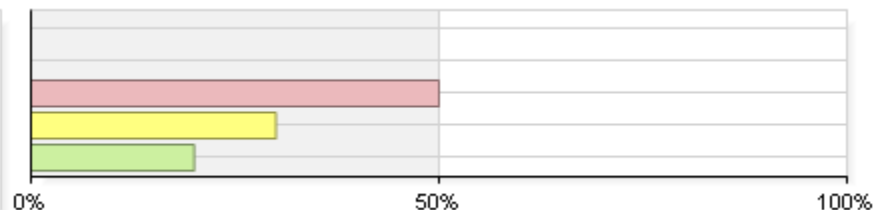
1 Strongly disagree	0	0.00%
2 Disagree	0	0.00%
3 Neither agree nor disagree	3	30.00%
4 Agree	3	30.00%
5 Strongly agree	4	40.00%
Total	10	



Please rate your agreement with the following as they relate to your program in the School of Dentistry: (continued)

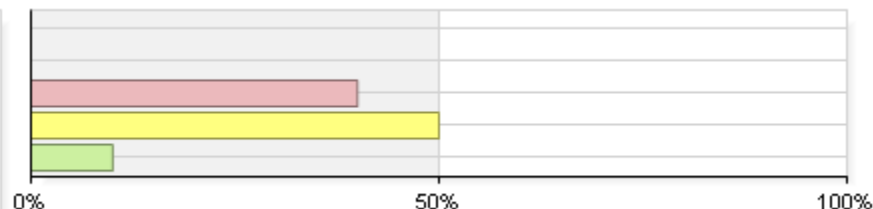
11. Exposes you to current issues and topics in dental treatment

1 Strongly disagree	0	0.00%
2 Disagree	0	0.00%
3 Neither agree nor disagree	5	50.00%
4 Agree	3	30.00%
5 Strongly agree	2	20.00%
Total	10	



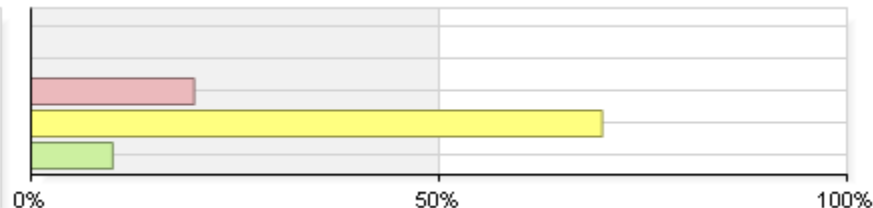
12. Adequately prepares you to manage or participate in a successful dental practice

1 Strongly disagree	0	0.00%
2 Disagree	0	0.00%
3 Neither agree nor disagree	4	40.00%
4 Agree	5	50.00%
5 Strongly agree	1	10.00%
Total	10	



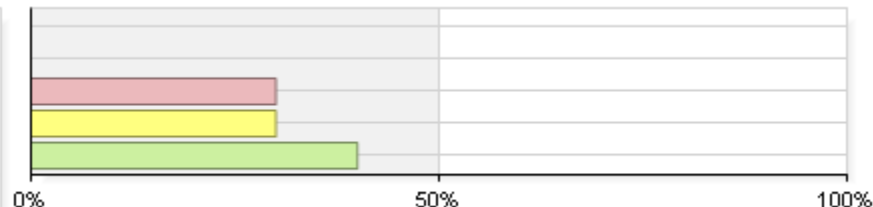
13. Provides you with opportunities to apply dental solutions to improve the quality of life in the community

1 Strongly disagree	0	0.00%
2 Disagree	0	0.00%
3 Neither agree nor disagree	2	20.00%
4 Agree	7	70.00%
5 Strongly agree	1	10.00%
Total	10	



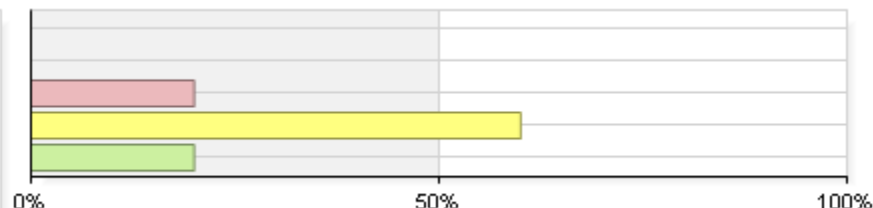
14. Prepares you for the clinical licensing board examination

1 Strongly disagree	0	0.00%
2 Disagree	0	0.00%
3 Neither agree nor disagree	3	30.00%
4 Agree	3	30.00%
5 Strongly agree	4	40.00%
Total	10	



15. Designed to prepare you to function as a successful dental professional

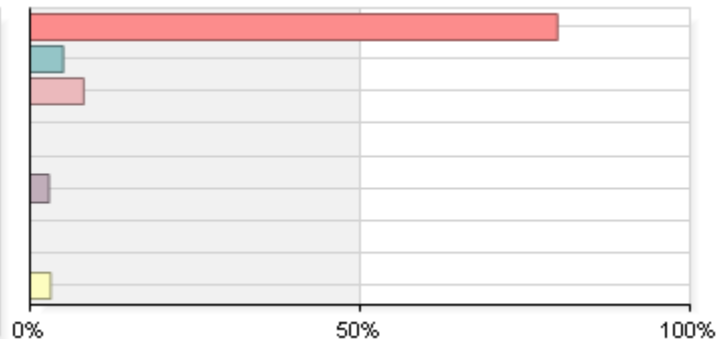
1 Strongly disagree	0	0.00%
2 Disagree	0	0.00%
3 Neither agree nor disagree	2	20.00%
4 Agree	6	60.00%
5 Strongly agree	2	20.00%
Total	10	



All Students

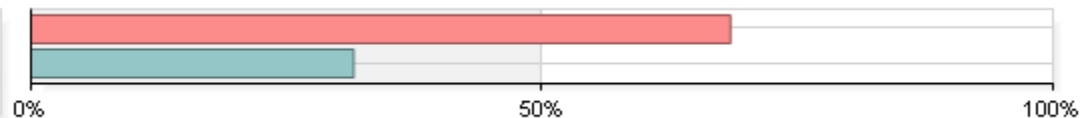
What is most likely to be your principal activity upon graduation?

1 Employment, full-time paid	334	79.90%
2 Employment, part-time paid	21	5.02%
3 Graduate or professional school, full-time	34	8.13%
4 Graduate or professional school, part-time	1	0.24%
5 Additional undergraduate coursework	1	0.24%
6 Military service	12	2.87%
7 Volunteer activity (i.e. Peace Corps)	0	0.00%
8 Starting or raising a family	2	0.48%
9 Other	13	3.11%
Total	418	



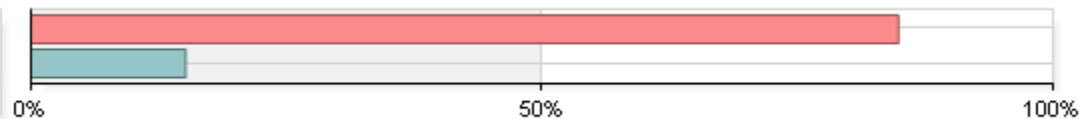
Do you have a job after graduation?

1 Yes	286	68.42%
2 No	132	31.58%
Total	418	



Is this job related to your academic program?

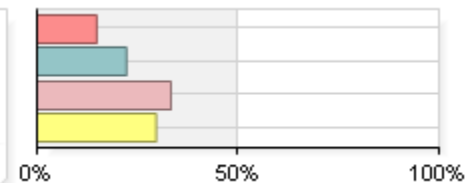
1 Yes	241	84.86%
2 No	43	15.14%
Total	284	



You indicated that this job is not related to your academic program, please indicate why.

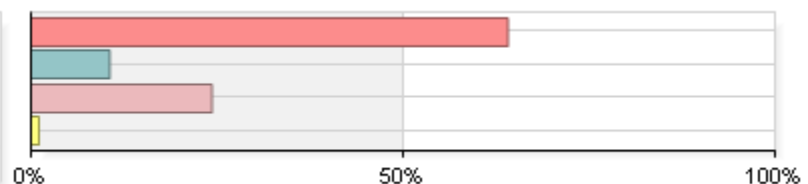
(Question below only reflects Fall 2015 & Spring 2016 responses due to a change in survey question)

1 I found a more desirable position in another field	4	14.81%
2 I was unable to find a position related to my degree program	6	22.22%
3 I have not seriously looked for a position related to my degree program	9	33.33%
4 Other	8	29.63%
Total	27	



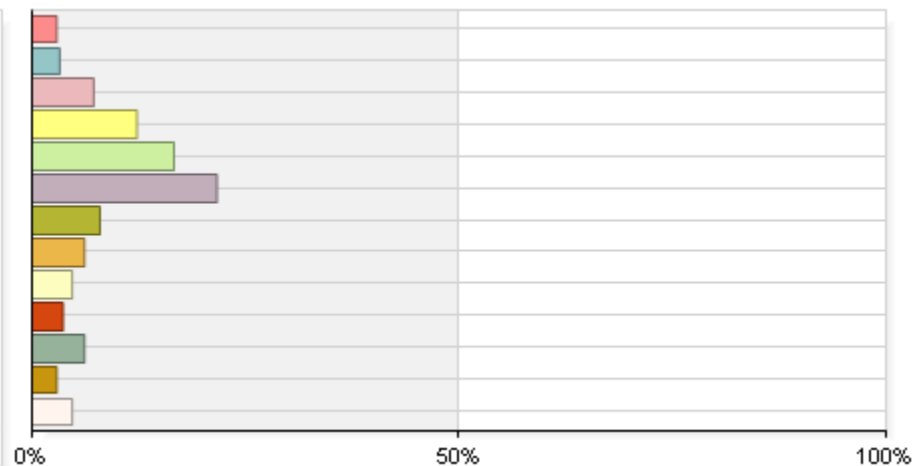
Where is your employer located?

1 Kentucky	182	64.08%
2 Illinois, Indiana, Ohio, Tennessee	30	10.56%
3 Other U.S. location	69	24.30%
4 Outside U.S.	3	1.06%
Total	284	



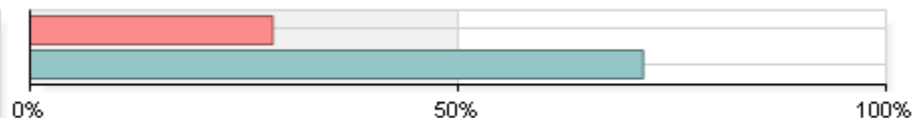
Please provide an estimate of the annual pre-tax salary you will earn.

1 Less than \$10,000	8	2.89%
2 \$10,000-\$19,999	9	3.25%
3 \$20,000-\$29,999	20	7.22%
4 \$30,000-\$39,999	34	12.27%
5 \$40,000-\$49,999	46	16.61%
6 \$50,000-\$59,999	60	21.66%
7 \$60,000-\$69,999	22	7.94%
8 \$70,000-\$79,999	17	6.14%
9 \$80,000-\$89,999	13	4.69%
10 \$90,000-\$99,999	10	3.61%
11 \$100,000-\$149,999	17	6.14%
12 \$150,000 or more	8	2.89%
13 Prefer not to answer	13	4.69%
Total	277	



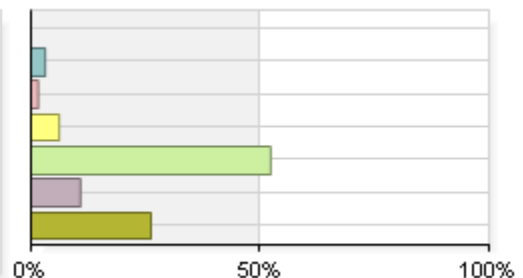
How did you learn about your position?

1 Resource at UofL	76	28.36%
2 Resource not at UofL	192	71.64%
Total	268	



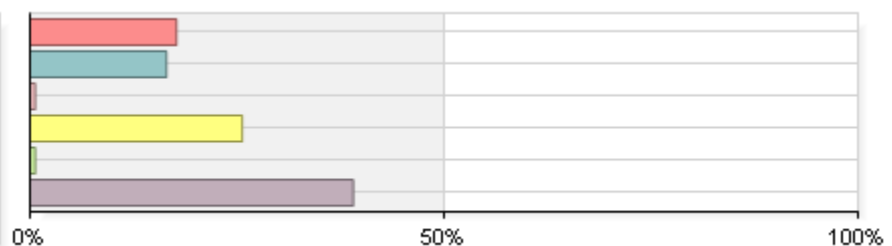
From which of the following UofL resources did you learn of your position?

Through UofL Career Development Center (Houchens)	0	0.00%
Through unit-based Career Center (i.e. COB Ulmer Career Center)	2	3.08%
UofL Career Fair	1	1.54%
Unit-based Career Fair (i.e. COB Ulmer Career Center)	4	6.15%
Staff or faculty member at UofL	34	52.31%
My co-op or internship employer while still at UofL	7	10.77%
Other	17	26.15%
Respondent(s)	65	



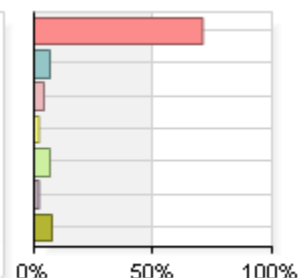
From which of the following resources did you learn of your position?

Professional association	29	17.68%
Family or friend	27	16.46%
Newspaper advertisement	1	0.61%
Internet job posting	42	25.61%
Head hunter	1	0.61%
Other	64	39.02%
Respondent(s)	164	



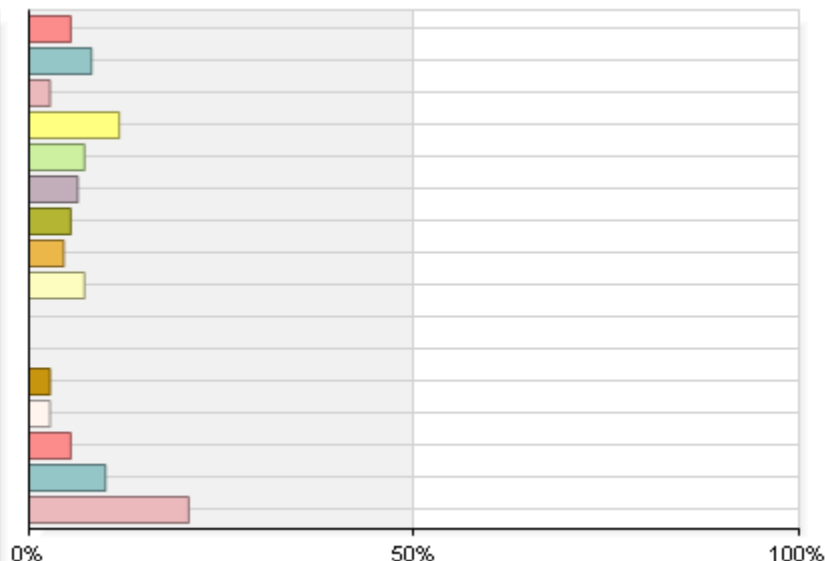
Are you planning to attend graduate school?

1 No	275	70.88%
2 Yes, Plan to attend graduate or professional school immediately after graduation	26	6.70%
3 Yes, Plan to attend graduate or professional school within 1-6 months of graduation	16	4.12%
4 Yes, Plan to attend graduate or professional school within 7-12 months of graduation	8	2.06%
5 Yes, Plan to attend graduate or professional school between 1-3 years of graduation	26	6.70%
6 Yes, Plan to attend graduate or professional school between 3-5 years of graduation	8	2.06%
7 Yes, Plan to attend graduate or professional school, but I do not know when I will begin	29	7.47%
Total	388	



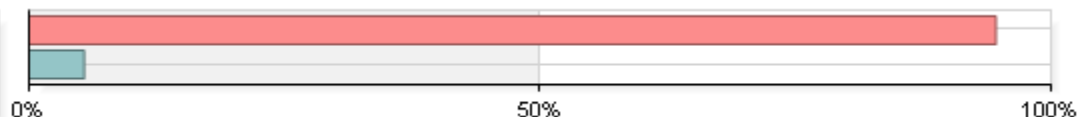
What will be your field of study?

1 Biological & Physical Sciences	6	5.41%
2 Business	9	8.11%
3 Dentistry	3	2.70%
4 Education	13	11.71%
5 Engineering	8	7.21%
6 Humanities	7	6.31%
7 Law	6	5.41%
8 Medicine	5	4.50%
9 Social Sciences	8	7.21%
10 Theological School/Seminary	0	0.00%
11 Veterinary Medicine	0	0.00%
12 Music	3	2.70%
13 Nursing	3	2.70%
14 Public Health	6	5.41%
15 Social Work	11	9.91%
16 Other	23	20.72%
Total	111	



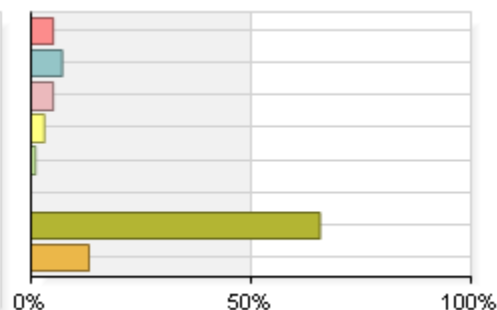
Is this field related to your academic program?

1 Yes	105	94.59%
2 No	6	5.41%
Total	111	




What degree will you be seeking?

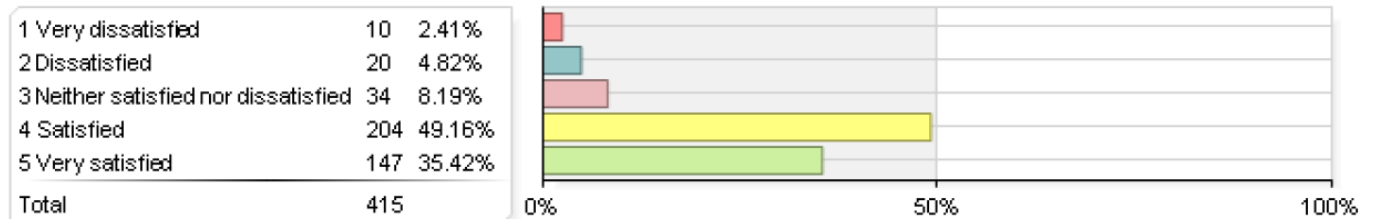
1 M.B.A. (Business)	5	5.05%
2 Other Master's (includes all other degrees with "Master" in the title)	7	7.07%
3 L.L.B. or J.D. (Law)	5	5.05%
4 M.D. or D.O. (Medicine)	3	3.03%
5 D.D.S. (Dentistry)	1	1.01%
6 D.V.M. (Veterinary Medicine)	0	0.00%
7 Ph.D. or Ed.D.	65	65.66%
8 Other	13	13.13%
Total	99	



Where will you be attending school?



Indicate your overall level of satisfaction with your experiences at UofL.



Comments have been removed.