



## **AY 2014-15 Graduating Senior Survey Full Report (Summer, Fall, Spring)**

### **No Comments**

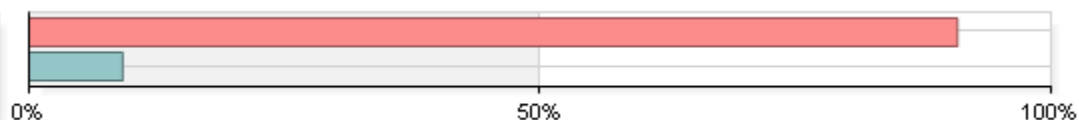
Project Audience 2891  
Responses Received 754  
Response Ratio 26%

**Prepared by** IE Survey  
**Creation Date** Wed, Jul 06, 2016



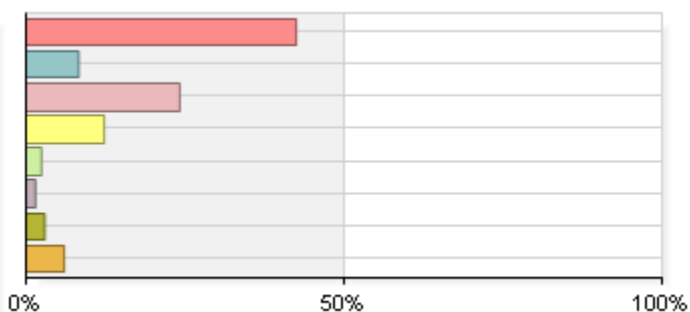
## Are you graduating with more than one major?

1 No	685	90.85%
2 Yes	69	9.15%
Total	754	



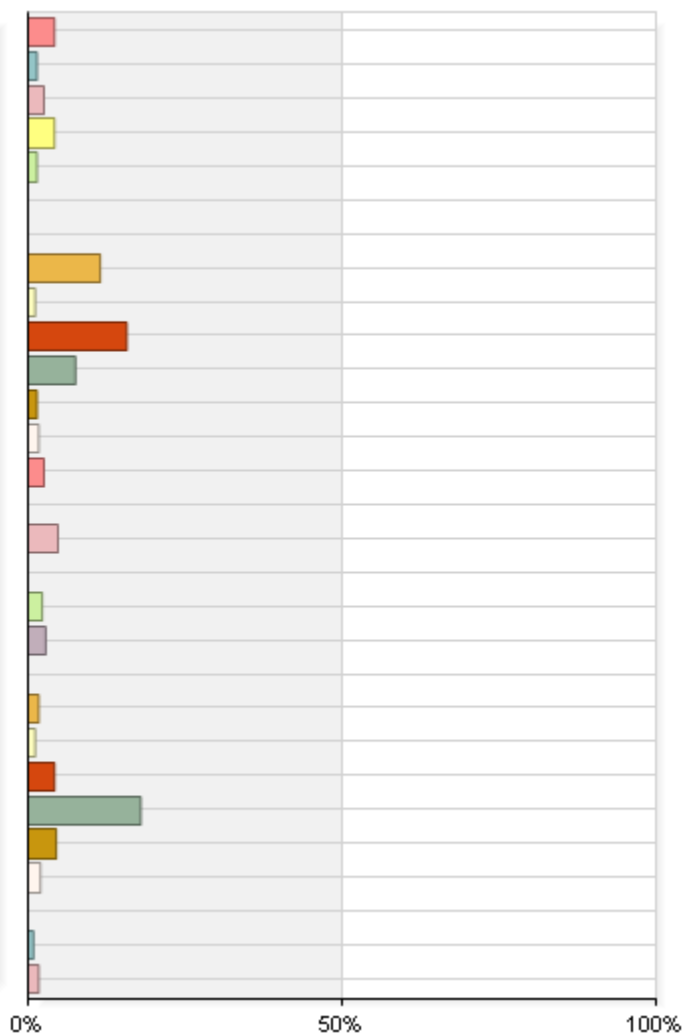
## In what college/school is your major?

1 College of Arts & Sciences	318	42.46%
2 College of Business	62	8.28%
3 College of Education & Human Development	181	24.17%
4 J.B. Speed School of Engineering	92	12.28%
5 Kent School of Social Work	18	2.40%
6 School of Dentistry	11	1.47%
7 School of Music	22	2.94%
8 School of Nursing	45	6.01%
Total	749	



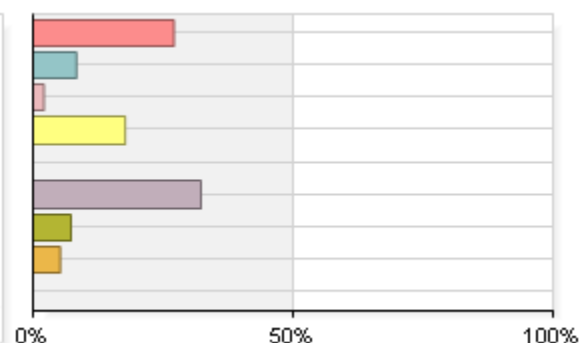
## Please select your major from the College of Arts & Sciences programs listed below.

1 Administration of Justice	15	4.20%
2 American Sign Language Interpreting Studies	5	1.40%
3 Anthropology	9	2.52%
4 Art	15	4.20%
5 Art History	5	1.40%
6 Asian Studies	0	0.00%
7 Atmospheric Science	0	0.00%
8 Biology	41	11.48%
9 Chemistry	4	1.12%
10 Communication	56	15.69%
11 English	27	7.56%
12 French	5	1.40%
13 Geography & Geosciences	6	1.68%
14 History	9	2.52%
15 Humanities	0	0.00%
16 Justice Administration	17	4.76%
17 Latin American & Latino Studies	0	0.00%
18 Liberal Studies	8	2.24%
19 Mathematics	10	2.80%
20 Pan-African Studies	2	0.56%
21 Philosophy	6	1.68%
22 Physics	4	1.12%
23 Political Science	15	4.20%
24 Psychology	64	17.93%
25 Sociology	16	4.48%
26 Spanish	7	1.96%
27 Theatre Arts	2	0.56%
28 Women's & Gender Studies	3	0.84%
29 Other	6	1.68%
Total	357	



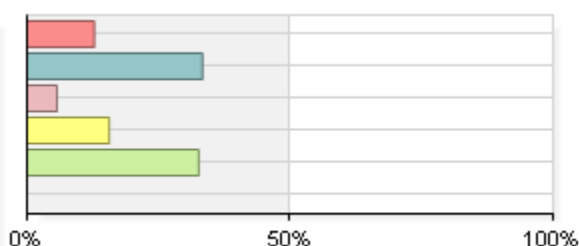
Please select your major from the College of Business programs listed below.

1 Business Administration in Accountancy	26	27.08%
2 Business Administration in Computer Information Systems	8	8.33%
3 Business Administration in Equine Business	2	2.08%
4 Business Administration in Finance	17	17.71%
5 Business Administration in Management	0	0.00%
6 Business Administration in Marketing	31	32.29%
7 Business Economics	7	7.29%
8 Economics	5	5.21%
9 Other	0	0.00%
Total	96	



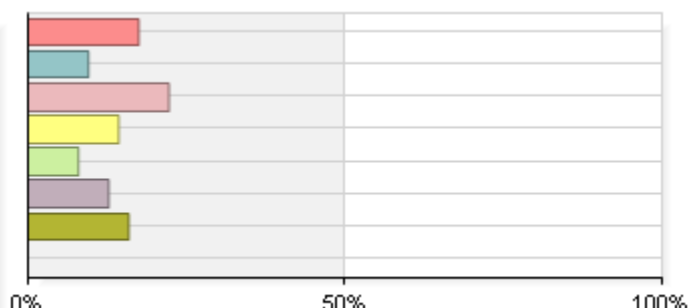
Please select your major from the College of Education & Human Development programs listed below.

1 Early Elementary Education (includes all content areas)	18	12.77%
2 Health and Human Performance	47	33.33%
3 Middle/Secondary Education (includes all content areas)	8	5.67%
4 Sports Administration	22	15.60%
5 Workforce Leadership	46	32.62%
6 Other	0	0.00%
Total	141	



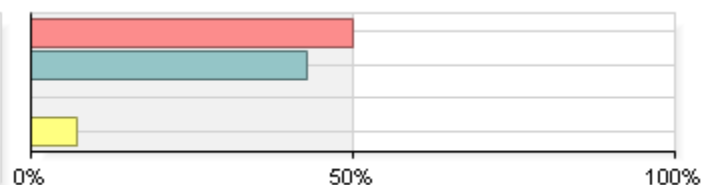
Please select your major from the J.B. Speed School of Engineering programs listed below.

1 Bioengineering	11	17.46%
2 Computer Engineering and Computer Science	6	9.52%
3 Civil Engineering	14	22.22%
4 Chemical Engineering	9	14.29%
5 Electrical Engineering	5	7.94%
6 Industrial Engineering	8	12.70%
7 Mechanical Engineering	10	15.87%
8 Other	0	0.00%
Total	63	



Please select your major from the School of Music programs listed below.

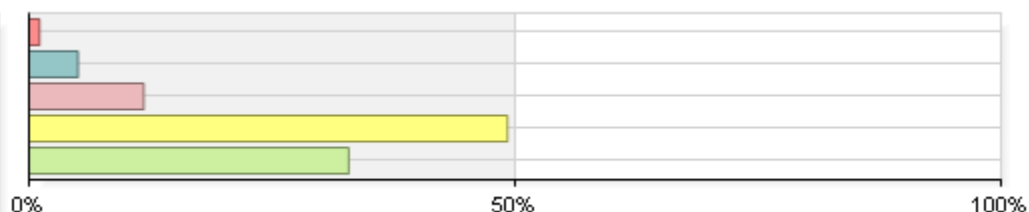
1 Music (includes all concentrations)	7	50.00%
2 Music Education (includes all concentrations)	6	42.86%
3 Music Therapy (includes all concentrations)	0	0.00%
4 Other	1	7.14%
Total	14	



## Please rate the preparation UofL provided to you in each of the following areas

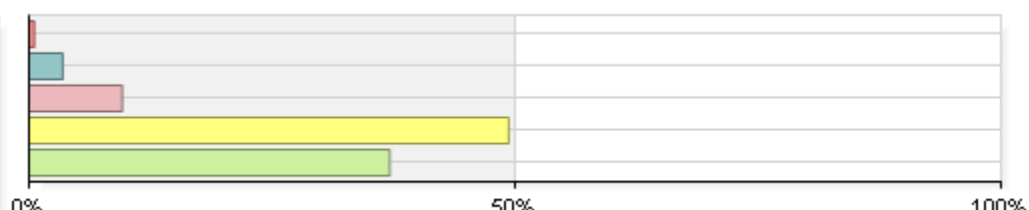
### 1. Writing effectively

1 Poor	8	1.06%
2 Fair	38	5.04%
3 Neutral	89	11.80%
4 Good	371	49.20%
5 Excellent	248	32.89%
Total	754	



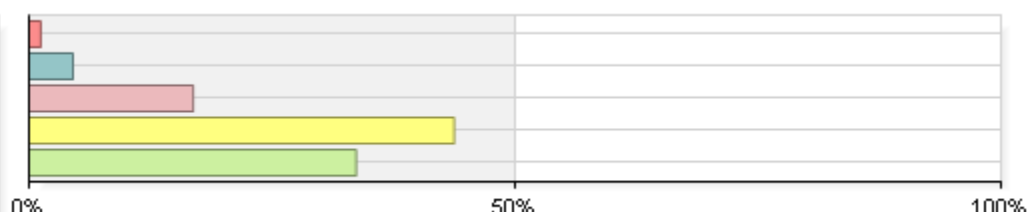
### 2. Understanding written information

1 Poor	4	0.53%
2 Fair	26	3.46%
3 Neutral	72	9.57%
4 Good	371	49.34%
5 Excellent	279	37.10%
Total	752	



### 3. Making effective oral presentations

1 Poor	9	1.20%
2 Fair	34	4.52%
3 Neutral	127	16.89%
4 Good	329	43.75%
5 Excellent	253	33.64%
Total	752	



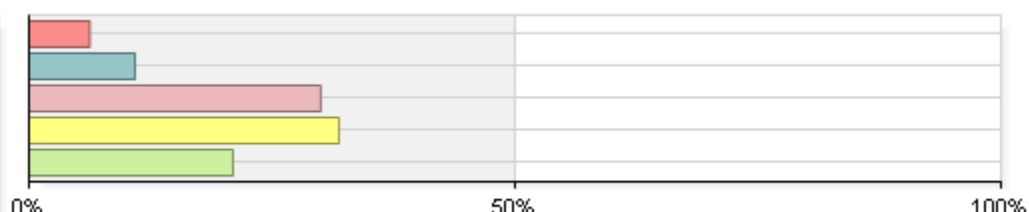
### 4. Improving computer/information technology skills

1 Poor	27	3.60%
2 Fair	62	8.26%
3 Neutral	189	25.17%
4 Good	264	35.15%
5 Excellent	209	27.83%
Total	751	



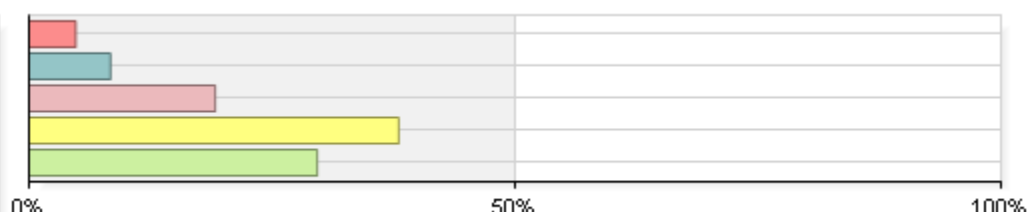
### 5. Improving math skills

1 Poor	47	6.24%
2 Fair	82	10.89%
3 Neutral	226	30.01%
4 Good	240	31.87%
5 Excellent	158	20.98%
Total	753	



### 6. Using statistical analysis as part of a research project

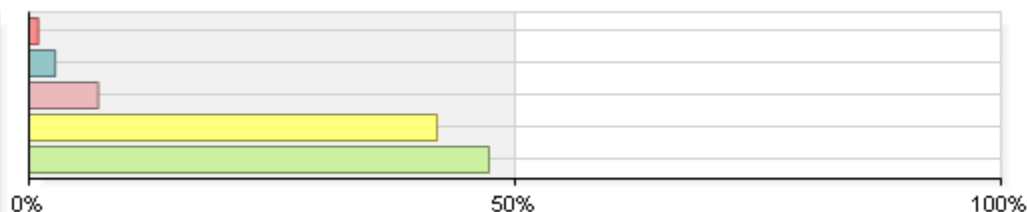
1 Poor	36	4.79%
2 Fair	63	8.38%
3 Neutral	144	19.15%
4 Good	286	38.03%
5 Excellent	223	29.65%
Total	752	



## Please rate the preparation UofL provided to you in each of the following areas (continued)

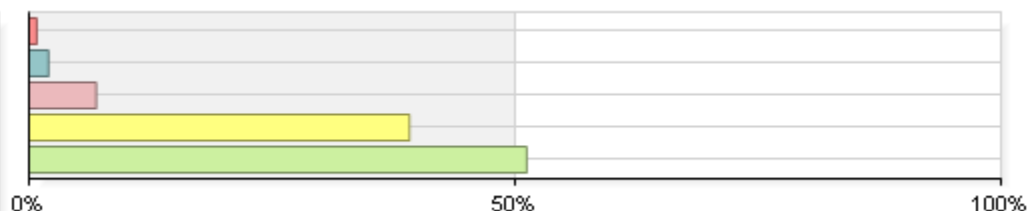
### 7. Thinking critically/resolving analytical problems

1 Poor	7	0.94%
2 Fair	20	2.68%
3 Neutral	53	7.10%
4 Good	313	41.96%
5 Excellent	353	47.32%
Total	746	



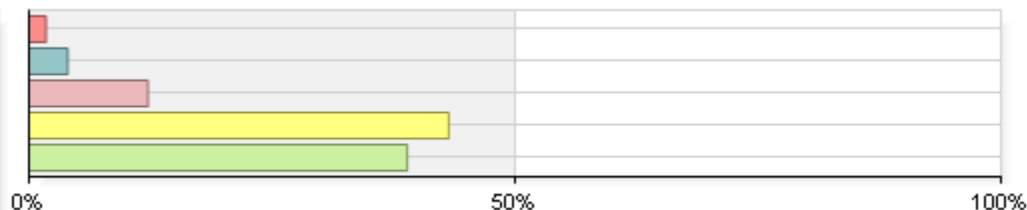
### 8. Working independently/learning on your own

1 Poor	6	0.80%
2 Fair	15	1.99%
3 Neutral	52	6.90%
4 Good	295	39.12%
5 Excellent	386	51.19%
Total	754	



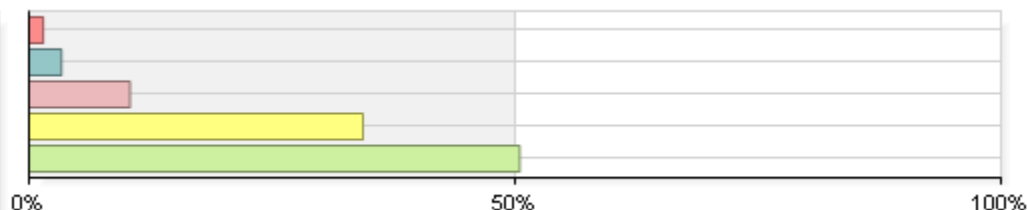
### 9. Working cooperatively in a group

1 Poor	13	1.73%
2 Fair	30	3.98%
3 Neutral	92	12.22%
4 Good	325	43.16%
5 Excellent	293	38.91%
Total	753	



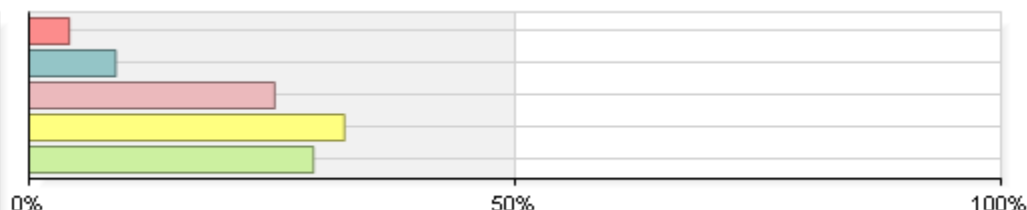
### 10. Respecting different philosophies and cultures

1 Poor	11	1.46%
2 Fair	25	3.33%
3 Neutral	78	10.39%
4 Good	258	34.35%
5 Excellent	379	50.47%
Total	751	



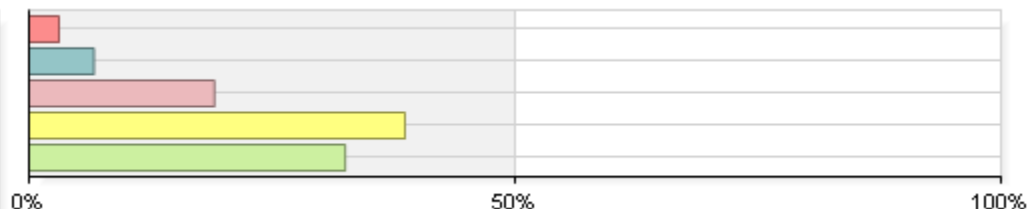
### 11. Appreciating the arts

1 Poor	31	4.12%
2 Fair	67	8.91%
3 Neutral	190	25.27%
4 Good	244	32.45%
5 Excellent	220	29.26%
Total	752	



### 12. Gaining a broad education about different fields

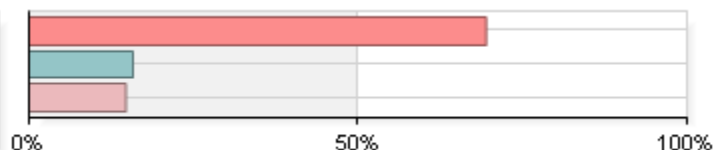
1 Poor	23	3.07%
2 Fair	50	6.67%
3 Neutral	143	19.07%
4 Good	290	38.67%
5 Excellent	244	32.53%
Total	750	



## Please indicate whether you participated in each of the following while enrolled at UofL

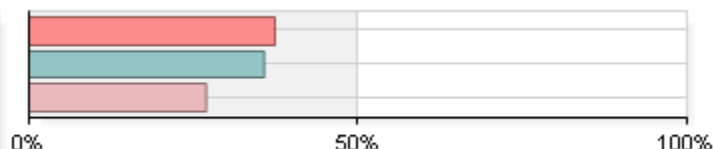
### 1. Practicum, internship, field experience, cooperative experience, or clinical assignment

1 Yes	523	69.46%
2 No, because I chose not to	119	15.80%
3 No, because I did not have the opportunity	111	14.74%
Total	753	



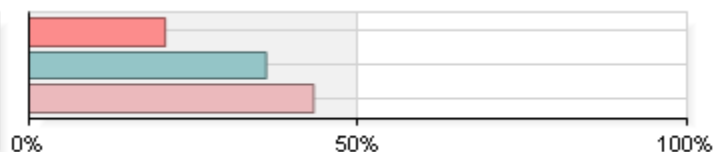
### 2. Service learning

1 Yes	279	37.35%
2 No, because I chose not to	267	35.74%
3 No, because I did not have the opportunity	201	26.91%
Total	747	



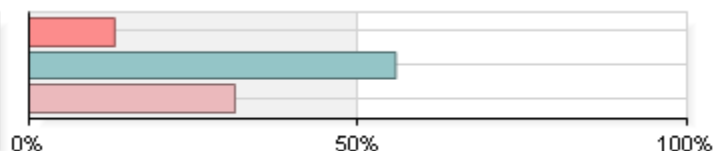
### 3. Work on a research project with a faculty member outside of courses or program requirements

1 Yes	155	20.69%
2 No, because I chose not to	270	36.05%
3 No, because I did not have the opportunity	324	43.26%
Total	749	



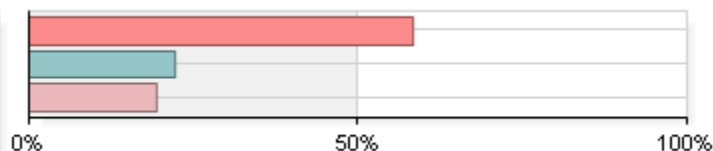
### 4. Study abroad

1 Yes	97	13.02%
2 No, because I chose not to	415	55.70%
3 No, because I did not have the opportunity	233	31.28%
Total	745	



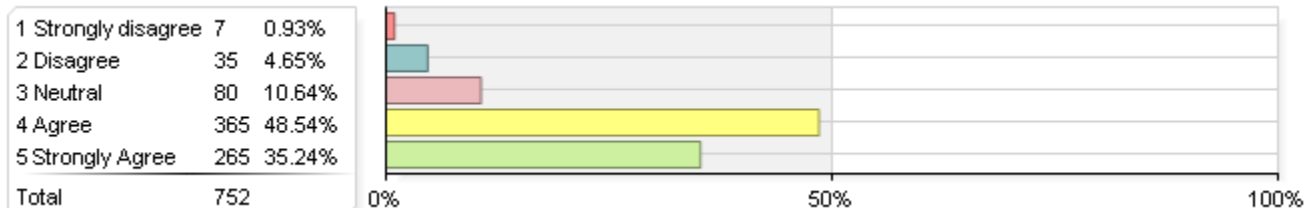
### 5. Culminating senior experience (capstone course, senior project or thesis, comprehensive exam)

1 Yes	439	58.38%
2 No, because I chose not to	167	22.21%
3 No, because I did not have the opportunity	146	19.41%
Total	752	

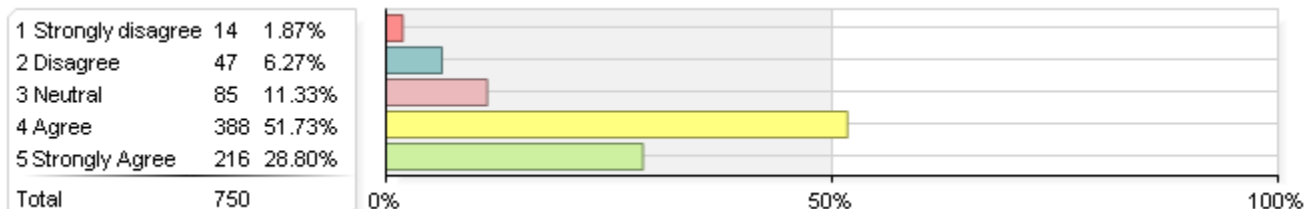


**Please indicate to what extent you agree or disagree with the following statements with respect to your major**

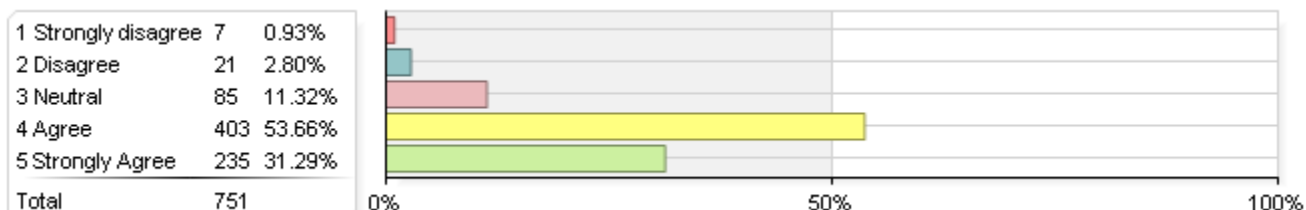
**1. Faculty encouraged student–faculty interaction in and out of the classroom**



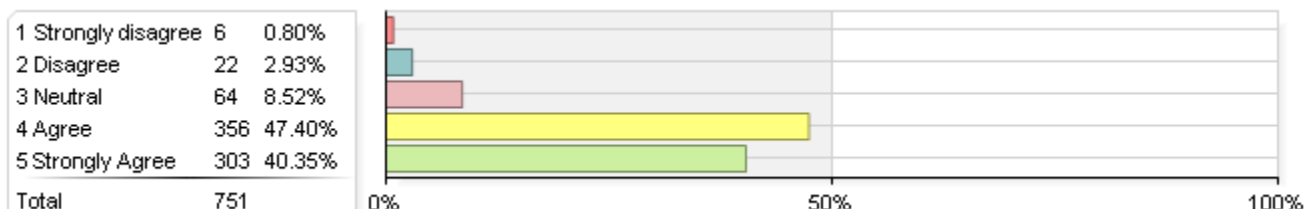
**2. Faculty gave you frequent and prompt feedback on coursework**



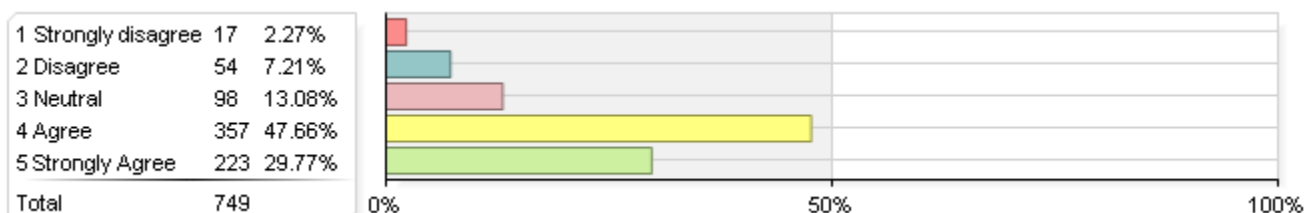
**3. Faculty developed opportunities for you to learn cooperatively with fellow students**



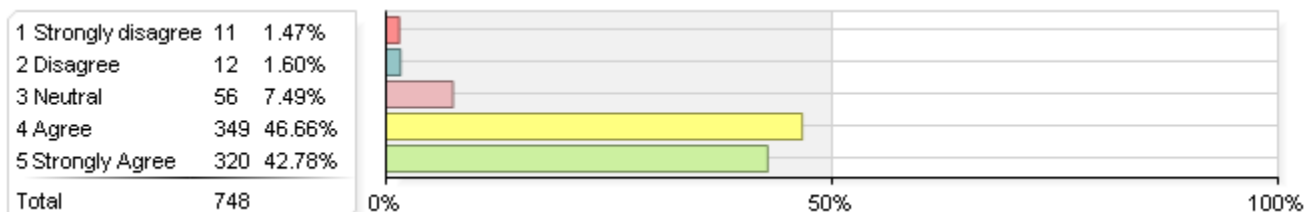
**4. Faculty encouraged you to be an actively involved learner**



**5. Faculty gave helpful feedback on academic progress**

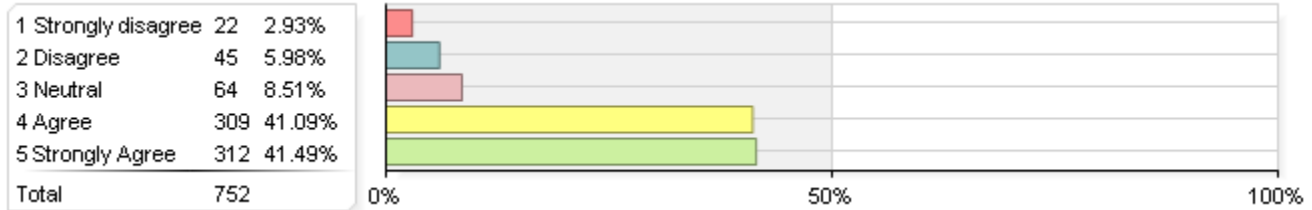


**6. Faculty treated students with respect**




**Please indicate to what extent you agree or disagree with the following statements with respect to your major (continued)**

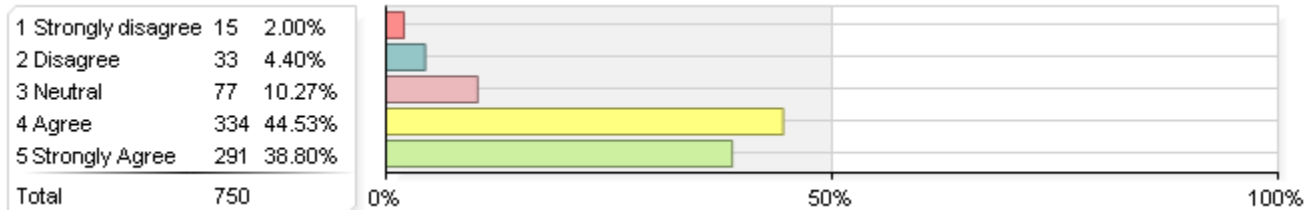
7. Required courses in your major were offered so that you could complete your degree in a timely manner



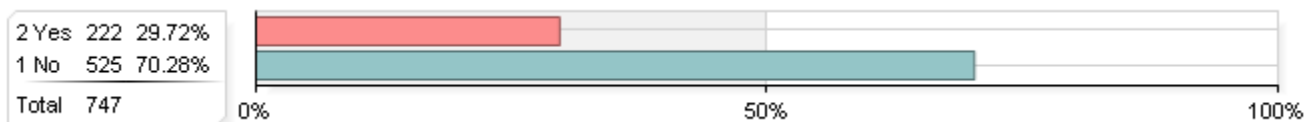
8. You received adequate career preparation and guidance



9. You are satisfied with your overall experience in your major



**Did you have a professional (non-faculty) advisor before you declared your major?**

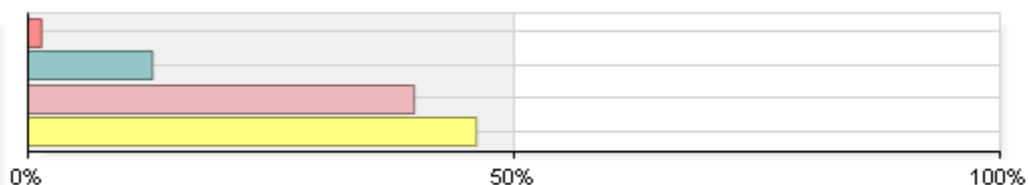




## Please evaluate the following experiences with your professional advisor before you declared your major

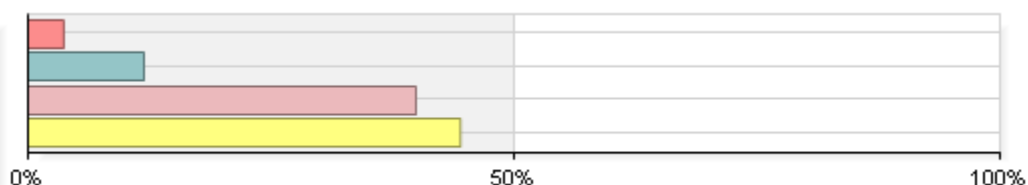
### 1. Access to advisor

1 Poor	3	1.37%
2 Fair	28	12.79%
3 Good	87	39.73%
4 Excellent	101	46.12%
Total	219	



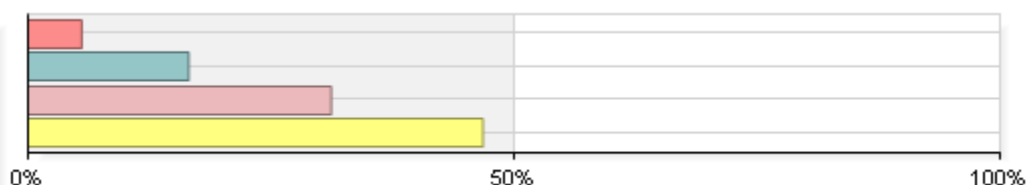
### 2. Sufficient time with advisor

1 Poor	8	3.67%
2 Fair	26	11.93%
3 Good	87	39.91%
4 Excellent	97	44.50%
Total	218	



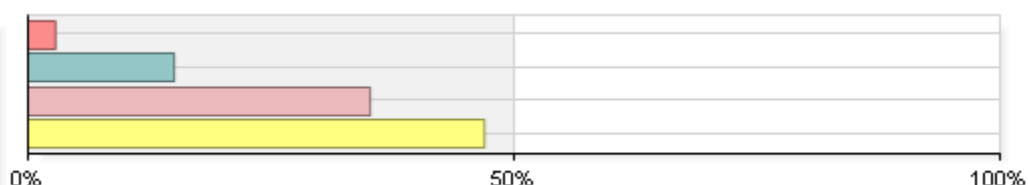
### 3. Accurate information about degree requirements and course sequencing

1 Poor	12	5.50%
2 Fair	36	16.51%
3 Good	68	31.19%
4 Excellent	102	46.79%
Total	218	



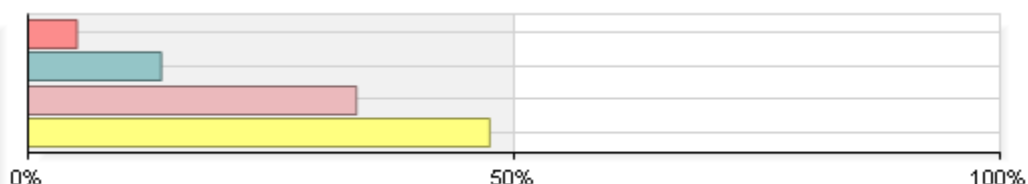
### 4. Knowledge of campus policies and procedures

1 Poor	6	2.82%
2 Fair	32	15.02%
3 Good	75	35.21%
4 Excellent	100	46.95%
Total	213	



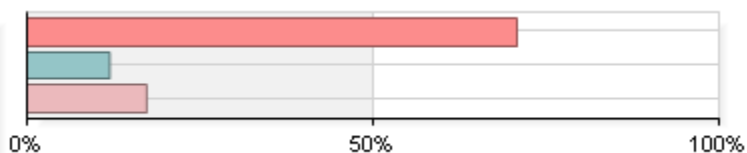
### 5. Advising overall

1 Poor	11	5.02%
2 Fair	30	13.70%
3 Good	74	33.79%
4 Excellent	104	47.49%
Total	219	



## Once you declared your major, did you have a faculty advisor or a professional advisor?

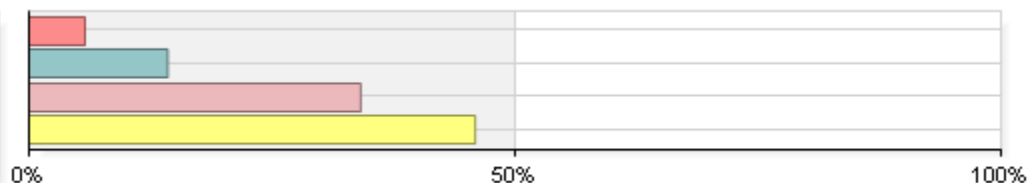
2 Faculty advisor	528	70.78%
1 Professional advisor	89	11.93%
3 Both a faculty and professional advisor	129	17.29%
Total	746	



## Please evaluate the following experiences with your faculty advisor in your major

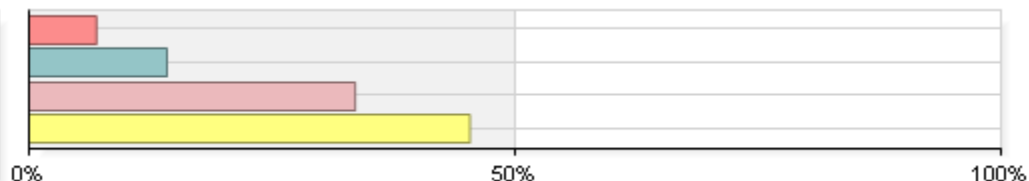
### 1. Access to advisor

1 Poor	37	5.74%
2 Fair	92	14.26%
3 Good	220	34.11%
4 Excellent	296	45.89%
Total	645	



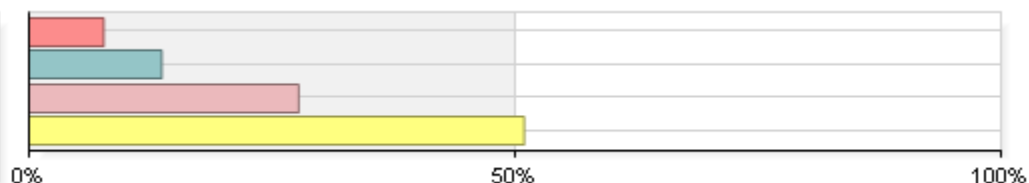
### 2. Sufficient time with advisor

1 Poor	44	6.93%
2 Fair	90	14.17%
3 Good	213	33.54%
4 Excellent	288	45.35%
Total	635	



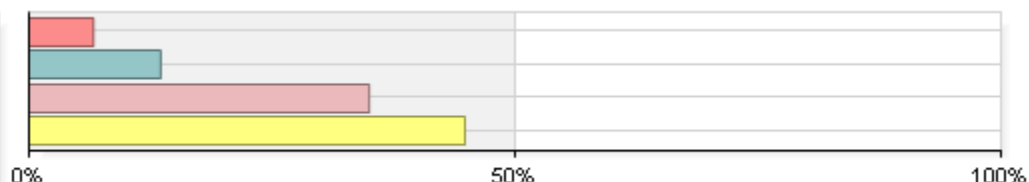
### 3. Accurate information about degree requirements and course sequencing

1 Poor	49	7.68%
2 Fair	87	13.64%
3 Good	177	27.74%
4 Excellent	325	50.94%
Total	638	



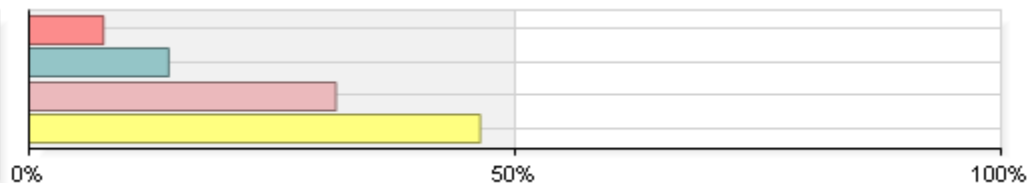
### 4. Knowledge of campus policies and procedures

1 Poor	41	6.61%
2 Fair	84	13.55%
3 Good	217	35.00%
4 Excellent	278	44.84%
Total	620	



### 5. Academic advising overall

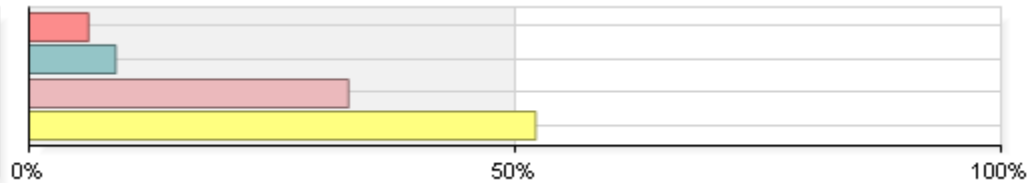
1 Poor	49	7.66%
2 Fair	92	14.38%
3 Good	202	31.56%
4 Excellent	297	46.41%
Total	640	



## Please evaluate the following experiences with your professional advisor in your major

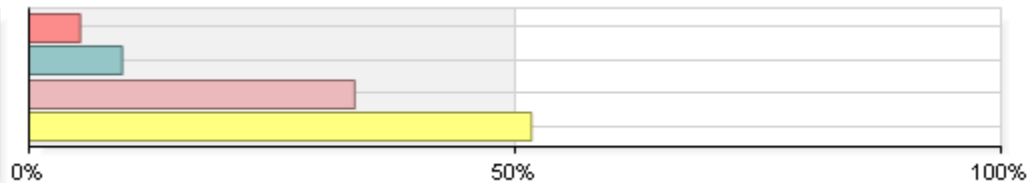
### 1. Access to advisor

1 Poor	13	6.10%
2 Fair	19	8.92%
3 Good	70	32.86%
4 Excellent	111	52.11%
Total	213	



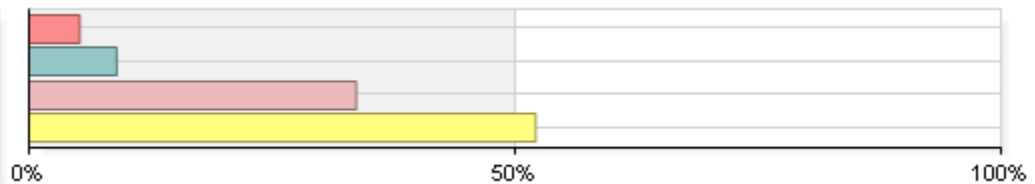
### 2. Sufficient time with advisor

1 Poor	11	5.26%
2 Fair	20	9.57%
3 Good	70	33.49%
4 Excellent	108	51.67%
Total	209	



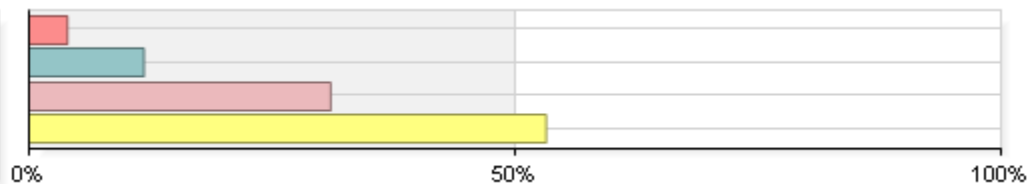
### 3. Accurate information about degree requirements and course sequencing

1 Poor	11	5.21%
2 Fair	19	9.00%
3 Good	71	33.65%
4 Excellent	110	52.13%
Total	211	



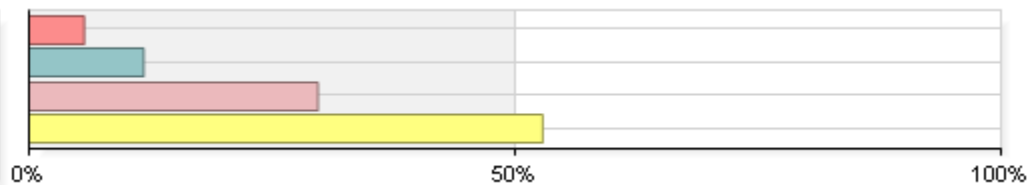
### 4. Knowledge of campus policies and procedures

1 Poor	8	3.94%
2 Fair	24	11.82%
3 Good	63	31.03%
4 Excellent	108	53.20%
Total	203	



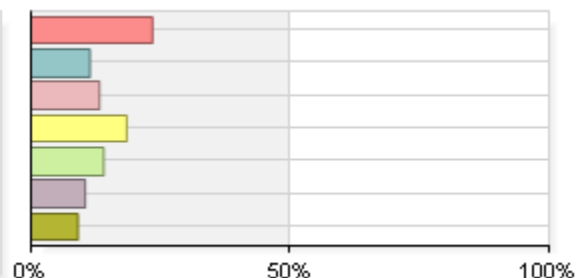
### 5. Academic advising overall

1 Poor	12	5.66%
2 Fair	25	11.79%
3 Good	63	29.72%
4 Excellent	112	52.83%
Total	212	



## If it took you longer than you expected to complete your degree requirements at UofL, please check all of the following that apply

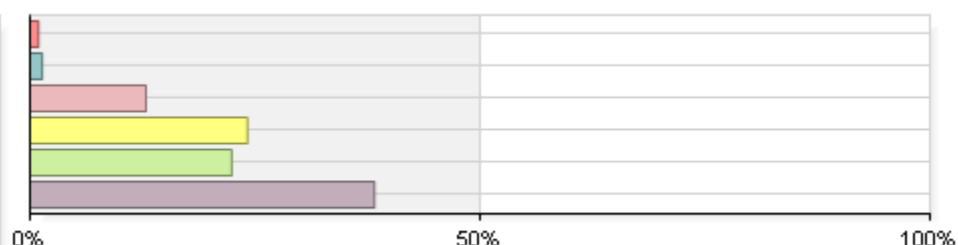
Work obligations limited my enrollment	179	23.43%
Family obligations limited my enrollment	87	11.39%
Tuition and other costs of attendance limited my enrollment	101	13.22%
A decision to change majors added to my requirements	141	18.46%
Required course(s) was/were not offered when needed	107	14.01%
I lost credits in my major upon transferring	80	10.47%
Other	69	9.03%
Respondent(s)	411	



## Rate your level of satisfaction with the following academic support services and facilities, services, and support

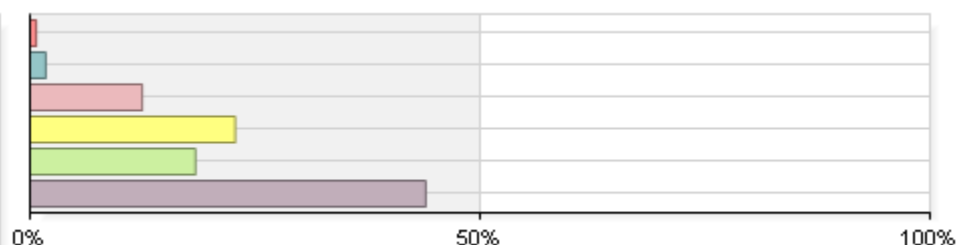
### 1. REACH

1 Very Dissatisfied	7	0.94%
2 Dissatisfied	10	1.34%
3 Neutral	96	12.89%
4 Satisfied	180	24.16%
5 Very Satisfied	167	22.42%
6 Did not use	285	38.26%
Total	745	



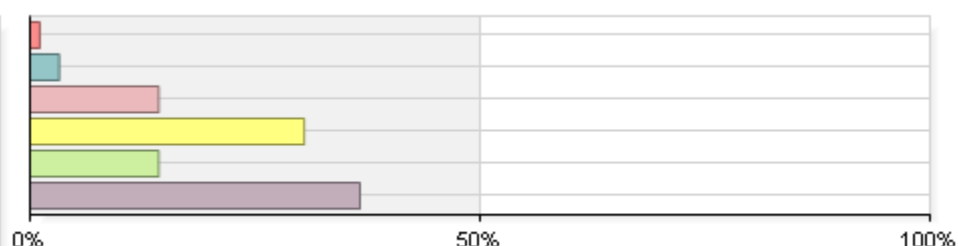
### 2. Writing Center

1 Very Dissatisfied	5	0.67%
2 Dissatisfied	13	1.74%
3 Neutral	93	12.47%
4 Satisfied	170	22.79%
5 Very Satisfied	137	18.36%
6 Did not use	328	43.97%
Total	746	



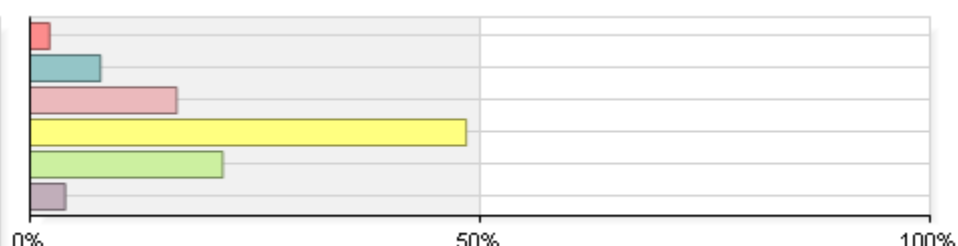
### 3. Lab facilities for health, natural, and physical sciences

1 Very Dissatisfied	8	1.08%
2 Dissatisfied	24	3.23%
3 Neutral	106	14.29%
4 Satisfied	226	30.46%
5 Very Satisfied	106	14.29%
6 Did not use	272	36.66%
Total	742	



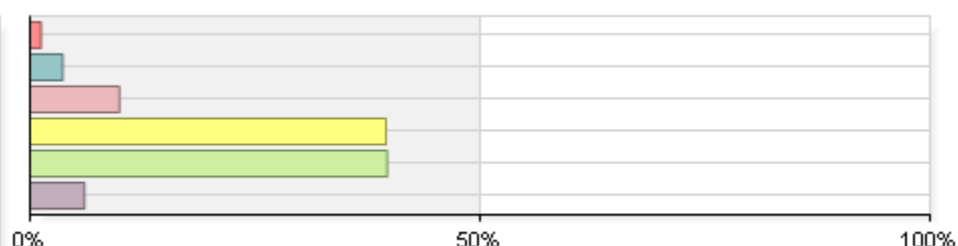
### 4. Classroom facilities

1 Very Dissatisfied	16	2.15%
2 Dissatisfied	58	7.81%
3 Neutral	121	16.29%
4 Satisfied	360	48.45%
5 Very Satisfied	159	21.40%
6 Did not use	29	3.90%
Total	743	



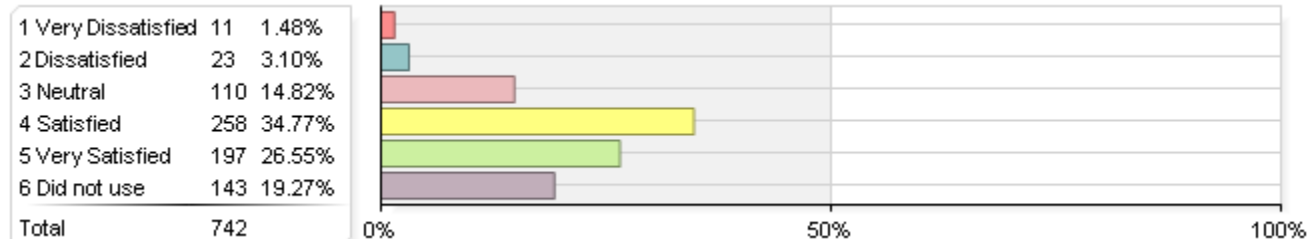
### 5. Library

1 Very Dissatisfied	9	1.21%
2 Dissatisfied	27	3.62%
3 Neutral	74	9.92%
4 Satisfied	295	39.54%
5 Very Satisfied	296	39.68%
6 Did not use	45	6.03%
Total	746	

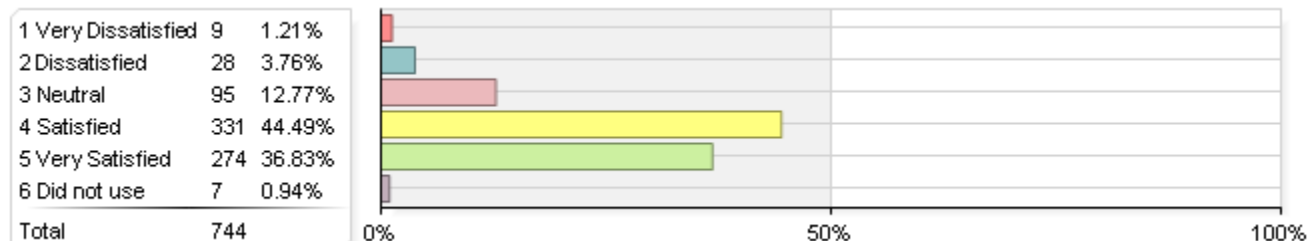


## Rate your level of satisfaction with the following academic support services and facilities, services, and support (continued)

### 6. Computer labs



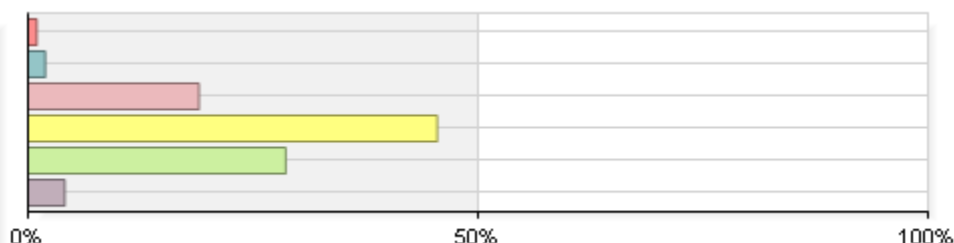
### 7. Online resources (ULink, Blackboard, etc.)



## Rate your level of satisfaction with the following student services

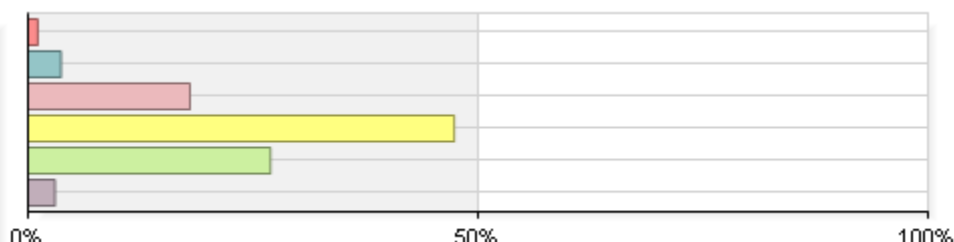
### 1. Admissions

1 Very Dissatisfied	7	0.95%
2 Dissatisfied	14	1.90%
3 Neutral	140	19.00%
4 Satisfied	335	45.45%
5 Very Satisfied	211	28.63%
6 Did not use	30	4.07%
Total	737	



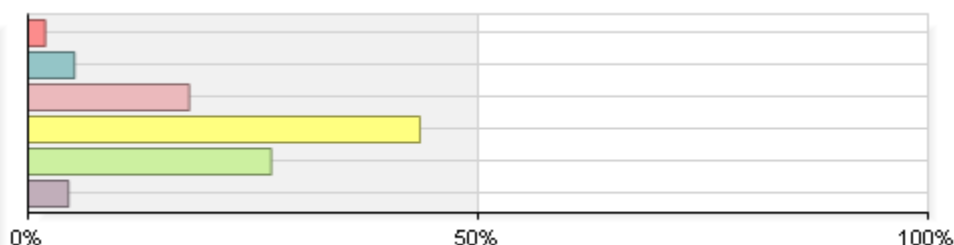
### 2. Registrar's Office

1 Very Dissatisfied	8	1.08%
2 Dissatisfied	27	3.65%
3 Neutral	133	18.00%
4 Satisfied	350	47.36%
5 Very Satisfied	199	26.93%
6 Did not use	22	2.98%
Total	739	



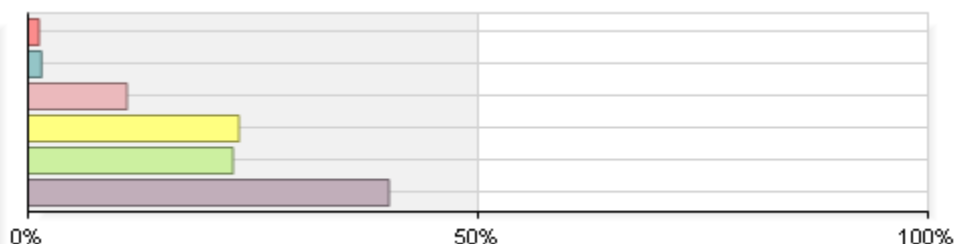
### 3. Bursar's Office

1 Very Dissatisfied	14	1.90%
2 Dissatisfied	38	5.16%
3 Neutral	132	17.91%
4 Satisfied	321	43.55%
5 Very Satisfied	199	27.00%
6 Did not use	33	4.48%
Total	737	



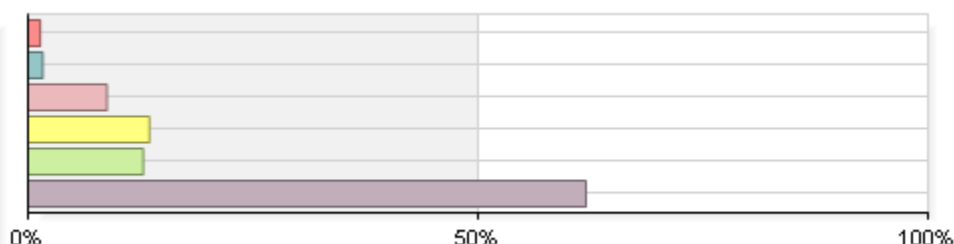
### 4. Health Services

1 Very Dissatisfied	9	1.22%
2 Dissatisfied	11	1.49%
3 Neutral	81	10.98%
4 Satisfied	173	23.44%
5 Very Satisfied	168	22.76%
6 Did not use	296	40.11%
Total	738	



### 5. Counseling Center

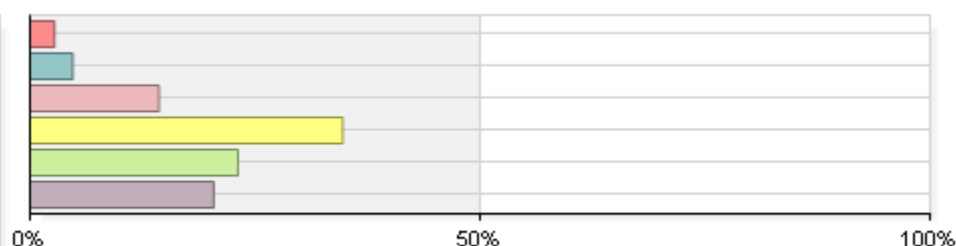
1 Very Dissatisfied	10	1.35%
2 Dissatisfied	12	1.62%
3 Neutral	65	8.76%
4 Satisfied	100	13.48%
5 Very Satisfied	95	12.80%
6 Did not use	460	61.99%
Total	742	



## Rate your level of satisfaction with the following student services (continued)

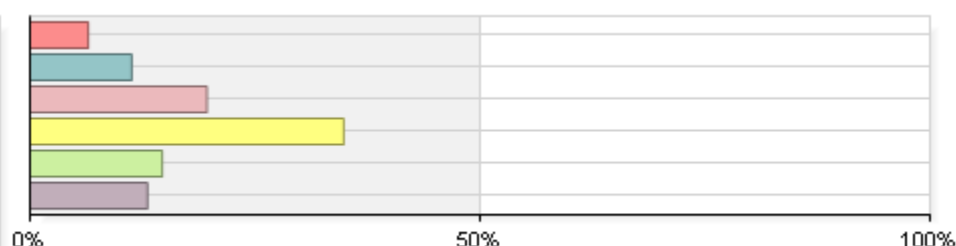
### 6. Financial Aid Office

1 Very Dissatisfied	20	2.70%
2 Dissatisfied	35	4.73%
3 Neutral	106	14.32%
4 Satisfied	257	34.73%
5 Very Satisfied	171	23.11%
6 Did not use	151	20.41%
Total	740	



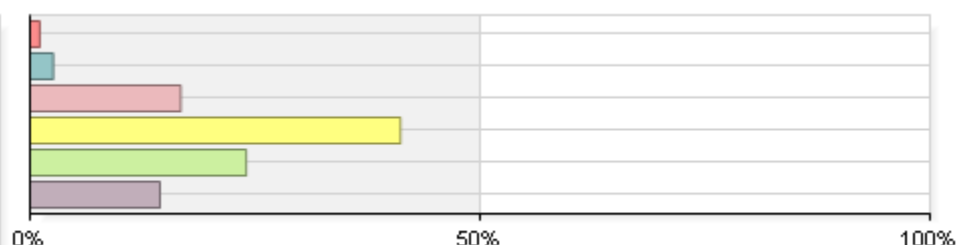
### 7. Campus Dining Services

1 Very Dissatisfied	48	6.46%
2 Dissatisfied	84	11.31%
3 Neutral	146	19.65%
4 Satisfied	259	34.86%
5 Very Satisfied	109	14.67%
6 Did not use	97	13.06%
Total	743	



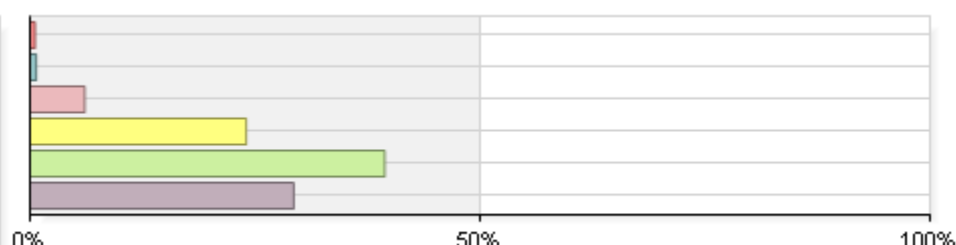
### 8. Student Activities Center (SAC)

1 Very Dissatisfied	8	1.08%
2 Dissatisfied	19	2.56%
3 Neutral	124	16.73%
4 Satisfied	305	41.16%
5 Very Satisfied	178	24.02%
6 Did not use	107	14.44%
Total	741	



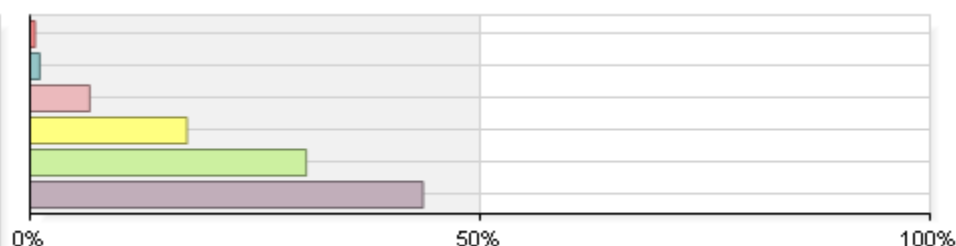
### 9. Recreation/fitness facilities

1 Very Dissatisfied	4	0.54%
2 Dissatisfied	5	0.67%
3 Neutral	45	6.07%
4 Satisfied	178	24.02%
5 Very Satisfied	292	39.41%
6 Did not use	217	29.28%
Total	741	



### 10. Athletic facilities

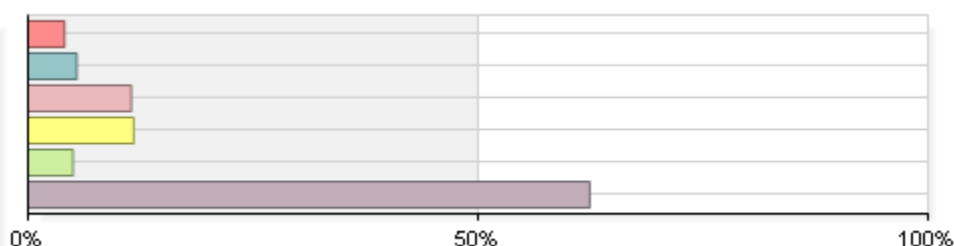
1 Very Dissatisfied	4	0.54%
2 Dissatisfied	8	1.08%
3 Neutral	49	6.62%
4 Satisfied	129	17.43%
5 Very Satisfied	227	30.68%
6 Did not use	323	43.65%
Total	740	



## Rate your level of satisfaction with the following student services (continued)

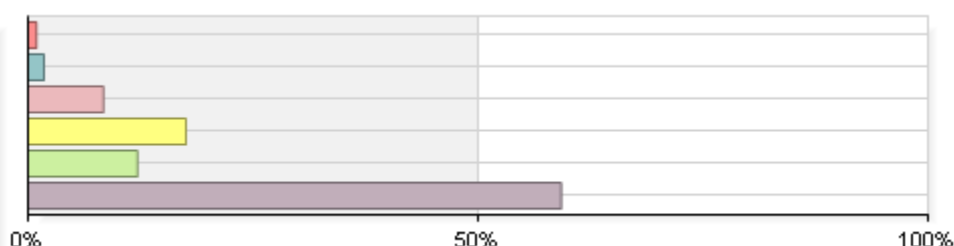
### 11. Residence Halls (such as Miller, Threlkeld, Unitas, UTA, Louisville Hall)

1 Very Dissatisfied	30	4.04%
2 Dissatisfied	40	5.39%
3 Neutral	85	11.46%
4 Satisfied	87	11.73%
5 Very Satisfied	37	4.99%
6 Did not use	463	62.40%
Total	742	



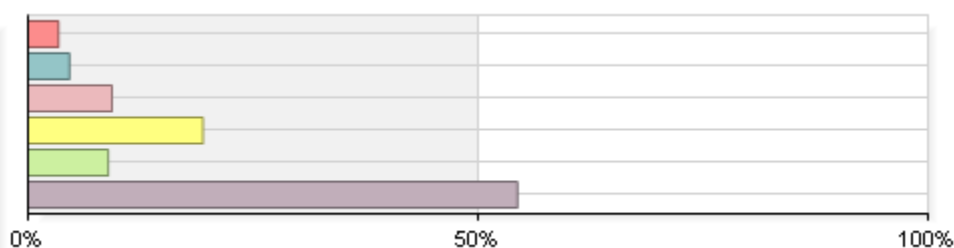
### 12. On-Campus affiliated properties (such as Bettie-Johnson, Kurz, Community Park)

1 Very Dissatisfied	7	0.94%
2 Dissatisfied	13	1.75%
3 Neutral	62	8.37%
4 Satisfied	130	17.54%
5 Very Satisfied	90	12.15%
6 Did not use	439	59.24%
Total	741	



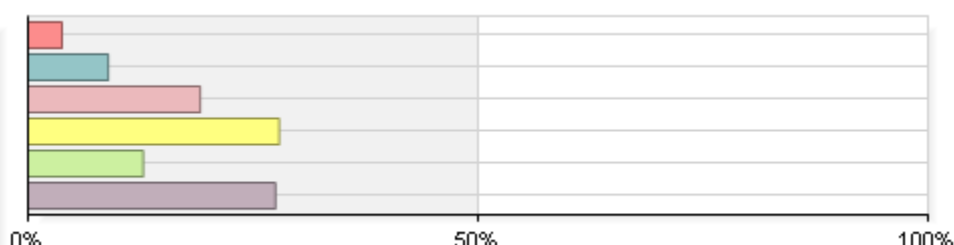
### 13. Off-Campus Affiliates (such as Cardinal Town, Province, Bellamy)

1 Very Dissatisfied	25	3.37%
2 Dissatisfied	34	4.59%
3 Neutral	69	9.31%
4 Satisfied	144	19.43%
5 Very Satisfied	66	8.91%
6 Did not use	403	54.39%
Total	741	



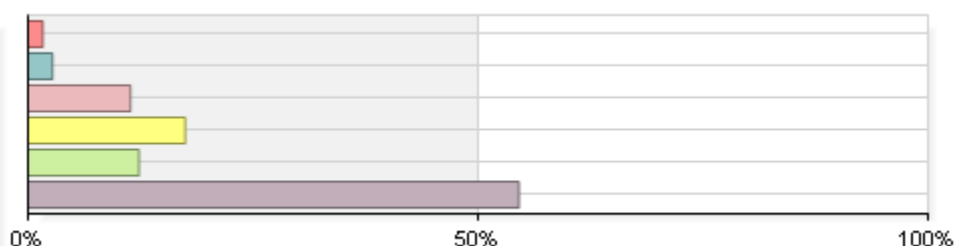
### 14. Campus security

1 Very Dissatisfied	28	3.77%
2 Dissatisfied	66	8.89%
3 Neutral	142	19.14%
4 Satisfied	207	27.90%
5 Very Satisfied	95	12.80%
6 Did not use	204	27.49%
Total	742	



### 15. Career Development Center

1 Very Dissatisfied	12	1.62%
2 Dissatisfied	20	2.71%
3 Neutral	84	11.37%
4 Satisfied	129	17.46%
5 Very Satisfied	91	12.31%
6 Did not use	403	54.53%
Total	739	

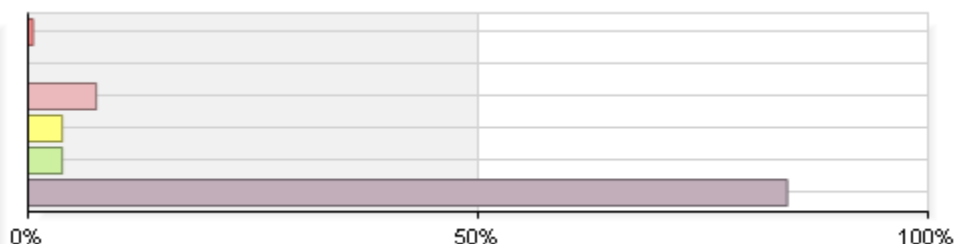




## Rate your level of satisfaction with the following student services (continued)

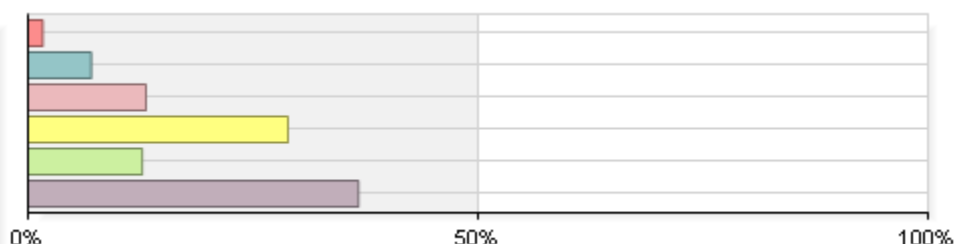
### 16. Child care services (Early Learning Campus)

1 Very Dissatisfied	4	0.54%
2 Dissatisfied	0	0.00%
3 Neutral	56	7.56%
4 Satisfied	28	3.78%
5 Very Satisfied	28	3.78%
6 Did not use	625	84.35%
Total	741	



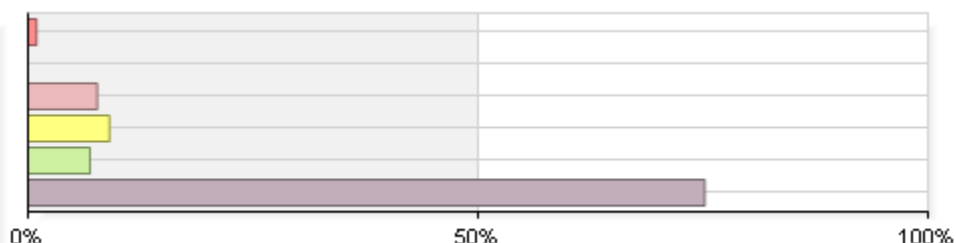
### 17. On-campus transportation (shuttles)

1 Very Dissatisfied	12	1.62%
2 Dissatisfied	52	7.02%
3 Neutral	97	13.09%
4 Satisfied	214	28.88%
5 Very Satisfied	94	12.69%
6 Did not use	272	36.71%
Total	741	



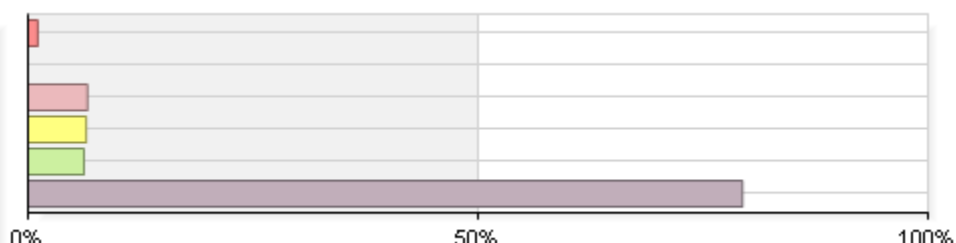
### 18. PEACC (violence prevention and outreach)

1 Very Dissatisfied	7	0.94%
2 Dissatisfied	2	0.27%
3 Neutral	57	7.69%
4 Satisfied	67	9.04%
5 Very Satisfied	51	6.88%
6 Did not use	557	75.17%
Total	741	



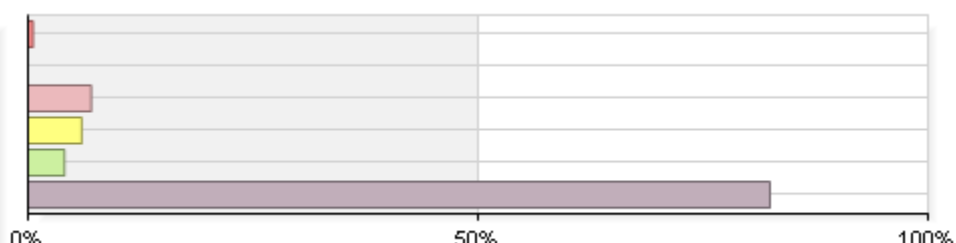
### 19. Office for Lesbian, Gay, Bisexual, & Transgender Services

1 Very Dissatisfied	8	1.08%
2 Dissatisfied	2	0.27%
3 Neutral	49	6.60%
4 Satisfied	48	6.47%
5 Very Satisfied	46	6.20%
6 Did not use	589	79.38%
Total	742	



### 20. Women's Center

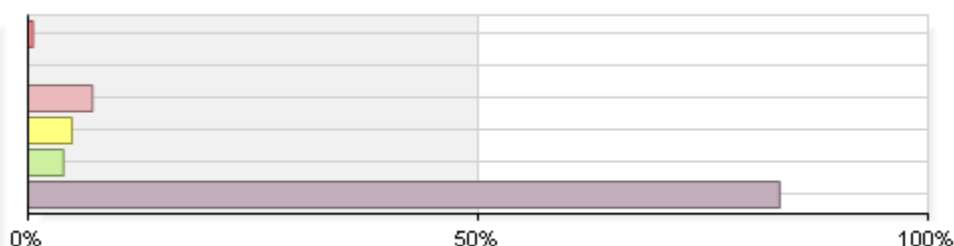
1 Very Dissatisfied	4	0.54%
2 Dissatisfied	0	0.00%
3 Neutral	52	7.03%
4 Satisfied	44	5.95%
5 Very Satisfied	30	4.05%
6 Did not use	610	82.43%
Total	740	



## Rate your level of satisfaction with the following student services (continued)

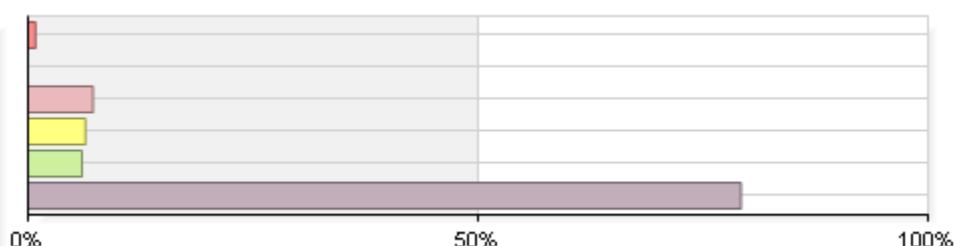
### 21. Women 4 Women group

1 Very Dissatisfied	4	0.54%
2 Dissatisfied	0	0.00%
3 Neutral	53	7.16%
4 Satisfied	36	4.86%
5 Very Satisfied	29	3.92%
6 Did not use	618	83.51%
Total	740	



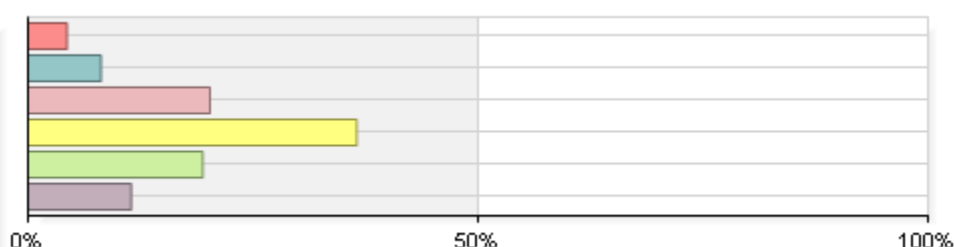
### 22. Disability Resource Center

1 Very Dissatisfied	6	0.82%
2 Dissatisfied	3	0.41%
3 Neutral	53	7.20%
4 Satisfied	47	6.39%
5 Very Satisfied	44	5.98%
6 Did not use	583	79.21%
Total	736	



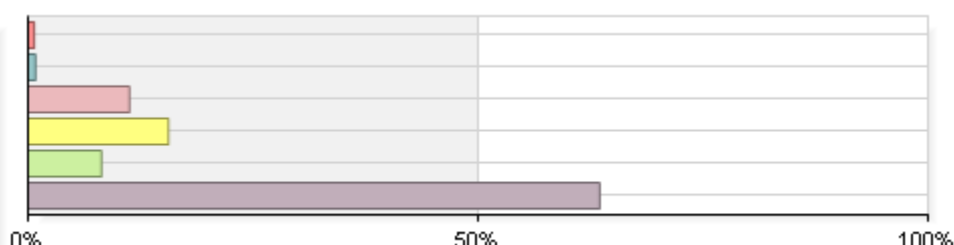
### 23. UofL Bookstore

1 Very Dissatisfied	32	4.31%
2 Dissatisfied	60	8.09%
3 Neutral	150	20.22%
4 Satisfied	271	36.52%
5 Very Satisfied	144	19.41%
6 Did not use	85	11.46%
Total	742	



### 24. Off Campus Student Services

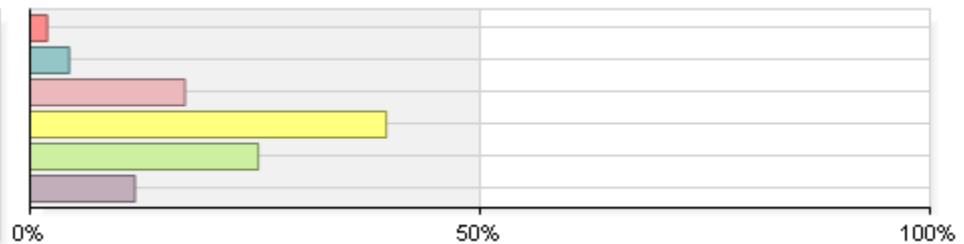
1 Very Dissatisfied	5	0.68%
2 Dissatisfied	6	0.81%
3 Neutral	83	11.26%
4 Satisfied	115	15.60%
5 Very Satisfied	60	8.14%
6 Did not use	468	63.50%
Total	737	



## Rate your level of satisfaction with the following student activities and programs (UofL-sponsored)

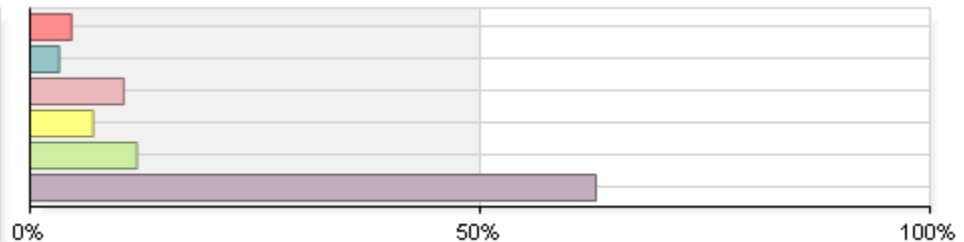
### 1. Opportunities to make friends

1 Very Dissatisfied	14	1.90%
2 Dissatisfied	32	4.34%
3 Neutral	127	17.21%
4 Satisfied	292	39.57%
5 Very Satisfied	187	25.34%
6 Did not use	86	11.65%
Total	738	



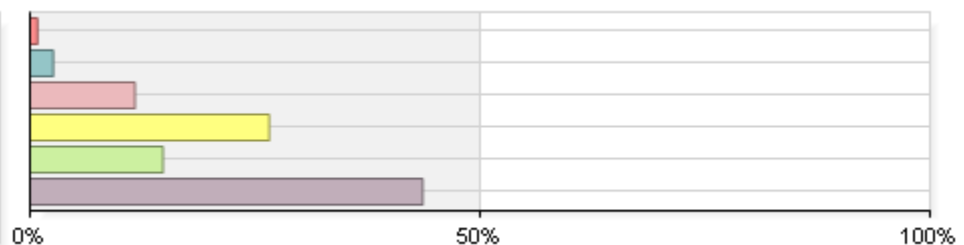
### 2. Greek organizations

1 Very Dissatisfied	34	4.59%
2 Dissatisfied	24	3.24%
3 Neutral	77	10.39%
4 Satisfied	52	7.02%
5 Very Satisfied	88	11.88%
6 Did not use	466	62.89%
Total	741	



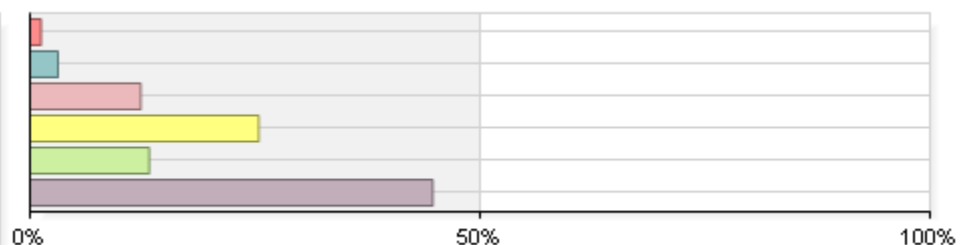
### 3. Community service or volunteer work

1 Very Dissatisfied	6	0.81%
2 Dissatisfied	19	2.57%
3 Neutral	86	11.65%
4 Satisfied	196	26.56%
5 Very Satisfied	109	14.77%
6 Did not use	322	43.63%
Total	738	



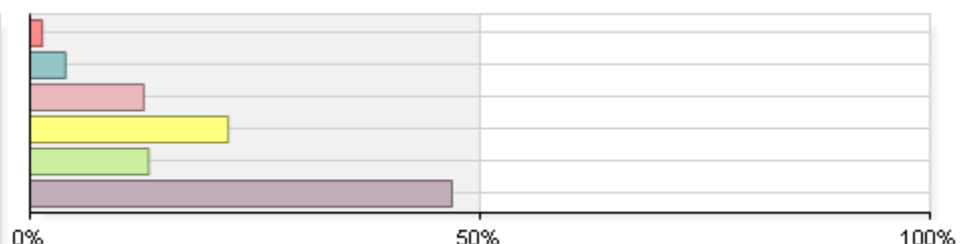
### 4. Student Activities Board-sponsored events

1 Very Dissatisfied	9	1.22%
2 Dissatisfied	23	3.11%
3 Neutral	91	12.30%
4 Satisfied	188	25.41%
5 Very Satisfied	98	13.24%
6 Did not use	331	44.73%
Total	740	



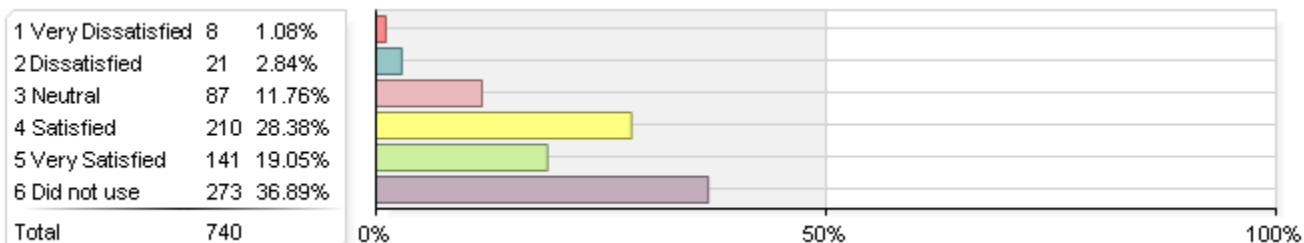
### 5. Leadership development opportunities

1 Very Dissatisfied	10	1.36%
2 Dissatisfied	29	3.94%
3 Neutral	93	12.64%
4 Satisfied	162	22.01%
5 Very Satisfied	97	13.18%
6 Did not use	345	46.88%
Total	736	

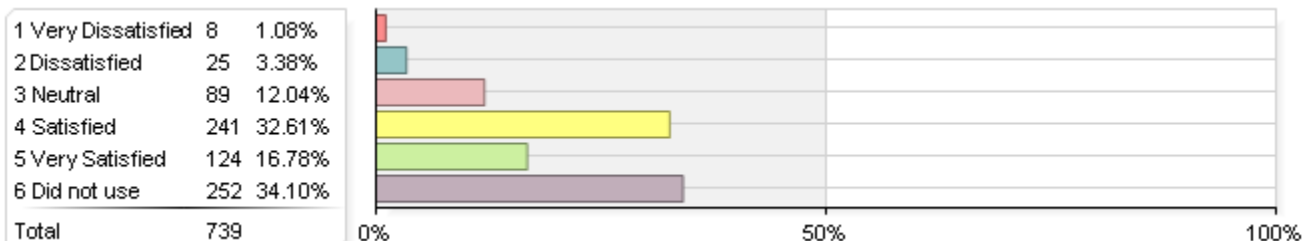


## Rate your level of satisfaction with the following student activities and programs (UofL-sponsored) (continued)

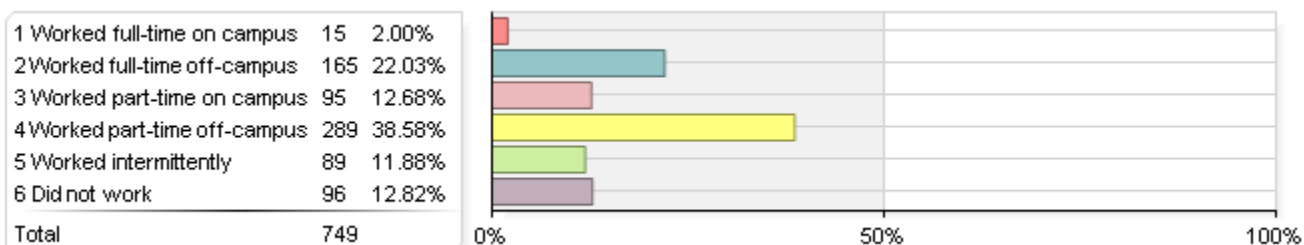
### 6. Recreational experience



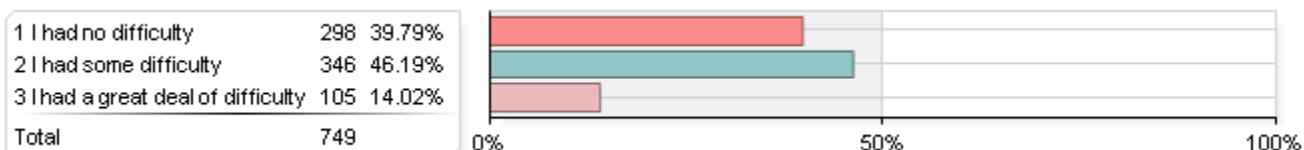
### 7. Student groups/organizations



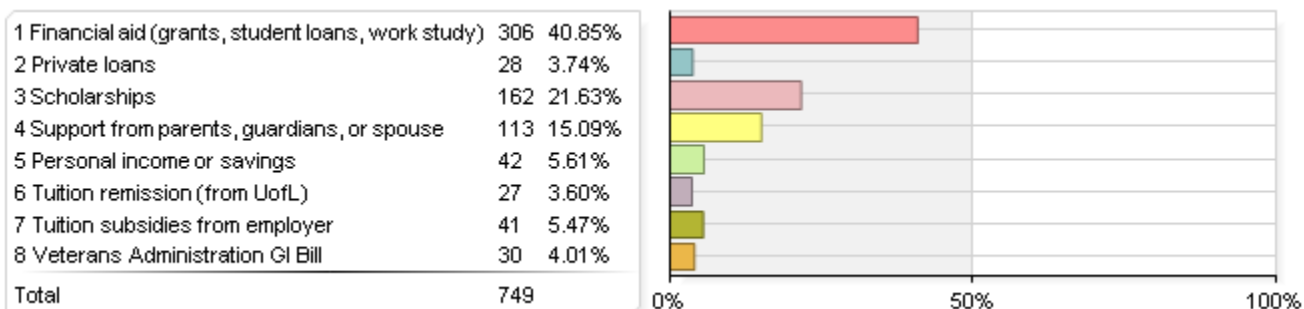
## Indicate your level of employment overall while attending UofL



## Indicate the level of difficulty you experienced with financing your education at UofL

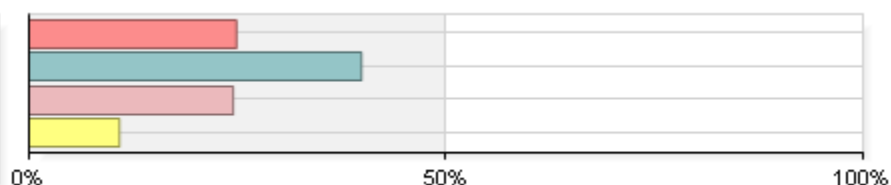


## Indicate the main financial resource you used to finance the majority of your educational expenses



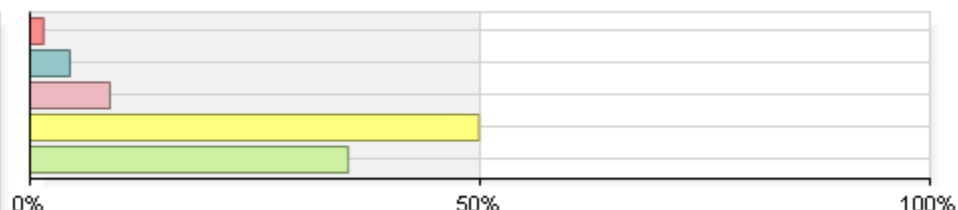
## Indicate the rank of UofL when you were initially choosing a college to attend

1 My only choice	186	24.87%
2 My first choice	298	39.84%
3 My second choice	183	24.47%
4 My third choice or lower	81	10.83%
Total	748	



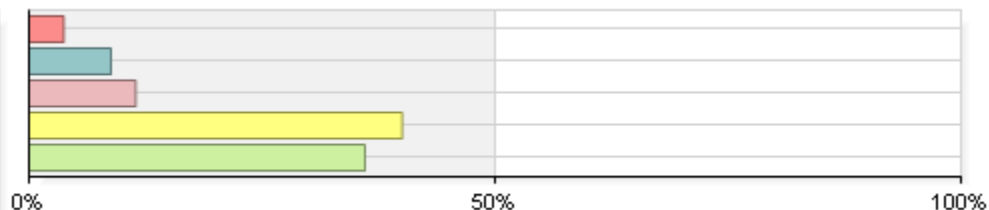
## Overall, indicate your level of satisfaction with your experiences at UofL

1 Very Dissatisfied	11	1.48%
2 Dissatisfied	33	4.44%
3 Neutral	66	8.87%
4 Satisfied	371	49.87%
5 Very Satisfied	263	35.35%
Total	744	



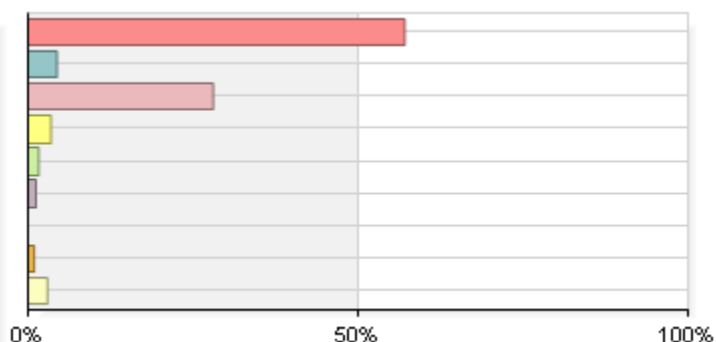
## If you could start college again, would you enroll at UofL?

1 Definitely not	28	3.72%
2 Probably not	66	8.78%
3 Unsure	86	11.44%
4 Probably yes	301	40.03%
5 Definitely yes	271	36.04%
Total	752	



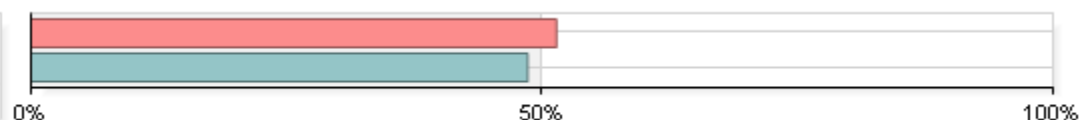
## What is most likely to be your principal activity upon graduation?

1 Employment , full-time paid	429	57.05%
2 Employment, part-time paid	33	4.39%
3 Graduate or professional school, full-time	211	28.06%
4 Graduate or professional school, part-time	26	3.46%
5 Additional undergraduate coursework	12	1.60%
6 Military service	9	1.20%
7 Volunteer activity (i.e. Peace Corps)	3	0.40%
8 Starting or raising a family	7	0.93%
9 Other	22	2.93%
Total	752	



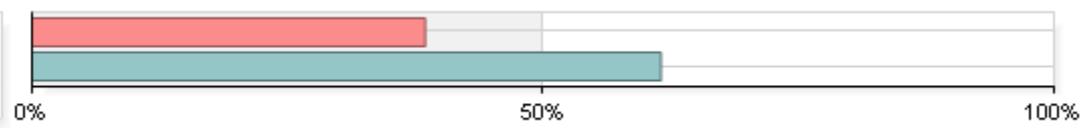
## Do you have a job after graduation?

1 No	386	51.40%
2 Yes	365	48.60%
Total	751	



## Is this job related to your undergraduate major?

1 No	140	38.46%
2 Yes	224	61.54%
Total	364	



**If you have a job after graduation, what is the name of firm or organization where you will be working?**

Comment
TSA
army
UPS
Louisville Metro Police Department
Buffalo Wild Wings
CEPEDA Associates Inc.
Marriott Downtown Cincinnati
baptist healthcare
Galt House
Ace Rent a Car franchise
Baptist Health Louisville
Norton Healthcare
Cummins
UPS
Congressman Todd Young's Office
Norton Healthcare- current employer
UPS
BAE Systems
Norton Hospital
composable systems
The Rawlings Group
Humana
The Pennsylvania State University
InspiriTec
Uspiritus
Forest Giant, Inc.
Humana
Babies R Us
Ford Motor Company
Harland Clarke
MedVenture Technology Corporation
West Virginia Power Baseball Club
Texas Christian University
nsjdkfns;
DuPont
Sherwin-Williams
My current position in the Kentucky Air National Guard - Full-time
United States Air Force
Louisville Bats
MODE

Norton Healthcare
Norton
Everyday Athletes
Qk4
Lowe's
Langan Engineering & Environmental Services
Norton Healthcare
Structural Services, Inc.
General Electric
Macys
Wouldn't you like to know, INC.
Ernst and Young
Vogt Power International
Kindred Healthcare
Teach For America, Indianapolis Public School System
Seven Counties Services
New Age Technologies
Chick Fil A
T-Mobile
Norton Women's and Kosair Children's Hospital in St. Matthews
KORT
UPS
tennis club
Norton
Kroger
UPS
University of Louisville On Campus Housing
University of Louisville hospital
Norton
Education at work
Veterna Health Administration
St. Joseph Children's Home
General Electric
PricewaterhouseCoopers, LLP
Tax Time, Inc.
hospital
Deloitte LLP
Disney College Program
Ford Motor Company Louisville Assembly Plant
Anthem
Codigo
I will stay with Norton Healthcare and attempt to change to a new path with degree.
Manning Publications
Actors theatre of louisville



Coca-Cola Refreshments
Baptist Health Paducah
Army
Maryhurst
PLS Logistics
USGS Sediment Lab
Shelbyville Rd VEt Clinic
UPS
Gresham, Smith & Partners
None of your business
Faurecia
White Greer & Maggard Orthodontics
Teach for America
UPS
Archdiocese of Louisville
Medcom, panama
Humana
American Airlines
Slugger Subs, Inc.
undecided
Kentucky Kingdom
Ingram Micro
Kentucky state reformatory Department of Corrections
Pretty Incredible Communications
Humana
Stryker medical device company
Denver Public Schools
Kentucky Higher Education Student Loan Corporation
University of Louisville
T&M associates
FedEx
Owensboro Health Regional Hospital
United States Department of Commerce
JCPS
USGS
Center for Women and Families
O'Bryan, Brown, and Toner
JCPS
Mediaocean
UofL Hospital
University Hospital
Mammoth Cave National Park
Kohl's
greenup county schools

University of Louisville
Graeter's Ice Cream
ORSACO
Social Security Administration
prefer not to say
Humana
The Louisville bats baseball club
Norton Healthcare
Jefferson County Public Schools
Studio 4 Design Solutions
family court
norton healthcare
Gilt Group
University of Louisville
KPMG, LLP
Spanish Ministry of Education
FitOrbit
St. Elizabeth Healthcare
Norton Healthcare
University of Louisville
Norton Healthcare- Audubon Hospital
Preschool
TJ Maxx
Crowe Horwath LLP
Ford
KYTC
Norton Healthcare
Humana
ADP
New Albany/Floyd County Schools
kate spade new york
Norton
Old Navy
MedVenture Technology Corporation
Time Warner Cable
University of Louisville
Norton Healthcare
UofL and Louisville Metro Government
Corn Island Archaeology
Neurodevelopmental sciences lab
Kentucky Kingdom
University of Louisville Hospital
Teach For America
Advanced Print Solutions

Already had the job prior to even attending your college.

J Gumbos

GE Appliances

Atlantic Coast Conference

Louisville tile

Louisville Mega Cavern

jefferson county public schools

KPMG

CFW Associated Engineers, INC.

Humana, Inc.

Gold Key Realty, LLC

Norton's

Louisville Central Community Centers, Inc.

Hooters

Our Lady of Peace

Signature Healthcare

Meijer Pharmacy

JCPS

UPS

YMCA

United Parcel Service

Faurecia

OHRH

Red e App

University of Louisville Hospital

City of Cincinnati

Owensboro Health Regional Hospital

Floyd County Sheriff's Dept.

Bardstown Road Animal Clinic

Entrepreneur

Republic National Distributing Company

LAC

Owensboro Health

JCPS

Physician Services & Solutions

A. Arnold World Class Relocation

Louisville Metro Police Department

Roedrer correctional complex

UofL

Jefferson Community & Technical College

Kentucky Organ Donor Affiliates

UPS

pnc bank

schneider electric

Home of the Innocents
UPS
Stepping Stones CDC
senor iguanas inc
Tom Drexler Plumbing, Air & Electric
Humana
Humana
Kentucky One Health University of Louisville Hospital
University of Louisville Ekstrom Library
US ARMY
gsIt house hotel
Houston Rockets
Lantech
Rue La La - Shepherdsville (On-line shopping)
I will be starting my own non-profit organization a shelter for Deaf and Hard of Hearing domestic abuse victims
ISIS, LLC
Planet fitness
New Albany Floyd County School Corporation
Baptist health
University of Louisville
Norton Healthcare
Humana
Walt Disney World
The Brook Hospital KMI
JCPS
Office of Circuit Court Clerk
Alpha Media
WalMart Pharmacy
Deyta & The Pacific Institute for Research & Evaluation
CHS Therapy
Elder Law of Louisville
Competitive Edge Gymnastics
Macaroni Grill
Bailey Law Office
UPS
University of Louisville Hospital
Baptist Health Louisville
BKD LLP
Ups
Baptist Health Louisville
University of Louisville Brandeis School of Law
tqi
Lakeside Seahawks
Self

General Electric
Baptist Health Louisville
Parkers Music Studio
O'Bryan, Brown & Toner, PLLC
Norton Healthcare
Rooibee Red Tea
UPS
Schneider Electric
Planet Fitness
Jefferson County Public Schools
Hospital
Honeywell
Yum! Brands
Owensboro Health Regional Hospital
UPS
University of Louisville Parking
UPS Worldport Freight Facility
Results Physiotherapy
Deaconess Hospital
Mountjoy Chilton and Medley CPAs
ESPN 680
University of Louisville Hospital
C&I Engineering
Atria Stony Brook Assisted Living
Jefferson County Public Schools
MCM
walmart
ADP
Office of the Comptroller of the Currency
RFX Technologies
Louisville Metro Government
UPS
Prominence
Georgetown aquatics
GE
St. Matthews Animal Clinic
Humana
St. Louis Cardinals minor league player
University of Louisville
Walmart
PNC

## If you have a job after graduation, what is your job title?

Comment
Security Officer
career counselor
Administrative
Traffic Commander Lieutenant
Cook
Mechanical Engineer
Hostess
registered nurse
Concierge
depends, could be Office Supervisor, Sales Supervisor, Marketing,
Registered Nurse
RN, ANM
Mechanical Development Engineer
package handler
Constituent Services Representative/Caseworker/Field Representative
Clinical physician trainer
Senior Subcontracts Administrator
Registered Nurse
junior developer
Auditor
Claims Specialisst
Military Marketing Associate
Customer Care Representative at HRC Contractor
Youth Care Worker
Interactive Developer
Learning Consultant
Price and Signage Team Member
Industrial Engineer
Performance Excellence/L&D Specialist
R&D Engineer Part-time
Box Office Intern
Athletic Facility Operations Graduate Assistant
dfksldfn
Process Engineer
Assistant Manager
Chief Enlisted Manager
Pararescue
Events and Marketing Coordinator
Junior Graphic Designer
Registered Nurse staff
Registered Nurse

Strength Coach
Graduate Engineer or EIT
CSA Pro Services
Environmental Engineer
Registered Nurse
Engineer In Training
Information Technology Leadership Program
Sales
Improvement Engineer
Assurance Associate
Product Engineer
Project Manager
Secondary Social Studies Teacher
Office Manager
Counselor
Project Manager
Assistant Director of Operations
Mechanical Engineer
Retail Sales Associate
Registered Nurse
Coach
Registerd Nurse
Co-Manager & Management Development Program
Loader
Graduate Hall Director
nurse
RN
Agent
Medical Support Assistant
Residential Youth Worker
Lead Analyst
Assurance Associate
Accountant
registered nurse
Tax Consultant I
Attractions
Assembly Associate
Actuarial Analyst
Marketing Specialist
Temporary file relocater
Stage management intern
Material Supply Manager
Registered Nurse
Infantry

Youth Counselor
Account Executive Trainee
Lab worker
Vet assistant
Package Handler
Transportation Engineer
None of your business
Finance Intern
ECE Teacher
Loader
Community outreach/special projects coordinator
Producer assistant
Communications Consultant
Lead Environmental Coordinator/ station agent
Accountant
undecided
Superiviosr
Senior Manager Operations
classification treatment officer
Traffic Manager
Reporting Analyst
ProCare specialist
Teacher
Administrative Services Branch Assistant Manager
Program Coordinator Sr.
GIS Analysts
Dock worker
Registered Nurse
Statistical Clerk
Teacher
Lab Tech
Crisis intervention advocate
File Clerk
Educator/Asst. Principal
Senior Systems Operator
registered nurse
RN
Visitor Use Assistant
Management Trainee
teacher
Graduate Teaching Assistant
Team Leader
Electrofishing intern
Service Representative



staff accountant
Frontline leader
Broadcast media
Nurse
Certified Classroom Teacher
entry designer
court clerk
Registered nurse
Industrial Engineering Intern
GTA in the Physics Department
Audit Associate
English Language Assistant
Wellness Coach
Registered Nurse
RN Residency Program for the Operating Room
Intramurals Assistant
Staff Nurse- BSN RN
Teacher
Key Carrier
Accounting auditor
Assembly worker
EIT
Registered Nurse
Analyst
Associate District Manger
Interpreter
RN
Associate Process Engineer
Lead, Tier III Technical Support
Program Coordinator Sr.
Registered Nurse
Nurse Manager and Deputy Coroner
Field Technician
Research assistant
Supervisor
RN
Teacher
Production
Paralegal
Food Runner
Financial Analyst
ACC Championships Intern
interior designer
Lead Zipline Guide

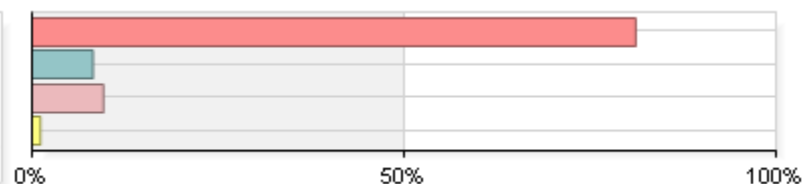
substitute teacher
Audit Associate
Chemical Engineer
Applications Engineer
President
RN
Youth Program Assistant
Mental Health Technician
Director of Care Management
Technician
Teacher
Membership specialist
Financial analyst
Junior plant controller
RN
Staff accountant
Marketing Coordinator
RN, BSN
R.N.
Officer
Veterinary Assistant
Entrepreneur
Chain Manager
membership manager
RN
School Secretary
Medical Coder
Driver, mover
POlice Recruit
Correctional Sergeant
Executive Administrative Associate
Assessment Coordinator, Southwest campus
Transplant Perfusionist
Part Time Supervisor
teller
data analysis associate
Supervisor
Package Handler
floater
server
Special Projects Manager
Technology Consultant
Business Analyst
RN

Student Assistant
Sergeant First Class
server
Inside sales
Procurement Engineer
Inbound Shipping Coordinator
Founder, CEO
Engineer
Assistant manager
Instructor
Registered nurse
Graduate Assistant
Registered Nurse Applicant
Analyst
Internship
Mental Health Associate
Head Start Bus Monitor
Deputy Clerk
Board Operator And route Tech
Pharmacy Technician
Client Services Administrator & Research Assistant
Rehab Technician
paralegal
Owner and coach
Server
Assistant
Administrative Assistant
Full-Time Nanny
RN
Registered Nurse
Frontline supervisor
Account payable clerk
Administrative Assistant
account Executive
Swim Coach/Team Administrator
Boss
CTP
Registered Nurse
Owner/Teacher
Paralegal
Registered Nurse
Sales Analyst
Supervisor
Regulated and Emerging Markets Associate

Personal Trainer
Registered Nurse
Software Specialist
Social Media Analyst
RN
Application Developer
Student Assistant
Part Time Supervisor
Support Staff
Registered Nurse
Assurance Associate
Marketing/On-Air
BSN Nurse
Power Systems Engineer II
Resident Service Assistant
Certified Substitute Teacher
Accountant
Inventory Managment
Client Service Specialist
Assistant National Bank Examiner
System Engineer
Legislative Assistant
analyst
Supervisor
Promotions Coordinator
Coach
Advertising Executive
Patient care team member
Mergers and Acquisitions Analyst
Pitcher
Program Assistant Senior
Account Executive
ACCEL Retail Development Consumer and Business Banking track

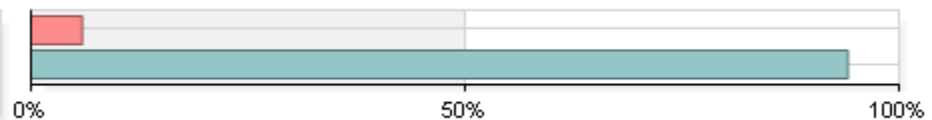
### If you have a job after graduation, where is your employer located?

1 Kentucky	288	81.13%
2 Illinois, Indiana, Ohio, Tennessee	29	8.17%
3 Other U.S. location	34	9.58%
4 Outside U.S.	4	1.13%
Total	355	



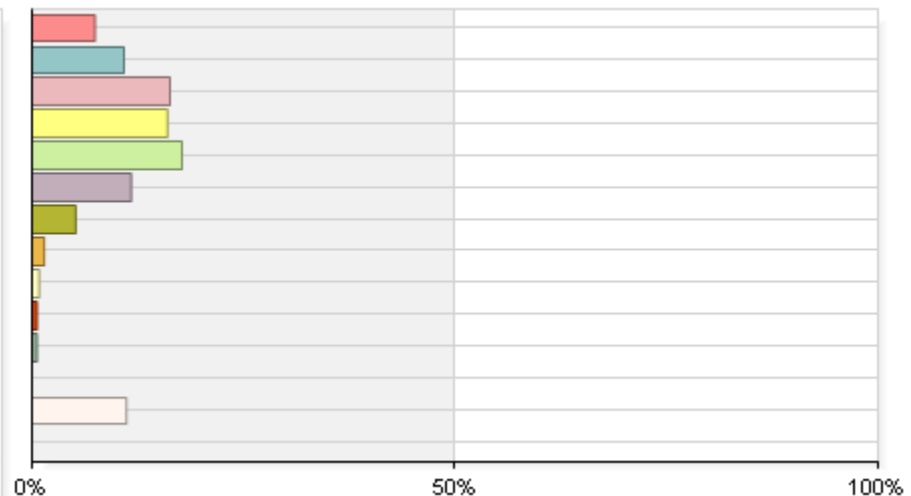
### If you have a job after graduation, how did you learn about your position?

1 Resource at UofL	2	5.88%
2 Resource not at UofL	32	94.12%
Total	34	




### If you have a job after graduation, please provide an estimate of the annual pre-tax salary you will earn.

1 Less than \$10,000	26	7.43%
2 \$10,000 - \$19,999	38	10.86%
3 \$20,000 - \$29,999	57	16.29%
4 \$30,000 - \$39,999	56	16.00%
5 \$40,000 - \$49,999	62	17.71%
6 \$50,000 - \$59,999	41	11.71%
7 \$60,000 - \$69,999	18	5.14%
8 \$70,000 - \$79,999	5	1.43%
9 \$80,000 - \$89,999	3	0.86%
10 \$90,000 - \$99,999	2	0.57%
11 \$100,000 - \$149,999	2	0.57%
12 \$150,000 or more	0	0.00%
13 Prefer not to answer	39	11.14%
14 Other, please specify	1	0.29%
Total	350	



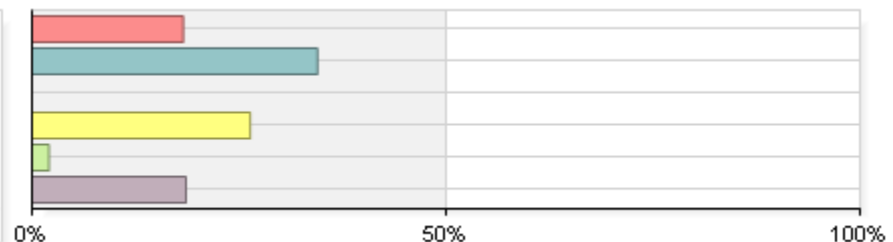
### From which of the following UofL resources did you learn of your position?

Job posting through UofL Career Services	13	11.11%
Job posting through unit-based Career Services (such as the COB Ulmer Career Management Services Center)	11	9.40%
UofL Career Fair	7	5.98%
Unit-based Career Fair (such as Career Fairs sponsored by the COB Ulmer Career Management Services Center)	3	2.56%
Recruiting through UofL Career Services	1	0.85%
Recruiting through unit-based Career Services (such as the COB Ulmer Career Management Services Center)	10	8.55%
Staff or faculty member at UofL	31	26.50%
My co-op or internship employer while still at UofL	24	20.51%
Other	17	14.53%
Respondent(s)	84	



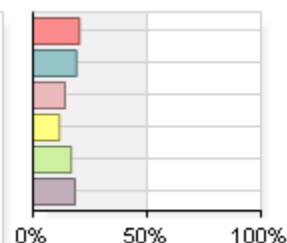
### From which of the following resources did you learn of your position?

Professional association	54	18.24%
Family or friend	102	34.46%
Newspaper advertisement	1	0.34%
Internet job posting	78	26.35%
Head hunter	6	2.03%
Other	55	18.58%
Respondent(s)	259	



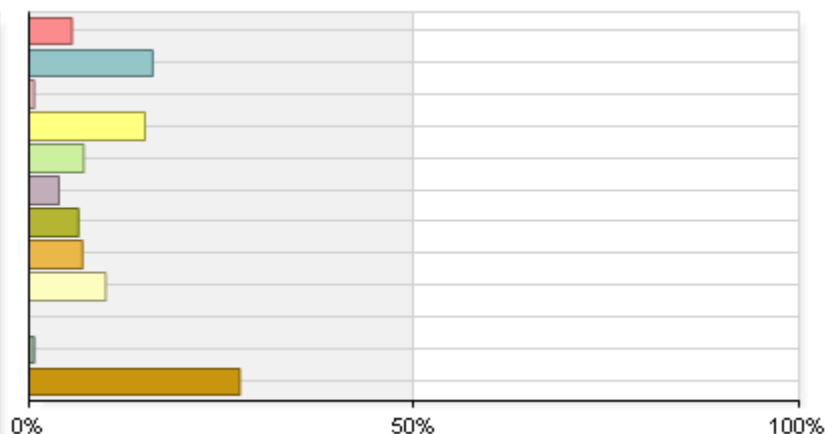
## Are you planning to attend graduate or professional school?

1 No, I do not plan to attend graduate or professional school	153	20.35%
2 Yes, I plan to attend graduate or professional school immediately after graduation	143	19.02%
3 Yes, I plan to attend graduate or professional school within six months after graduation	105	13.96%
4 Yes, I plan to attend graduate or professional school within 1 year after graduation	87	11.57%
5 Yes, I plan to attend graduate or professional school within 1-3 years after graduation	126	16.76%
6 Yes, I plan to attend graduate or professional school, but I do not know when I will begin	138	18.35%
Total	752	



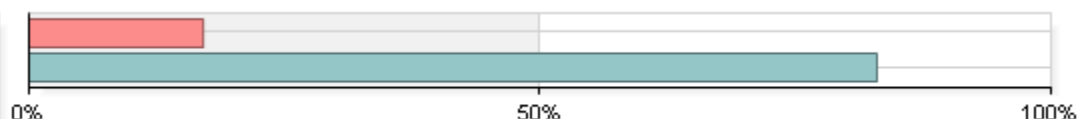
## If you will be attending graduate or professional school, what will be your field of study?

1 Biological & Physical Sciences	33	5.57%
2 Business	95	16.05%
3 Dentistry	4	0.68%
4 Education	89	15.03%
5 Engineering	42	7.09%
6 Humanities	23	3.89%
7 Law	38	6.42%
8 Medicine	41	6.93%
9 Social Sciences	59	9.97%
10 Theological School/Seminary	2	0.34%
11 Veterinary Medicine	4	0.68%
12 Other	162	27.36%
Total	592	



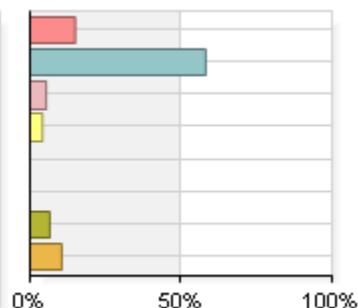
## Is this field related to your undergraduate major?

1 No	100	17.04%
2 Yes	487	82.96%
Total	587	



## If you are attending graduate or professional school, what degree will you be seeking?

1 M.B.A. (business)	87	14.92%
2 Other Master's (includes M.A., M.S., & any other degree with 'Master' in the title)	339	58.15%
3 L.L.B. or J.D. (law)	31	5.32%
4 M.D. or D.O. (medicine)	24	4.12%
5 D.D.S. (dentistry)	3	0.51%
6 D.V.M. (veterinary medicine)	0	0.00%
7 Ph.D. or Ed.D.	38	6.52%
8 Other	61	10.46%
Total	583	



## If you are attending graduate or professional school, what is the name of the institution you will be attending?

### Comment

Bellarmino

University of Louisville

researching this now.
University of Louisville
University of Louisville
J.B. Speed School of Engineering, University of Louisville
Yale University
Quality Leadership University (Maybe)
U of L Speed School of Engineering Industrial Engineering
University of Louisville
webster university
University of Louisville Kent School of Social Work
N/A
The Pennsylvania State University
UofL
UL
North Carolina State University
Liberty University
Kent School of Social Work
UofL
University of Louisville School of Medicine
university of louisville
University of Louisville
Unsure
UofL
Wright State University- Boonshoft School of Medicine
U of L
Not sure
N/A
Not decided
Kent school of social work
University of Louisville
University of Cumberland
U of L
U of L
I don't know
Brandeis School of Law
No sure yet!
NA
University of Louisville
U of L
communicative disorders
Unknown
uofl
University of Louisville
Alaska Pacific University

university of the cumberlands
JCTC
University of Louisville
Mount St. Joseph University
UofL
University of Louisville
San Diego State University
not sure
University of Louisville
UofL School of Medicine
School of Education/MAT Program
bellarmine
uofl
University of Louisville
Graduate School- Unsure
College of Business Masters in Accountancy
University of Louisville (Hopefully)
University of Louisville
University of utah
kent school
University of Louisville
Not sure as of right now... will be looking around
Kent School of Social Work
University of Louisville
University of Louisville School of Medicine
University of North Texas
UofL
I have not decided yet
University of Louisville School of medicine
Columbia University
UofL
U of L
Don't know yet
Michigan
University of Louisville
EKU
Human Resources
Undecided
University of North Carolina at Chapel Hill
University of Louisville School of Medicine
undecided
UofL
Indiana University Bloomington or University of Louisville
University of louisville



University of Louisville
University of Cincinnati
University of Kentucky College of Pharmacy
? Don't know
University of Louisville
Not UofL
ULSOM
I do not yet know
Kent School Of Social Work
Speed School, UofL
Hofstra University
University of Louisville
American university
I hope for U of L
University of Louisville
University of Louisville
University of Louisville
UofL
Undecided
unknown, possibly Bellarmine
university of louisville
University of Louisville
sullivan university college of pharmacy
IU southeast
University of Louisville
Univeristy of Louisville
Unsure. Likely Vanderbilt
Spalding
4 year university
university of Louisville
University of Louisville
University of Louisville
Not sure yet
University of Cincinnati
U of L
UofL business school
Eastern kentucky university
University of Louisville
don't know
University of Louisville
University of Southern Indiana
Campbellsville University
Norwegian University of Life Sciences
UofL

undecided
J.B. Speed School of Engineering
Morehead State University
unsure
University of Cincinnati
UofL
UofL
UL
University of Louisville School of Physiology and Biophysics
Not sure yet
Capella
Not sure yet
Undecided
University of Louisville
University of Louisville School of Medicine
N/A
University of Louisville
University of Louisville
University of Louisville
Nursing school
University of Louisville
Spalding University
undecided
Sullivan College of Pharmacy
Unknown at this time
Sullivan University
Sullivan
Brandeis
I don't know yet.
Auburn University
UofL
UofL
University of Louisville hopefully!
University of Louisville College of Education
University of Louisville
Brandeis Law School
Louisville
University of Louisville
University of Louisville
Unsure
University of Louisville
McKendree University
TBD
University of Louisville

UofL
Undecided. It depends on financial aid and scholarships obtained.
U of L
I do not know yet
Unknown
UofL
Louisville
UofL
University of Louisville
One for a Masters in Communications at UL
UofL
University of Louisville
Possibly the University of Florida
University of Louisville
UL most likely
I do not know
IUS
Georgia State University
WKU or possibly UofL
University of Central Florida
undecided as yet
IUPUI
Regent University
U of L
University of Louisville
U of L
University of Cincinnati
don't know
School of Education -Workforce Leadership
Texas Christian University
Not sure yet
University of Kentucky
.kf;dsllkjdf;l
University of Louisville
undecided
Qatar university, then another in the US (TBD)
Spalding University
UofL
University of Louisville
University of Louisville
University of Oregon
N/A
UofL
Bellarmine University

UNC
U of L
University of Louisville
University of Kentucky
Stevens Institute of Technology
The Ohio State University
UofL
Harvard
Universtiy Of Louisville
not decided
Marian University
Northern Kentucky University
unsure
University of Louisville
U of L Kent School
Northern Kentucky University or the University of Cincinatti
Kent School
Hopefully U of L, but I am unsure as of now
University of Louisville
Gallaudet University
University of Louisville School of Nursing
Texas Tech University
University of Alabama
I DONT KNOW YET AND THIS SURVEY IS POORLY DESIGNED
University of Louisville
I don't know.
University of Louisville
University of Louisville
NYU, University of Denver, or London School of Economics
Business School Vienna
UofL
University of Louisville
Kent School of Social Work
University of Louisville
Xavier University
University of Louisville
University of Louisville
UofL's Brandeis School of Law
Mc Kendree
Ohio State University
University of Louisville Brandies School of Law
University of Louisville, Kent School of Social Work
N/A
University of Louisville

University of Texas Austin
not yet decided
N/A
Unuversity of Louisville (hopefully)
University of Louisville, Kent School of Social Work
University of Louisville
University of Louisville
University of Illinois at Chicago
University of Louisville
UofL
University of Louisville
university of louisville
University of Louisville
University of Kentucky
JB Speed School
UofL School of Medicine
Unknown
Lynn University
Cumberland School of Law
University of Louisville
University of Louisville
U of L School of Music
UofL
UofL
Undecided
University of Louisville
University of Louisville
probably not U of L
University of Louisville
University of Kentucky College of Medicine
Western Kentucky University
Kent School of Social Work
University of Louisville
None of your business.
University of Louisville School of Medicine
UofL
no sure yet
uofl Kent school
N/A
University of Louisville
UofL
IED, italy
Bellarmino
U of L Kent school

University of Louisville

undecided

Indiana University Southeast

University of Louisville

**Are you a first generation college student (neither parents nor grandparents attended college)?**

1 No	483	64.23%
2 Yes	269	35.77%
Total	752	

