



Graduating Senior Survey AY 2016-17 Full Report - NO COMMENTS

Summer 2016, Fall 2016 & Spring 2017 combined

Project Audience 3034
Responses Received 959*
Response Ratio 31.61%

This report includes students who graduated from UofL in either Summer 2016, Fall 2016, or Spring 2017.

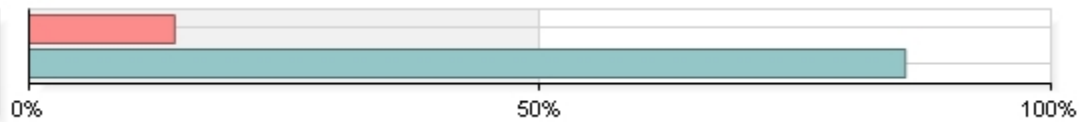
*Includes all students who began the survey, regardless of completion.

Prepared by IE Survey
Creation Date Wed, Nov 01, 2017



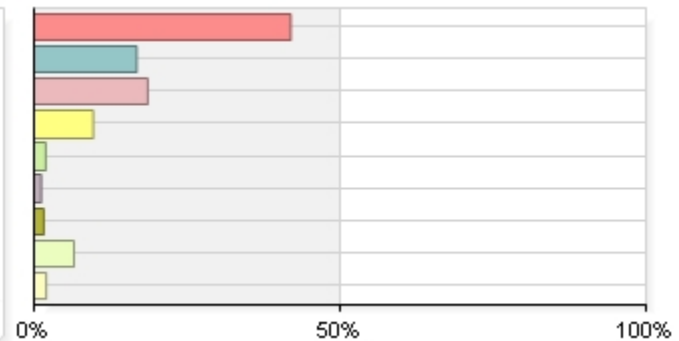
Are you graduating with more than one academic program?

1 Yes	136	14.24%
2 No	819	85.76%
Total	955	



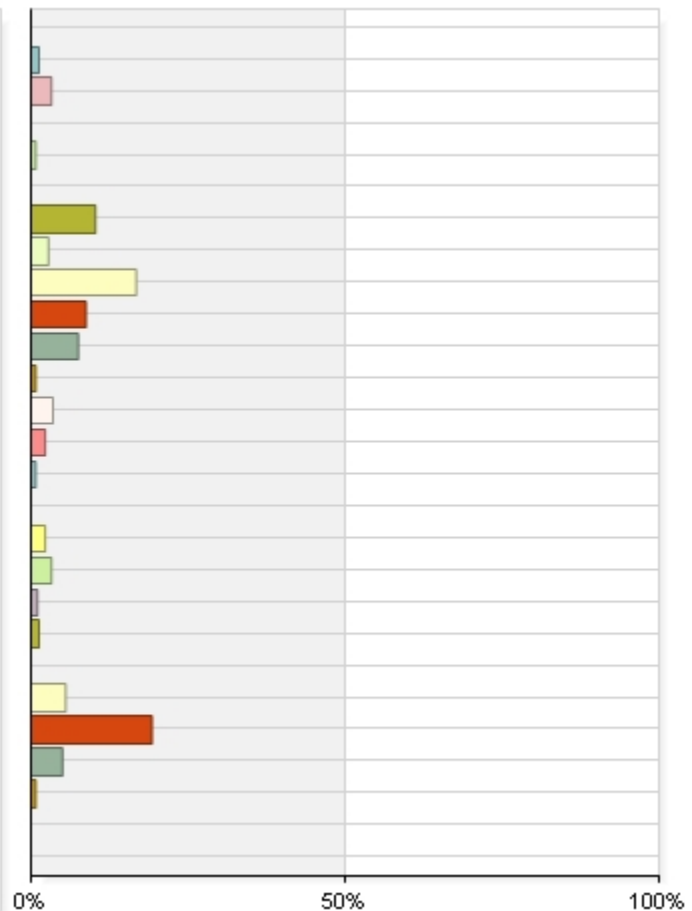
In what college/school is your academic program?

1 College of Arts & Sciences	400	41.93%
2 College of Business	160	16.77%
3 College of Education & Human Development	177	18.55%
4 J.B. Speed School of Engineering	92	9.64%
5 Kent School of Social Work	18	1.89%
6 School of Dentistry	11	1.15%
7 School of Music	15	1.57%
8 School of Nursing	62	6.50%
9 School of Public Health & Information Sciences	19	1.99%
Total	954	



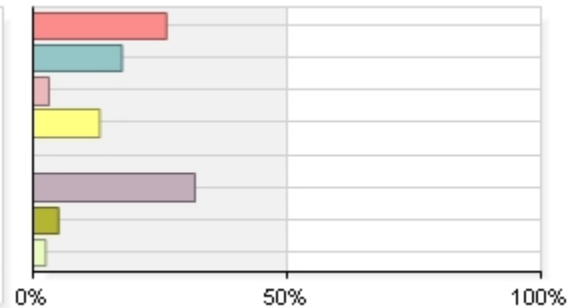
Please select your program from the College of Arts & Sciences programs listed below.

1 American Sign Language Interpreting Studies	2	0.50%
2 Anthropology	5	1.25%
3 Art	13	3.25%
4 Art History	2	0.50%
5 Asian Studies	3	0.75%
6 Atmospheric Science	2	0.50%
7 Biology	41	10.25%
8 Chemistry	11	2.75%
9 Communication	67	16.75%
10 Criminal Justice	35	8.75%
11 English	30	7.50%
12 French	3	0.75%
13 Geography & Geosciences	14	3.50%
14 History	9	2.25%
15 Humanities	3	0.75%
16 Latin American & Latino Studies	2	0.50%
17 Liberal Studies	9	2.25%
18 Mathematics	13	3.25%
19 Pan-African Studies	4	1.00%
20 Philosophy	5	1.25%
21 Physics	2	0.50%
22 Political Science	22	5.50%
23 Psychology	77	19.25%
24 Sociology	20	5.00%
25 Spanish	3	0.75%
26 Theatre Arts	2	0.50%
27 Women's & Gender Studies	1	0.25%
Total	400	



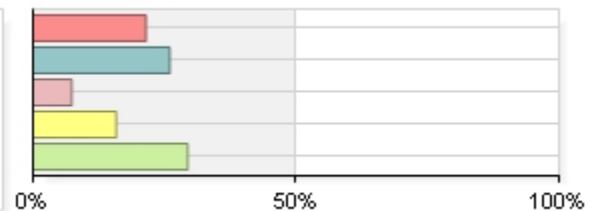
Please select your program from the College of Business programs below.

1 Business Administration in Accountancy	42	26.25%
2 Business Administration in Computer Information Systems	28	17.50%
3 Business Administration in Equine Business	5	3.13%
4 Business Administration in Finance	21	13.13%
5 Business Administration in Management	1	0.63%
6 Business Administration in Marketing	51	31.88%
7 Business Economics	8	5.00%
8 Economics	4	2.50%
Total	160	



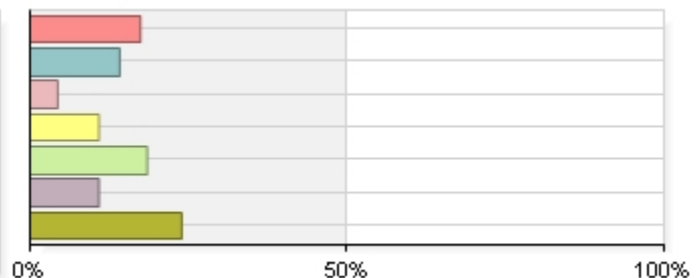
Please select your program from the College of Education & Human Development programs listed below.

1 Early Elementary Education (includes all content areas)	38	21.47%
2 Health and Human Performance	46	25.99%
3 Middle/Secondary Education (includes all content areas)	13	7.34%
4 Sports Administration	28	15.82%
5 Organizational Leadership & Learning (OLL)	52	29.38%
Total	177	



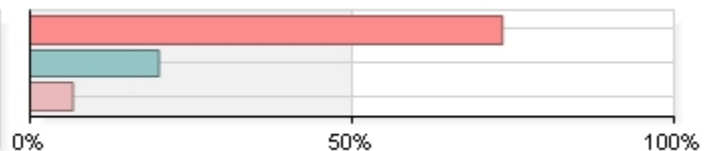
Please select your program from the J.B. Speed School of Engineering programs listed below.

1 Bioengineering	16	17.39%
2 Computer Engineering and Computer Science	13	14.13%
3 Civil Engineering	4	4.35%
4 Chemical Engineering	10	10.87%
5 Electrical Engineering	17	18.48%
6 Industrial Engineering	10	10.87%
7 Mechanical Engineering	22	23.91%
Total	92	



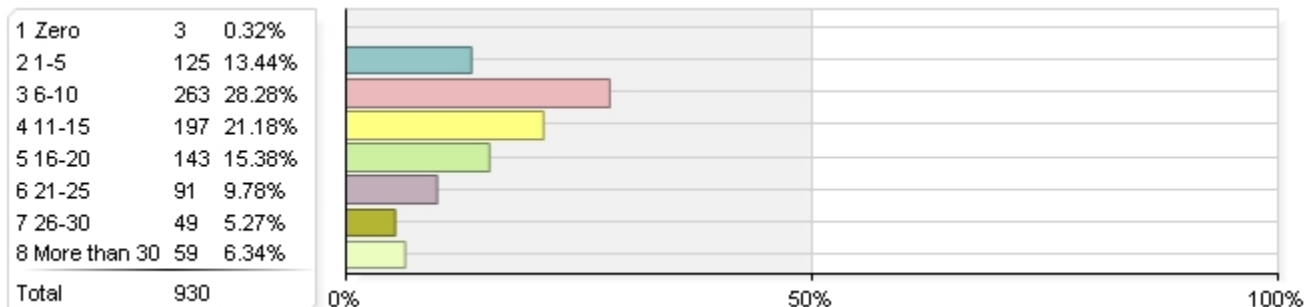
Please select your program from the School of Music programs listed below.

1 Music (includes all concentrations)	11	73.33%
2 Music Education (includes all concentrations)	3	20.00%
3 Music Therapy (includes all concentrations)	1	6.67%
Total	15	

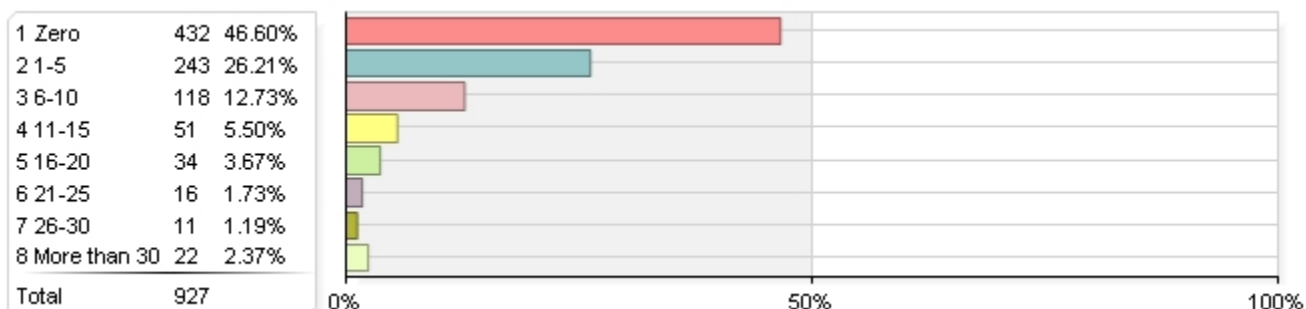


Please indicate the number of hours in an average 7-day week that you spend on the following activities.

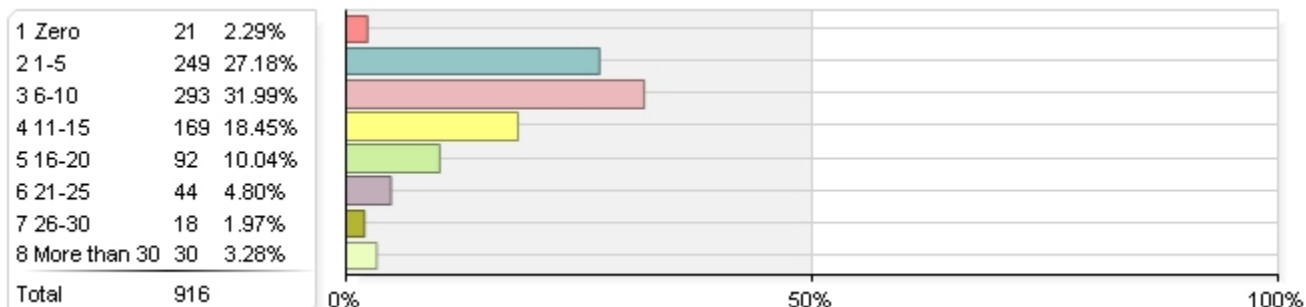
1. Preparing for class (studying, reading, writing, doing homework or lab work, analyzing data, rehearsing, attending tutoring or supplemental instruction, and/or other academic activities)



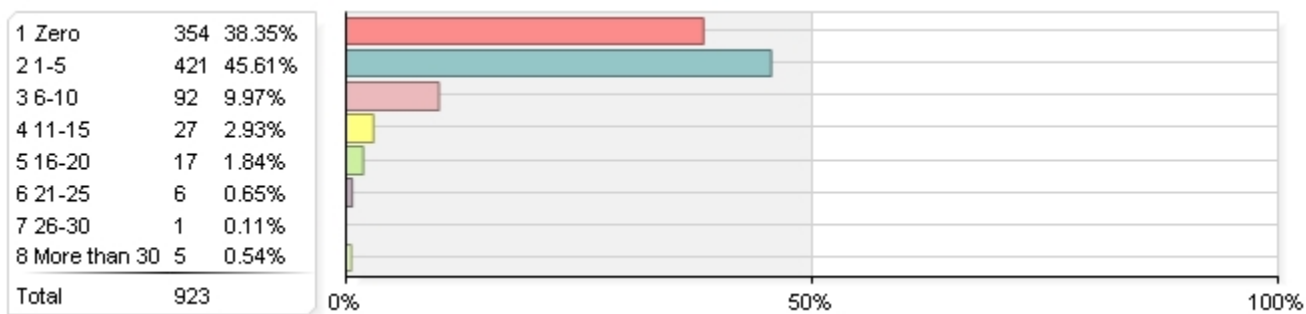
2. Participating in co-curricular activities (organizations, campus publications, student government, intercollegiate or intramural sports, etc.)



3. Relaxing and socializing (time with friends, videogames, TV, online)

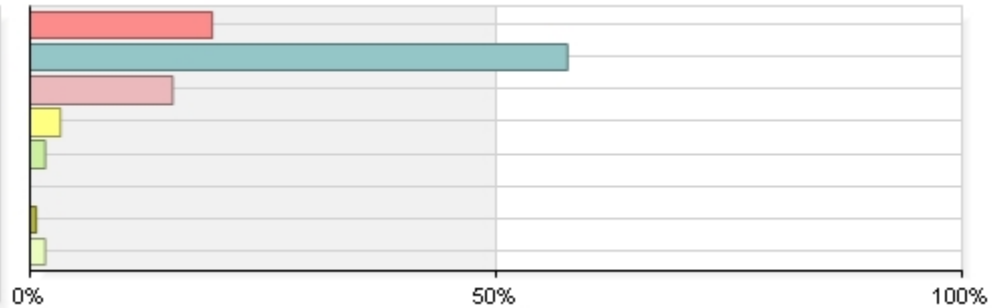


4. Doing community service or volunteer work



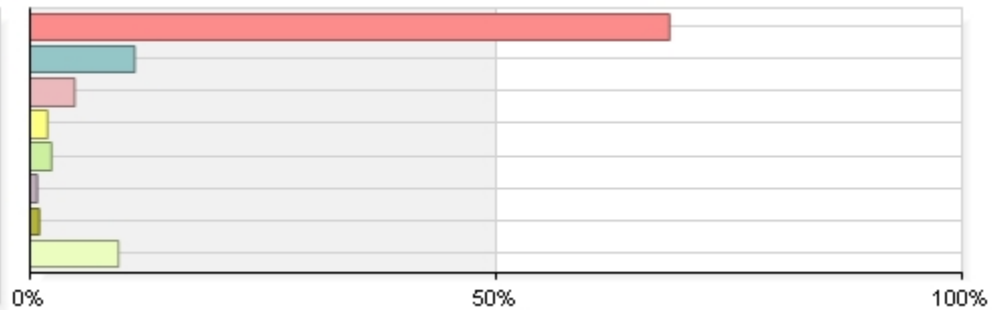
5. Commuting to campus

1 Zero	180	19.54%
2 1-5	531	57.65%
3 6-10	141	15.31%
4 11-15	30	3.26%
5 16-20	15	1.63%
6 21-25	3	0.33%
7 26-30	6	0.65%
8 More than 30	15	1.63%
Total	921	



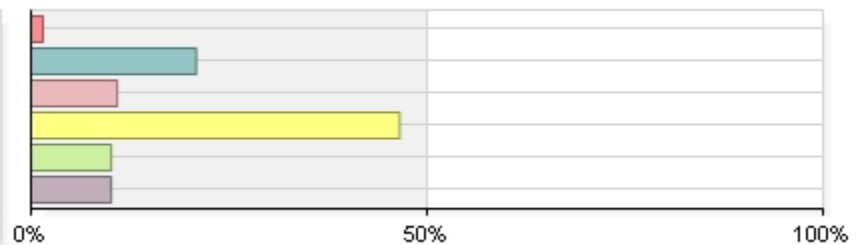
6. Providing care for dependents (children, parents, etc.)

1 Zero	629	68.59%
2 1-5	103	11.23%
3 6-10	44	4.80%
4 11-15	17	1.85%
5 16-20	21	2.29%
6 21-25	7	0.76%
7 26-30	9	0.98%
8 More than 30	87	9.49%
Total	917	



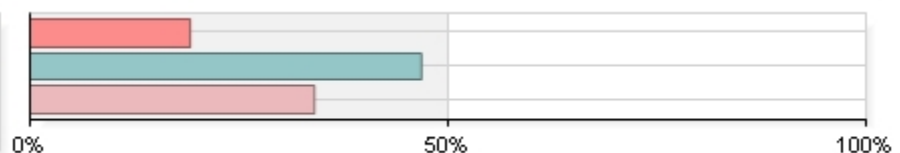
Indicate your level of paid employment overall while attending UofL.

1 Full-time work ON campus	14	1.51%
2 Full-time work OFF campus	194	20.86%
3 Part-time work ON campus	101	10.86%
4 Part-time work OFF campus	433	46.56%
5 Intermittent work	94	10.11%
6 No work	94	10.11%
Total	930	



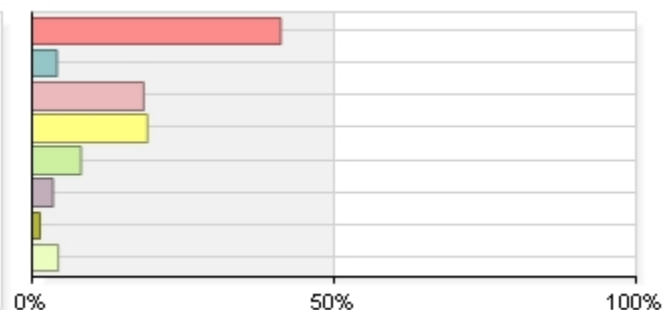
Indicate the level of difficulty with financing your education at UofL.

1 A great deal of difficulty	178	19.16%
2 Some difficulty	435	46.82%
3 No difficulty	316	34.02%
Total	929	

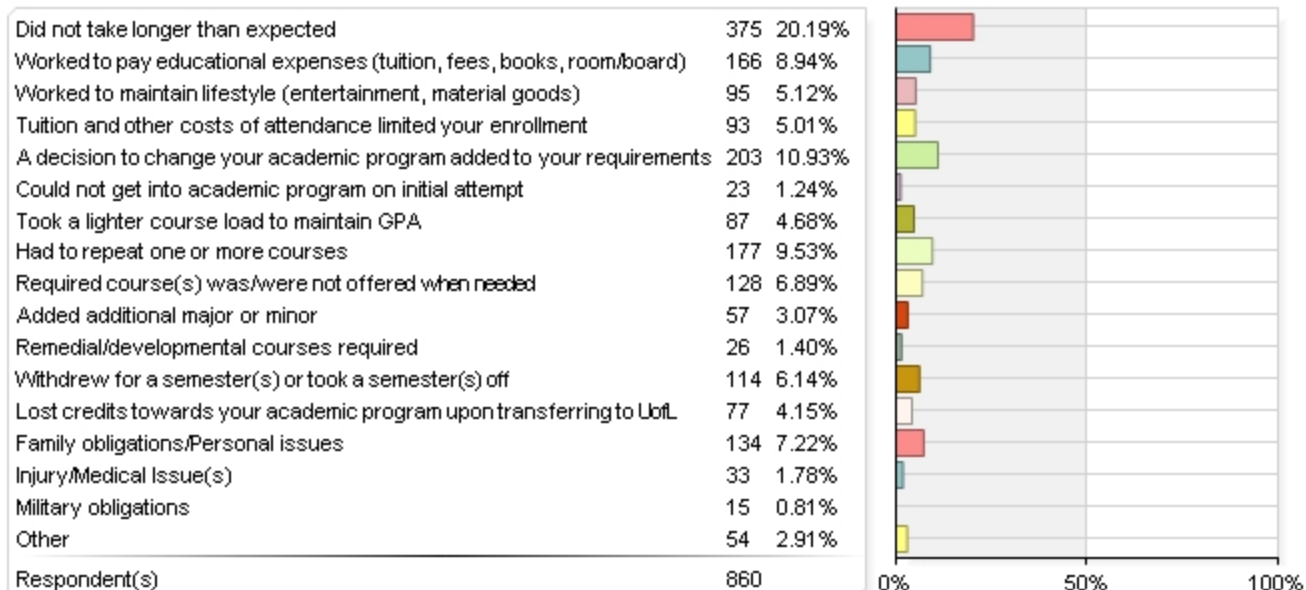


Indicate the main resource used to finance your educational expenses.

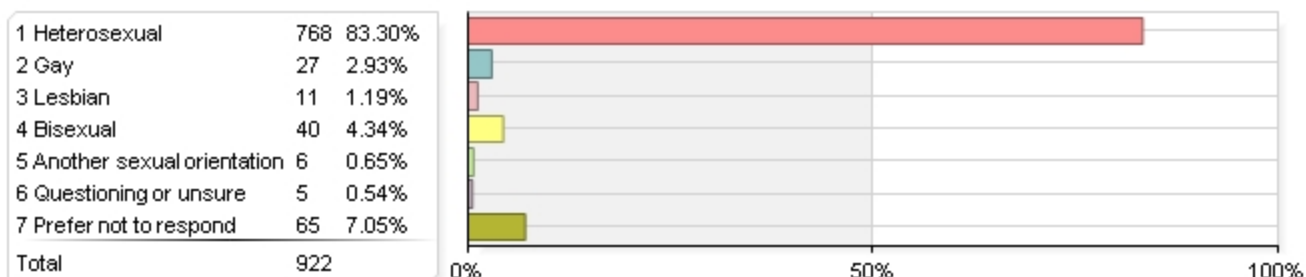
1 Financial aid (grants, student loans, work study)	381	41.14%
2 Private loans	38	4.10%
3 Scholarships	171	18.47%
4 Support from parents/guardians/significant other	177	19.11%
5 Personal income/savings	75	8.10%
6 Tuition remission (from UofL)	32	3.46%
7 Tuition waiver or subsidies	12	1.30%
8 Veterans administration GI Bill	40	4.32%
Total	926	




[QTitle]



Which of the following best describes your sexual orientation?

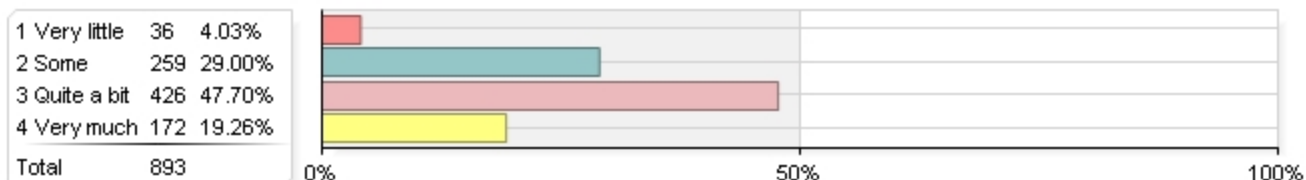


Are you a first generation college student (neither parents nor grandparents attended college)?



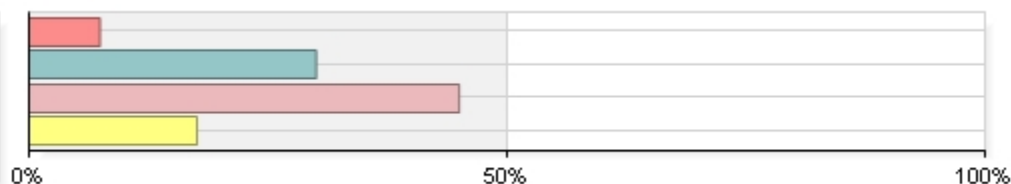
How much does UofL emphasize the following?

1. Spending significant amounts of time studying and on academic work



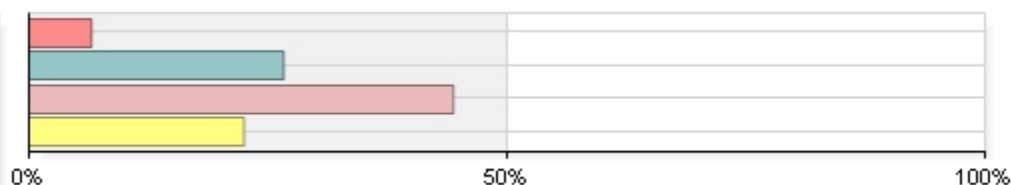
2. Providing support to help students succeed academically

1 Very little	66	7.42%
2 Some	267	30.03%
3 Quite a bit	400	44.99%
4 Very much	156	17.55%
Total	889	



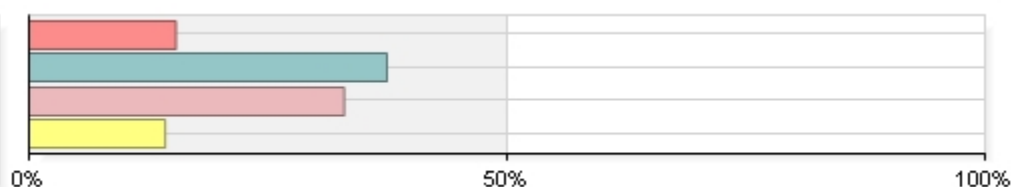
3. Using learning support services (tutoring services, Writing Center, etc.)

1 Very little	58	6.52%
2 Some	237	26.63%
3 Quite a bit	395	44.38%
4 Very much	200	22.47%
Total	890	



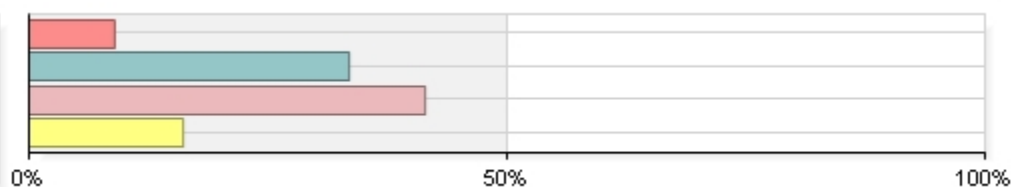
4. Encouraging contact among students from different backgrounds (social, racial/ethnic, religious, etc.)

1 Very little	137	15.36%
2 Some	334	37.44%
3 Quite a bit	294	32.96%
4 Very much	127	14.24%
Total	892	



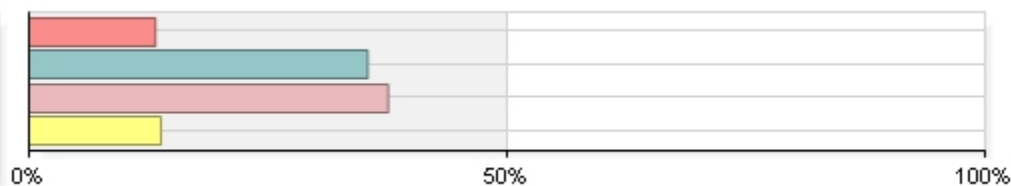
5. Providing opportunities to be involved socially

1 Very little	80	8.96%
2 Some	299	33.48%
3 Quite a bit	370	41.43%
4 Very much	144	16.13%
Total	893	



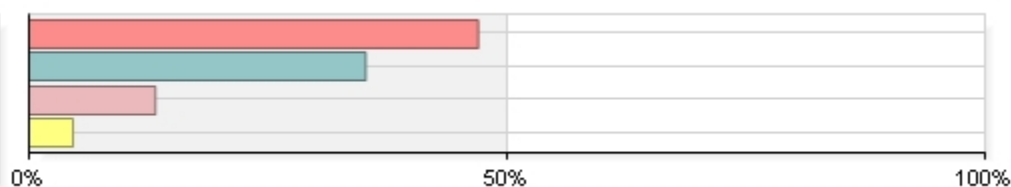
6. Providing support for your overall well-being (recreation, health care, counseling, etc.)

1 Very little	118	13.23%
2 Some	316	35.43%
3 Quite a bit	335	37.56%
4 Very much	123	13.79%
Total	892	



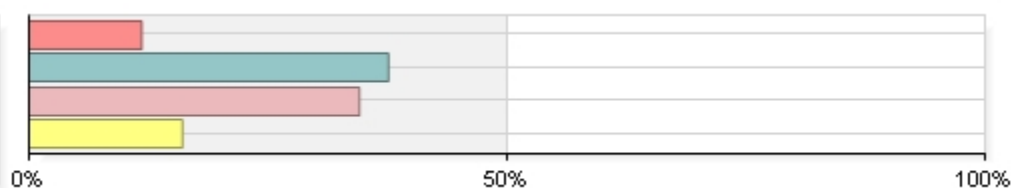
7. Helping you manage your non-academic responsibilities (work, family, etc.)

1 Very little	419	46.97%
2 Some	314	35.20%
3 Quite a bit	118	13.23%
4 Very much	41	4.60%
Total	892	



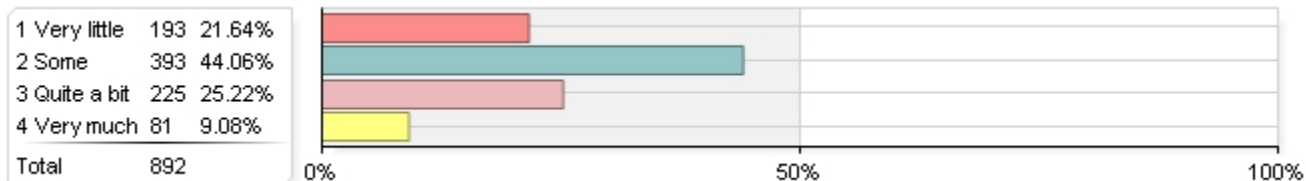
8. Attending campus activities and events (performing arts, athletic events, etc.)

1 Very little	105	11.78%
2 Some	335	37.60%
3 Quite a bit	308	34.57%
4 Very much	143	16.05%
Total	891	



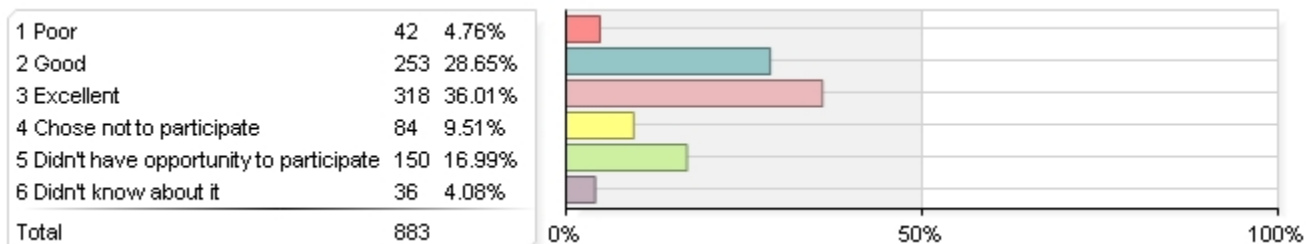
How much does UofL emphasize the following? (continued)

9. Attending events that address important social, economic, or political issues

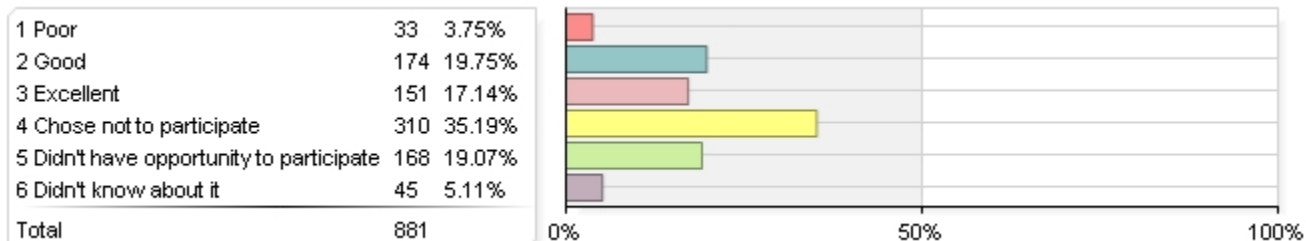


Please rate the quality of the following activities.

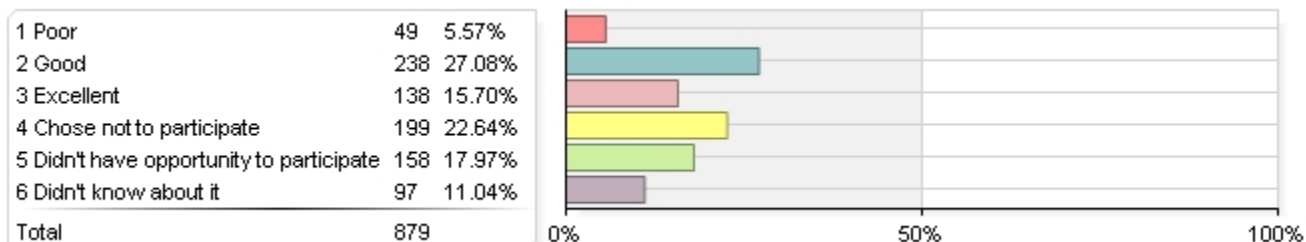
1. Practicum, internship, field experience, or clinical assignment



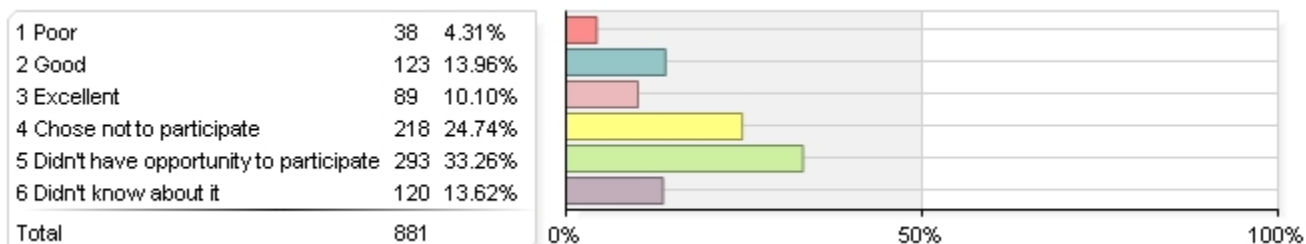
2. Hold a formal leadership role in a student organization or group



3. Community-based or service learning

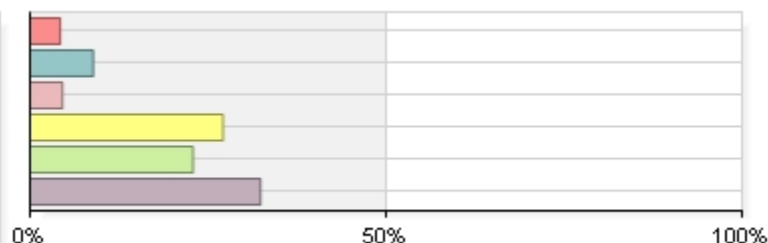


4. Work on a research project with a faculty member outside of courses or program requirements



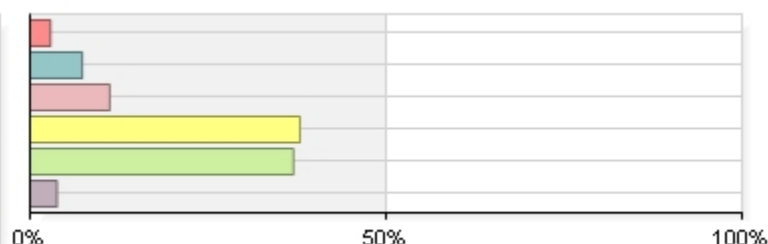
5. Living Learning Communities (LLC's)

1 Poor	37	4.21%
2 Good	78	8.88%
3 Excellent	40	4.56%
4 Chose not to participate	238	27.11%
5 Didn't have opportunity to participate	201	22.89%
6 Didn't know about it	284	32.35%
Total	878	



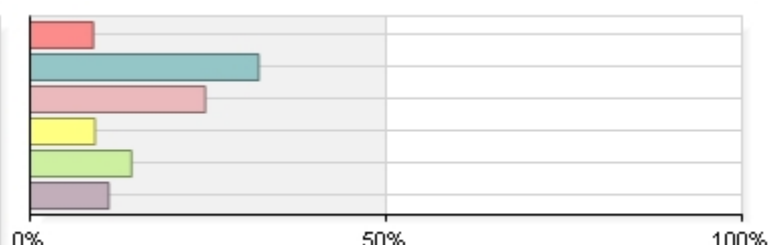
6. Study Abroad

1 Poor	25	2.85%
2 Good	64	7.31%
3 Excellent	98	11.19%
4 Chose not to participate	332	37.90%
5 Didn't have opportunity to participate	324	36.99%
6 Didn't know about it	33	3.77%
Total	876	



7. Culminating Undergraduate Experience (CUE) (Capstone course, senior project or thesis, comprehensive exam, etc.)

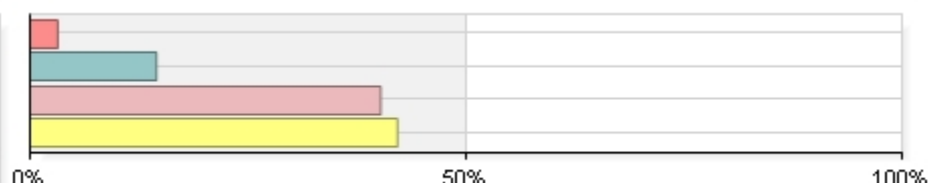
1 Poor	78	8.88%
2 Good	282	32.12%
3 Excellent	216	24.60%
4 Chose not to participate	80	9.11%
5 Didn't have opportunity to participate	125	14.24%
6 Didn't know about it	97	11.05%
Total	878	



Compared to your first year at UofL, how much progress have you made towards the following skills, knowledge, and personal development?

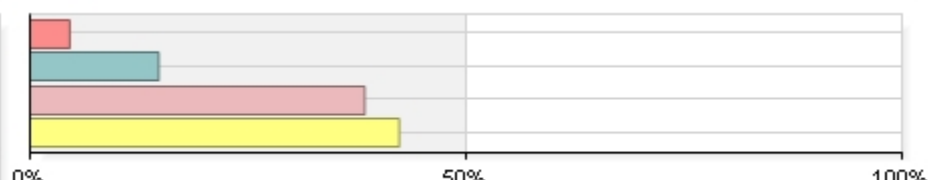
1. Writing clearly and effectively

1 No progress	28	3.17%
2 Slight progress	128	14.50%
3 Moderate progress	355	40.20%
4 Significant progress	372	42.13%
Total	883	



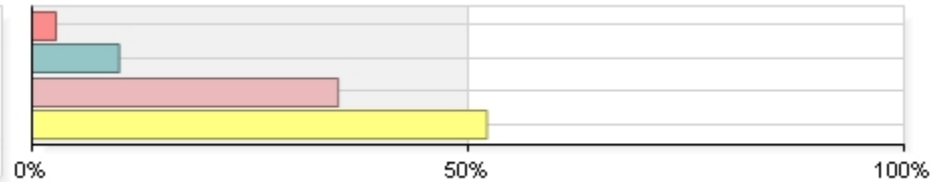
2. Speaking clearly and effectively

1 No progress	40	4.54%
2 Slight progress	130	14.76%
3 Moderate progress	338	38.37%
4 Significant progress	373	42.34%
Total	881	



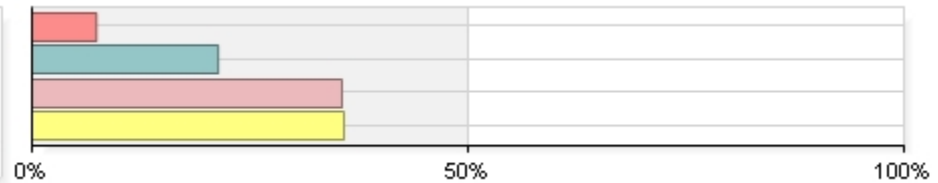
3. Thinking critically and analytically

1 No progress	24	2.73%
2 Slight progress	88	10.00%
3 Moderate progress	309	35.11%
4 Significant progress	459	52.16%
Total	880	



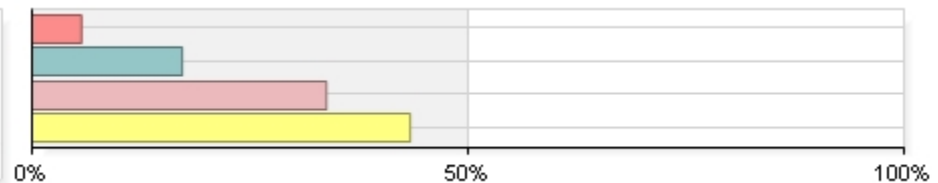
4. Analyzing numerical and statistical information

1 No progress	65	7.38%
2 Slight progress	188	21.34%
3 Moderate progress	313	35.53%
4 Significant progress	315	35.75%
Total	881	



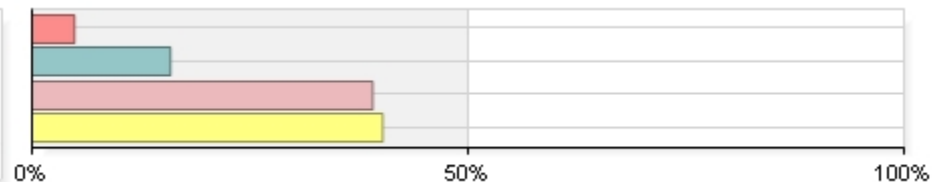
5. Acquiring job- or work-related knowledge and skills

1 No progress	50	5.66%
2 Slight progress	152	17.21%
3 Moderate progress	298	33.75%
4 Significant progress	383	43.37%
Total	883	



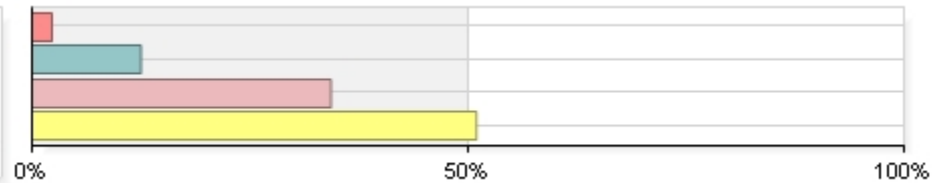
6. Working effectively with others

1 No progress	43	4.87%
2 Slight progress	140	15.86%
3 Moderate progress	345	39.07%
4 Significant progress	355	40.20%
Total	883	



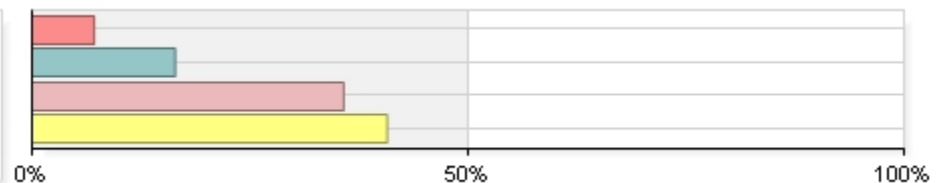
7. Learning effectively on your own

1 No progress	20	2.27%
2 Slight progress	110	12.49%
3 Moderate progress	302	34.28%
4 Significant progress	449	50.96%
Total	881	



8. Developing or clarifying a personal code of values and ethics

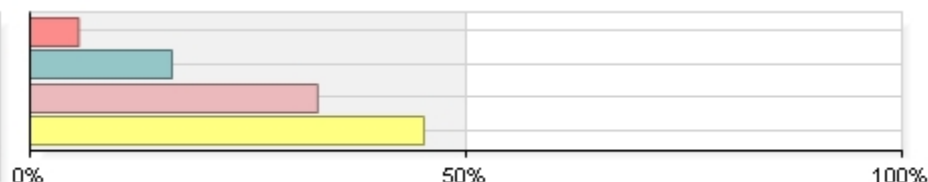
1 No progress	63	7.13%
2 Slight progress	145	16.40%
3 Moderate progress	316	35.75%
4 Significant progress	360	40.72%
Total	884	



Compared to your first year at UofL, how much progress have you made towards the following skills, knowledge, and personal development? (continued)

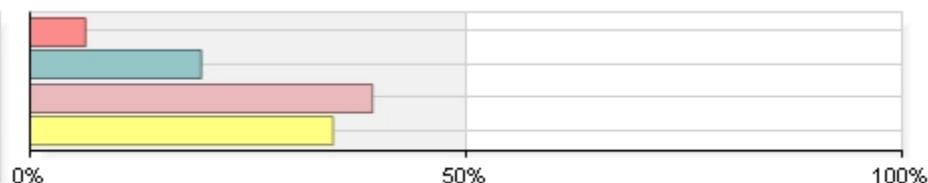
9. Understanding people of other backgrounds (economic, racial/ethnic, political, religious, nationality, etc.)

1 No progress	49	5.57%
2 Slight progress	143	16.27%
3 Moderate progress	290	32.99%
4 Significant progress	397	45.16%
Total	879	



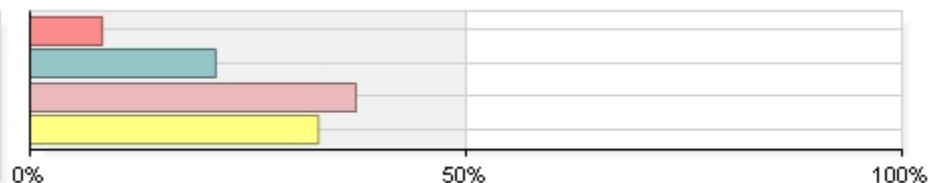
10. Solving complex real-world problems

1 No progress	56	6.36%
2 Slight progress	173	19.64%
3 Moderate progress	346	39.27%
4 Significant progress	306	34.73%
Total	881	



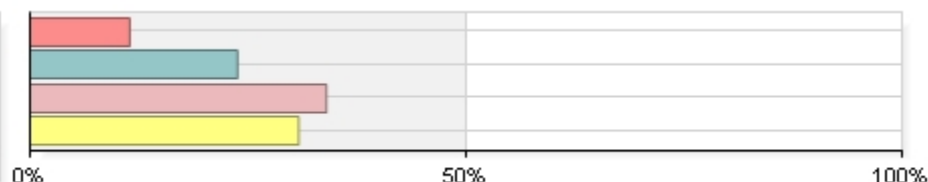
11. Being an informed and active citizen

1 No progress	73	8.27%
2 Slight progress	188	21.29%
3 Moderate progress	330	37.37%
4 Significant progress	292	33.07%
Total	883	



12. Improving computer information technology skills

1 No progress	101	11.44%
2 Slight progress	210	23.78%
3 Moderate progress	300	33.98%
4 Significant progress	272	30.80%
Total	883	



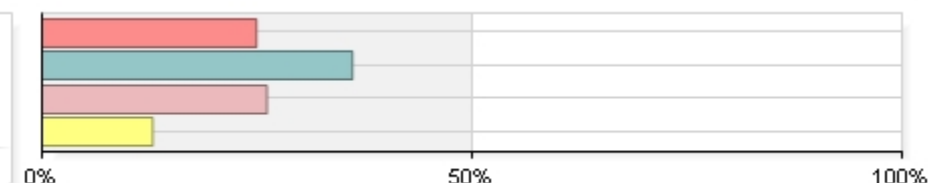
13. Appreciating the arts

1 No progress	158	17.87%
2 Slight progress	252	28.51%
3 Moderate progress	265	29.98%
4 Significant progress	209	23.64%
Total	884	



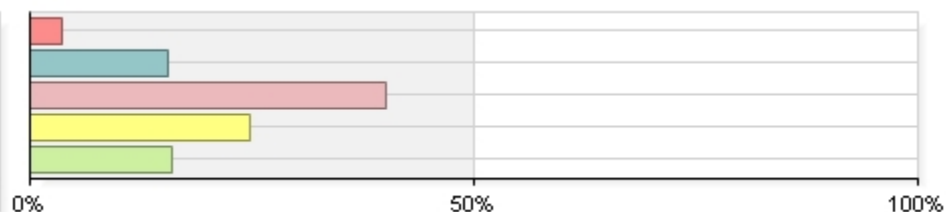
Indicate the rank of UofL when you were initially choosing a college to attend.

1 Only choice	221	24.92%
2 First choice	320	36.08%
3 Second choice	232	26.16%
4 Third choice or lower	114	12.85%
Total	887	



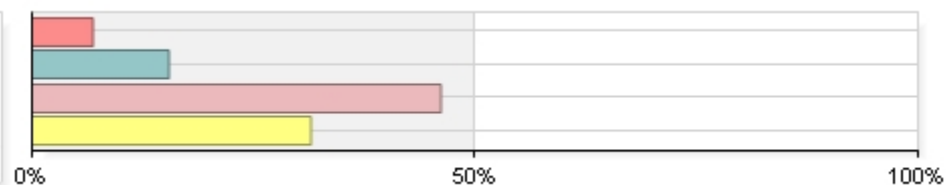
To what extent has UofL met your college education expectations?

1 Far below	32	3.60%
2 Moderately below	138	15.54%
3 Met expectations	356	40.09%
4 Moderately above	220	24.77%
5 Far above	142	15.99%
Total	888	



If you could start college again, how likely would you be to enroll at UofL?

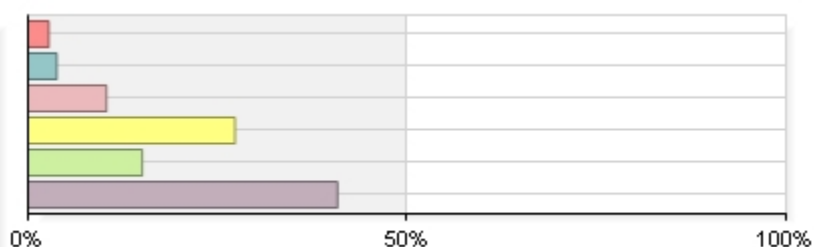
1 Extremely unlikely	61	6.88%
2 Unlikely	137	15.46%
3 Likely	409	46.16%
4 Extremely likely	279	31.49%
Total	886	



Rate your level of satisfaction with the following academic support services.

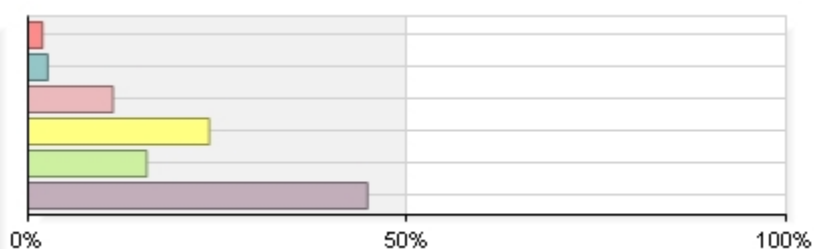
1. REACH (tutoring, math lab, supplemental instruction)

1 Very dissatisfied	23	2.71%
2 Dissatisfied	32	3.76%
3 Neither satisfied nor dissatisfied	88	10.35%
4 Satisfied	232	27.29%
5 Very satisfied	128	15.06%
6 Did not use	347	40.82%
Total	850	



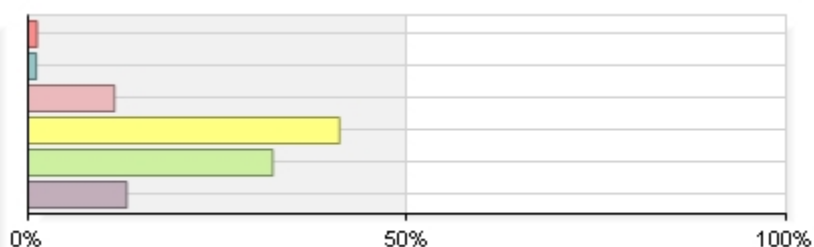
2. Writing Center

1 Very dissatisfied	16	1.88%
2 Dissatisfied	22	2.59%
3 Neither satisfied nor dissatisfied	95	11.19%
4 Satisfied	203	23.91%
5 Very satisfied	133	15.67%
6 Did not use	380	44.76%
Total	849	



3. UofL Libraries (reference librarians, front desk staff)

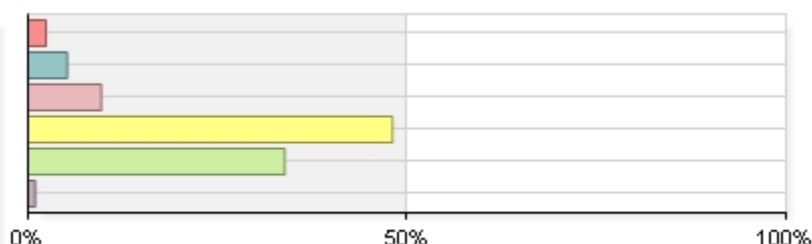
1 Very dissatisfied	10	1.17%
2 Dissatisfied	9	1.06%
3 Neither satisfied nor dissatisfied	97	11.38%
4 Satisfied	350	41.08%
5 Very satisfied	275	32.28%
6 Did not use	111	13.03%
Total	852	



Rate your level of satisfaction with the following academic support services. (continued)

4. Online resources (ULink, Blackboard, etc.)

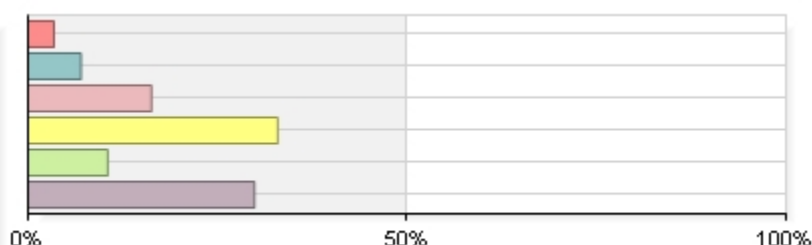
1 Very dissatisfied	20	2.35%
2 Dissatisfied	44	5.17%
3 Neither satisfied nor dissatisfied	82	9.64%
4 Satisfied	409	48.06%
5 Very satisfied	288	33.84%
6 Did not use	8	0.94%
Total	851	



Rate your level of satisfaction with the following physical spaces/facilities.

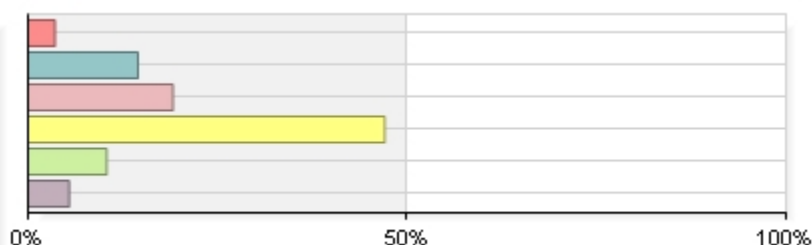
1. Lab facilities for health, natural and physical sciences

1 Very dissatisfied	29	3.42%
2 Dissatisfied	59	6.97%
3 Neither satisfied nor dissatisfied	138	16.29%
4 Satisfied	279	32.94%
5 Very satisfied	89	10.51%
6 Did not use	253	29.87%
Total	847	



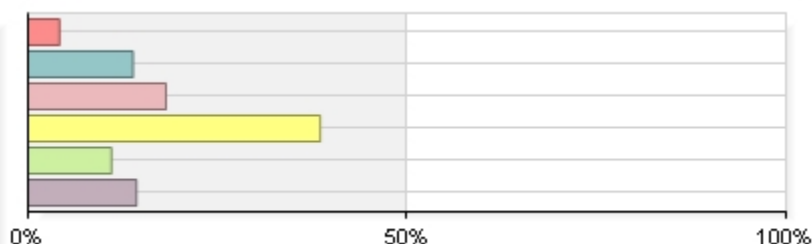
2. Classroom facilities

1 Very dissatisfied	30	3.54%
2 Dissatisfied	123	14.50%
3 Neither satisfied nor dissatisfied	162	19.10%
4 Satisfied	399	47.05%
5 Very satisfied	88	10.38%
6 Did not use	46	5.42%
Total	848	



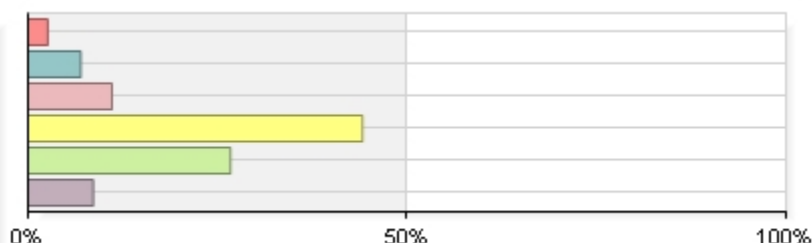
3. Student lounge areas

1 Very dissatisfied	35	4.14%
2 Dissatisfied	117	13.83%
3 Neither satisfied nor dissatisfied	154	18.20%
4 Satisfied	326	38.53%
5 Very satisfied	93	10.99%
6 Did not use	121	14.30%
Total	846	



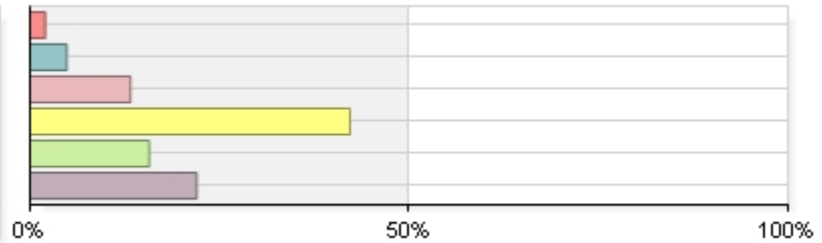
4. UofL Libraries (study areas, furniture, layout)

1 Very dissatisfied	22	2.59%
2 Dissatisfied	59	6.94%
3 Neither satisfied nor dissatisfied	94	11.06%
4 Satisfied	375	44.12%
5 Very satisfied	227	26.71%
6 Did not use	73	8.59%
Total	850	



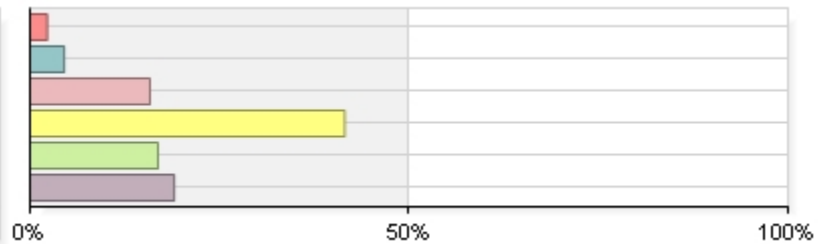
5. Computer labs

1 Very dissatisfied	17	2.01%
2 Dissatisfied	41	4.85%
3 Neither satisfied nor dissatisfied	112	13.24%
4 Satisfied	357	42.20%
5 Very satisfied	133	15.72%
6 Did not use	186	21.99%
Total	846	



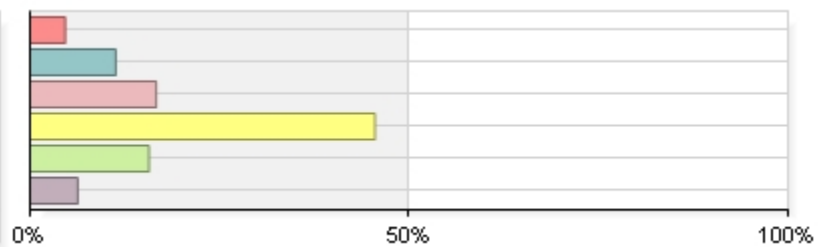
6. Outdoor recreational space (West Plaza, West Lawn, Humanities Quad, etc.)

1 Very dissatisfied	19	2.26%
2 Dissatisfied	38	4.52%
3 Neither satisfied nor dissatisfied	133	15.81%
4 Satisfied	349	41.50%
5 Very satisfied	142	16.88%
6 Did not use	160	19.02%
Total	841	



7. Outdoor traffic space (sidewalks, curb cuts, lighting, crosswalks, etc.)

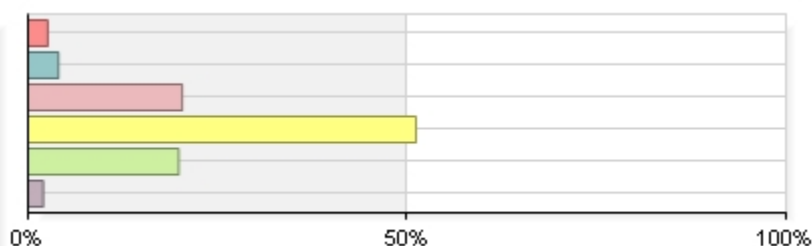
1 Very dissatisfied	39	4.63%
2 Dissatisfied	95	11.28%
3 Neither satisfied nor dissatisfied	140	16.63%
4 Satisfied	383	45.49%
5 Very satisfied	132	15.68%
6 Did not use	53	6.29%
Total	842	



Rate your level of satisfaction with the following student enrollment services.

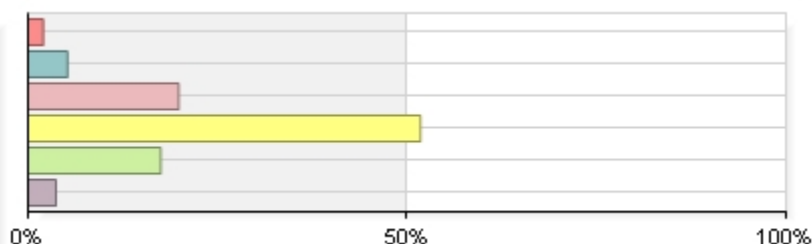
1. Admissions

1 Very dissatisfied	22	2.60%
2 Dissatisfied	34	4.02%
3 Neither satisfied nor dissatisfied	172	20.33%
4 Satisfied	433	51.18%
5 Very satisfied	168	19.86%
6 Did not use	17	2.01%
Total	846	



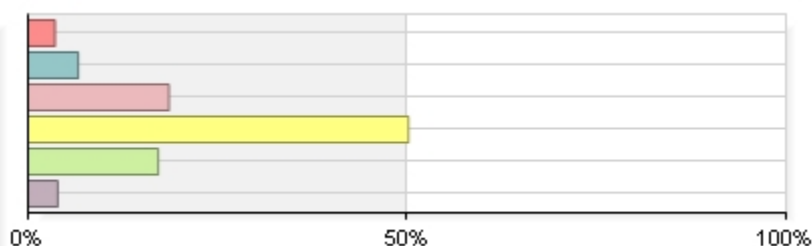
2. Registrar's Office

1 Very dissatisfied	17	2.01%
2 Dissatisfied	44	5.20%
3 Neither satisfied nor dissatisfied	168	19.86%
4 Satisfied	438	51.77%
5 Very satisfied	148	17.49%
6 Did not use	31	3.66%
Total	846	



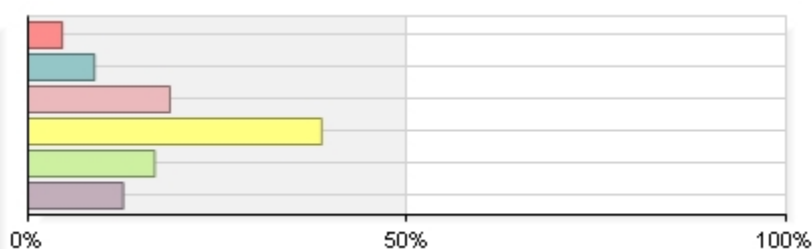
3. Bursar's Office

1 Very dissatisfied	30	3.55%
2 Dissatisfied	56	6.63%
3 Neither satisfied nor dissatisfied	157	18.58%
4 Satisfied	424	50.18%
5 Very satisfied	145	17.16%
6 Did not use	33	3.91%
Total	845	



4. Financial Aid Office

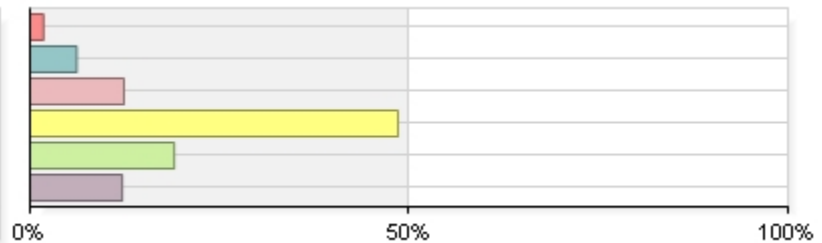
1 Very dissatisfied	38	4.50%
2 Dissatisfied	74	8.77%
3 Neither satisfied nor dissatisfied	158	18.72%
4 Satisfied	327	38.74%
5 Very satisfied	141	16.71%
6 Did not use	106	12.56%
Total	844	



Rate your level of satisfaction with the following student support services.

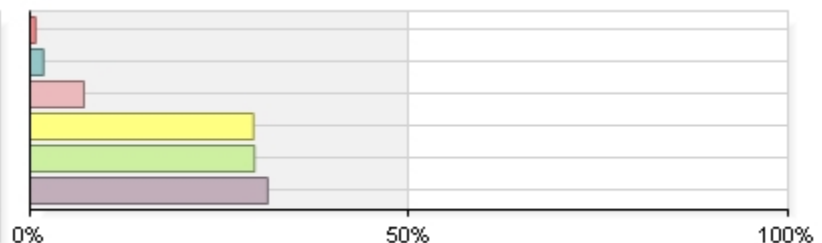
1. Student Activities Center (SAC)

1 Very dissatisfied	15	1.77%
2 Dissatisfied	52	6.14%
3 Neither satisfied nor dissatisfied	105	12.40%
4 Satisfied	411	48.52%
5 Very satisfied	161	19.01%
6 Did not use	103	12.16%
Total	847	



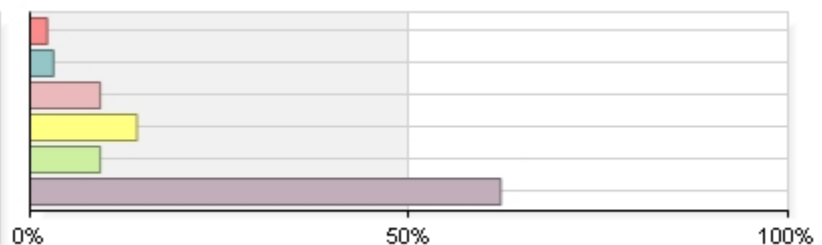
2. Recreation/intramural/fitness facilities

1 Very dissatisfied	6	0.71%
2 Dissatisfied	15	1.78%
3 Neither satisfied nor dissatisfied	60	7.10%
4 Satisfied	249	29.47%
5 Very satisfied	250	29.59%
6 Did not use	265	31.36%
Total	845	



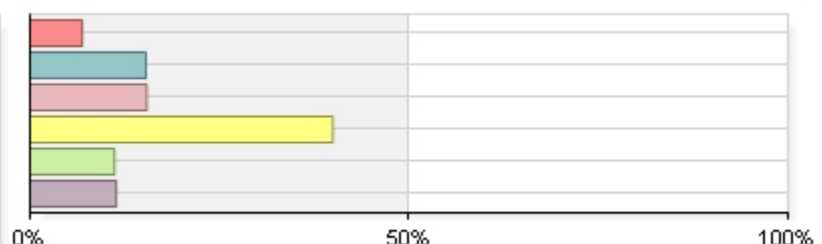
3. Counseling Center

1 Very dissatisfied	19	2.25%
2 Dissatisfied	26	3.08%
3 Neither satisfied nor dissatisfied	78	9.24%
4 Satisfied	119	14.10%
5 Very satisfied	78	9.24%
6 Did not use	524	62.09%
Total	844	



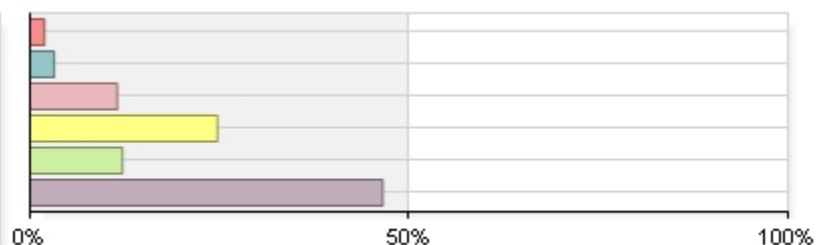
4. Campus Dining Services (Wendy's, Ville Grill, Papa Johns, Subway, etc.)

1 Very dissatisfied	58	6.87%
2 Dissatisfied	129	15.28%
3 Neither satisfied nor dissatisfied	130	15.40%
4 Satisfied	337	39.93%
5 Very satisfied	94	11.14%
6 Did not use	96	11.37%
Total	844	



5. Career Development Center

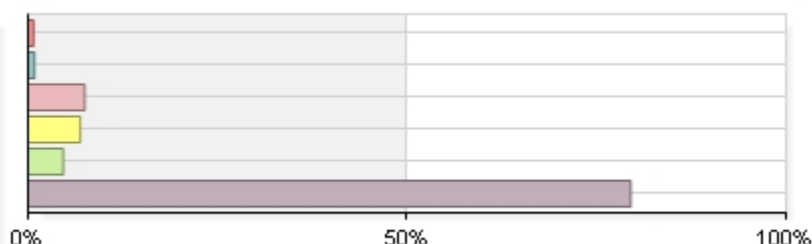
1 Very dissatisfied	16	1.89%
2 Dissatisfied	27	3.20%
3 Neither satisfied nor dissatisfied	97	11.48%
4 Satisfied	209	24.73%
5 Very satisfied	103	12.19%
6 Did not use	393	46.51%
Total	845	



Rate your level of satisfaction with the following student support services. (continued)

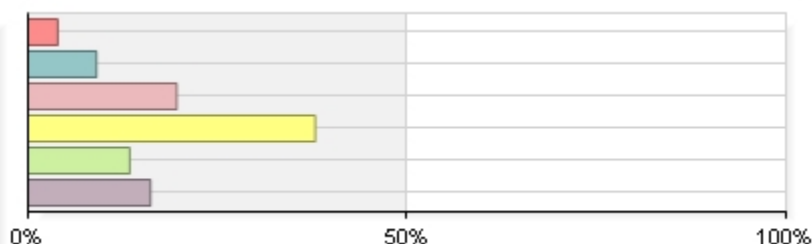
6. Disability Resource Center

1 Very dissatisfied	6	0.71%
2 Dissatisfied	7	0.83%
3 Neither satisfied nor dissatisfied	63	7.46%
4 Satisfied	58	6.87%
5 Very satisfied	39	4.62%
6 Did not use	671	79.50%
Total	844	



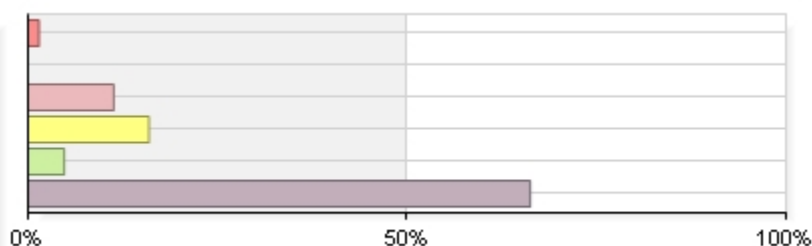
7. UofL Bookstore

1 Very dissatisfied	33	3.92%
2 Dissatisfied	76	9.03%
3 Neither satisfied nor dissatisfied	165	19.60%
4 Satisfied	319	37.89%
5 Very satisfied	113	13.42%
6 Did not use	136	16.15%
Total	842	



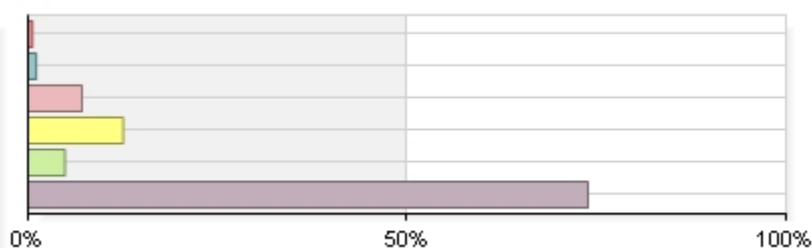
8. Off Campus Student Services

1 Very dissatisfied	12	1.43%
2 Dissatisfied	3	0.36%
3 Neither satisfied nor dissatisfied	95	11.30%
4 Satisfied	134	15.93%
5 Very satisfied	40	4.76%
6 Did not use	557	66.23%
Total	841	



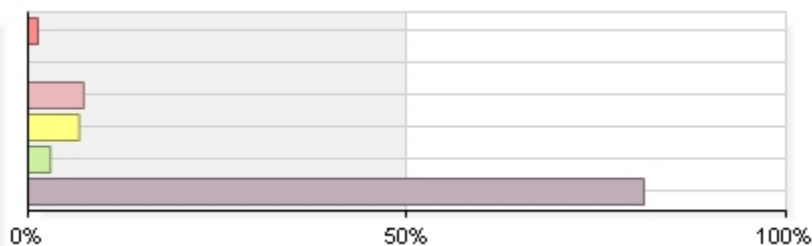
9. PEACC (Violence prevention and outreach)

1 Very dissatisfied	5	0.59%
2 Dissatisfied	9	1.07%
3 Neither satisfied nor dissatisfied	60	7.10%
4 Satisfied	106	12.54%
5 Very satisfied	41	4.85%
6 Did not use	624	73.85%
Total	845	



10. LGBT Center

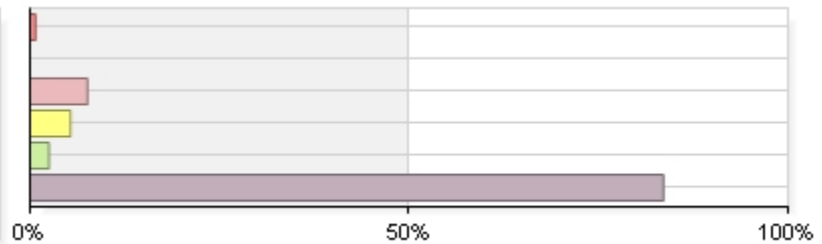
1 Very dissatisfied	11	1.30%
2 Dissatisfied	3	0.36%
3 Neither satisfied nor dissatisfied	62	7.35%
4 Satisfied	57	6.76%
5 Very satisfied	25	2.97%
6 Did not use	685	81.26%
Total	843	



Rate your level of satisfaction with the following student support services. (continued)

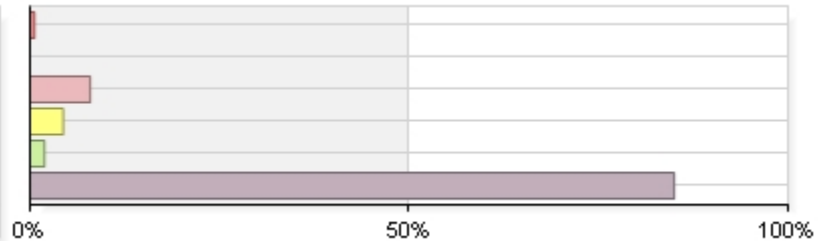
11. Women's Center

1 Very dissatisfied	6	0.71%
2 Dissatisfied	3	0.36%
3 Neither satisfied nor dissatisfied	64	7.57%
4 Satisfied	45	5.33%
5 Very satisfied	21	2.49%
6 Did not use	706	83.55%
Total	845	



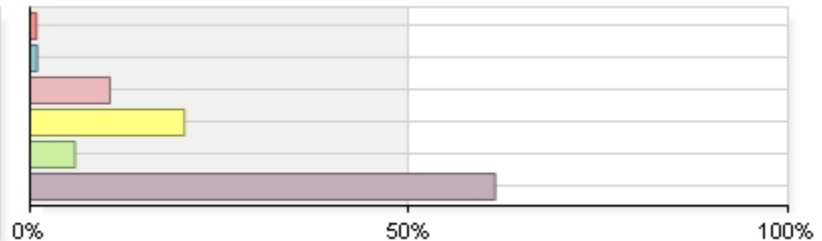
12. Women 4 Women Student Board

1 Very dissatisfied	5	0.59%
2 Dissatisfied	2	0.24%
3 Neither satisfied nor dissatisfied	67	7.92%
4 Satisfied	37	4.37%
5 Very satisfied	16	1.89%
6 Did not use	719	84.99%
Total	846	



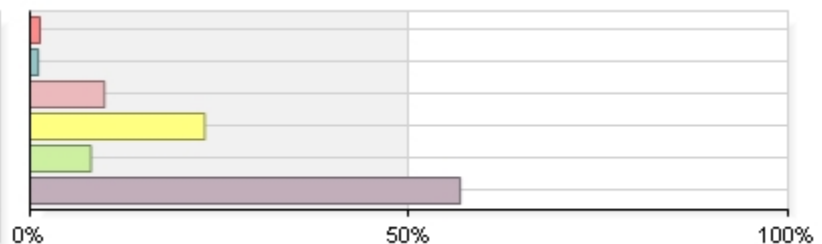
13. Community services or volunteer work

1 Very dissatisfied	7	0.83%
2 Dissatisfied	8	0.95%
3 Neither satisfied nor dissatisfied	89	10.55%
4 Satisfied	172	20.38%
5 Very satisfied	50	5.92%
6 Did not use	518	61.37%
Total	844	



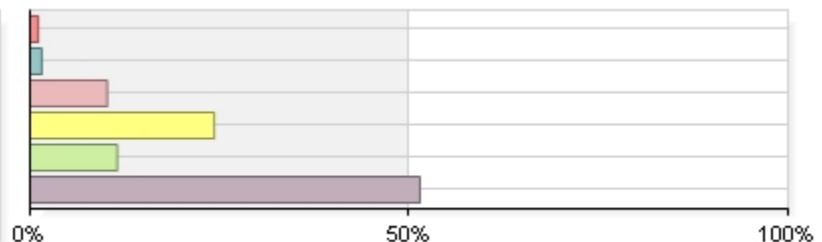
14. Student Activities Board (SAB) sponsored events

1 Very dissatisfied	11	1.30%
2 Dissatisfied	9	1.06%
3 Neither satisfied nor dissatisfied	83	9.81%
4 Satisfied	195	23.05%
5 Very satisfied	68	8.04%
6 Did not use	480	56.74%
Total	846	



15. Student groups/organizations (RSO's)

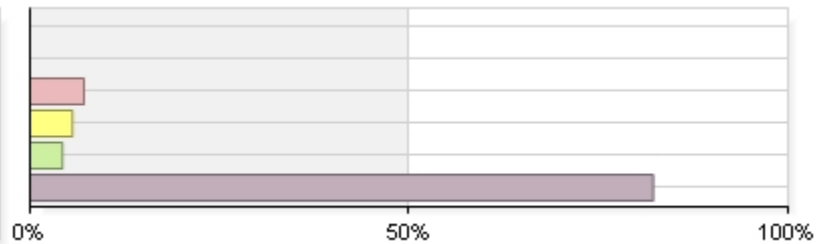
1 Very dissatisfied	9	1.07%
2 Dissatisfied	13	1.54%
3 Neither satisfied nor dissatisfied	86	10.19%
4 Satisfied	205	24.29%
5 Very satisfied	97	11.49%
6 Did not use	434	51.42%
Total	844	



Rate your level of satisfaction with the following student support services. (continued)

16. Military & Veteran Student Services

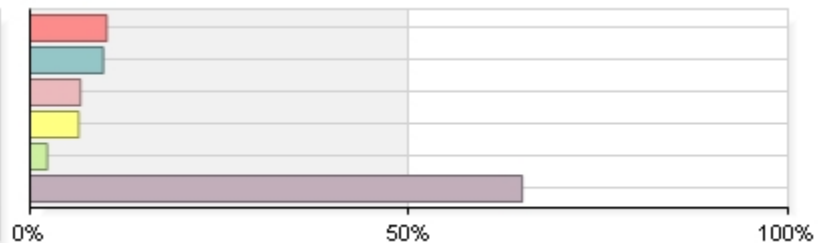
1 Very dissatisfied	4	0.47%
2 Dissatisfied	3	0.36%
3 Neither satisfied nor dissatisfied	60	7.12%
4 Satisfied	47	5.58%
5 Very satisfied	36	4.27%
6 Did not use	693	82.21%
Total	843	



Rate your level of satisfaction with the following housing properties:

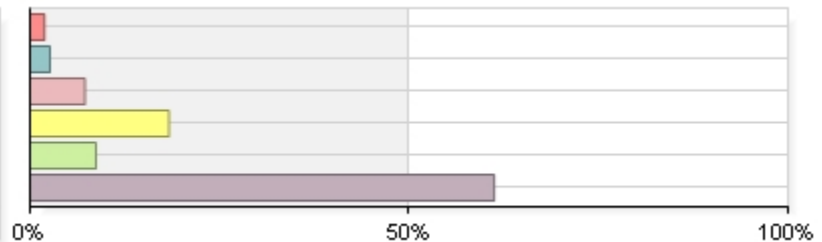
1. Traditional Residence Halls (Miller, Threlkeld, Unitas)

1 Very dissatisfied	85	10.11%
2 Dissatisfied	81	9.63%
3 Neither satisfied nor dissatisfied	56	6.66%
4 Satisfied	54	6.42%
5 Very satisfied	19	2.26%
6 Did not use	546	64.92%
Total	841	



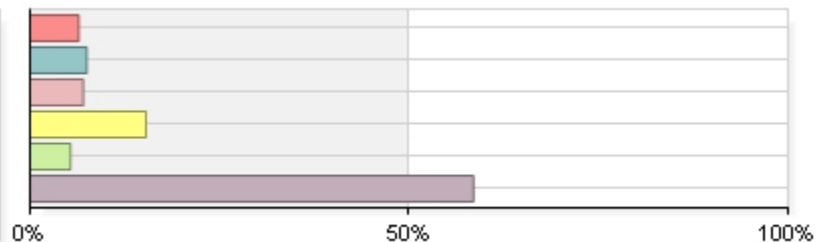
2. Suite & Apt. Style Residence Halls (Bettie-Johnson, Kurz, Community Park, Billy Minardi, Med-Dent, UTA, Louisville Hall, University Pointe)

1 Very dissatisfied	16	1.90%
2 Dissatisfied	22	2.62%
3 Neither satisfied nor dissatisfied	61	7.25%
4 Satisfied	154	18.31%
5 Very satisfied	73	8.68%
6 Did not use	515	61.24%
Total	841	



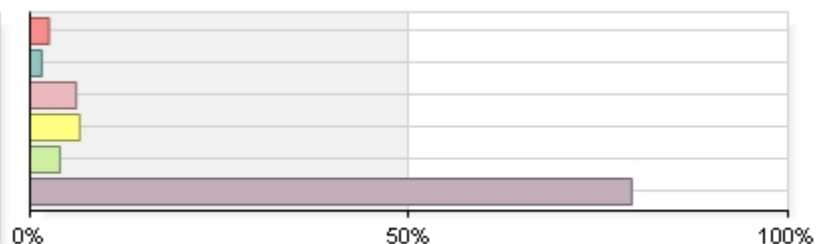
3. Off-Campus affiliates (The Arch, Cardinal Towne, Province, Bellamy, Clubhouse, The Nine)

1 Very dissatisfied	54	6.41%
2 Dissatisfied	63	7.47%
3 Neither satisfied nor dissatisfied	59	7.00%
4 Satisfied	129	15.30%
5 Very satisfied	45	5.34%
6 Did not use	493	58.48%
Total	843	



4. Off-Campus non-affiliates (Cardinal Village, University Park Apartments, Retreat)

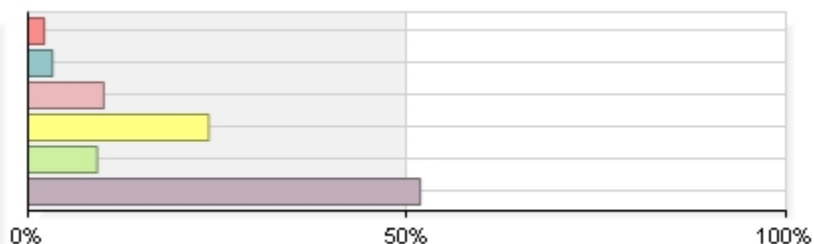
1 Very dissatisfied	21	2.50%
2 Dissatisfied	13	1.55%
3 Neither satisfied nor dissatisfied	51	6.08%
4 Satisfied	55	6.56%
5 Very satisfied	33	3.93%
6 Did not use	666	79.38%
Total	839	



Rate your level of satisfaction with the following student services.

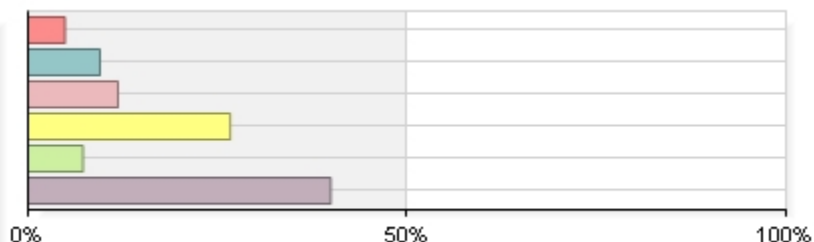
1. Health Services

1 Very dissatisfied	18	2.14%
2 Dissatisfied	27	3.20%
3 Neither satisfied nor dissatisfied	84	9.96%
4 Satisfied	201	23.84%
5 Very satisfied	77	9.13%
6 Did not use	436	51.72%
Total	843	



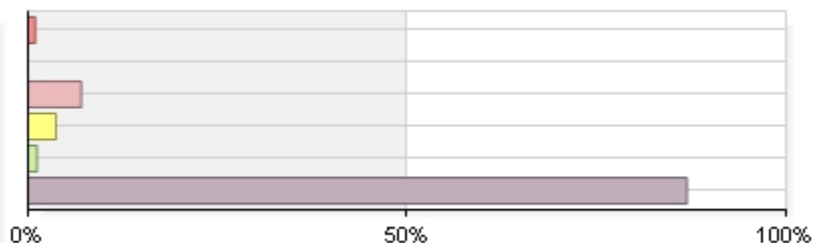
2. Campus Security

1 Very dissatisfied	41	4.86%
2 Dissatisfied	80	9.48%
3 Neither satisfied nor dissatisfied	100	11.85%
4 Satisfied	225	26.66%
5 Very satisfied	61	7.23%
6 Did not use	337	39.93%
Total	844	



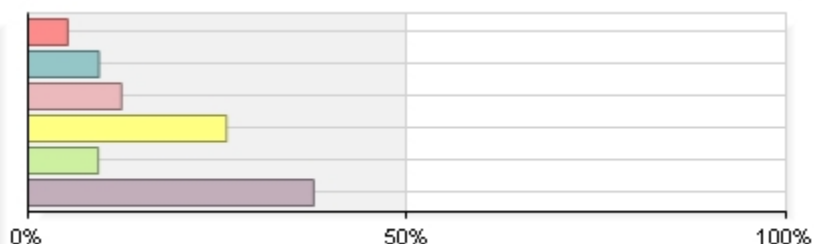
3. Child care services (Early Learning Campus)

1 Very dissatisfied	8	0.95%
2 Dissatisfied	2	0.24%
3 Neither satisfied nor dissatisfied	59	7.01%
4 Satisfied	31	3.68%
5 Very satisfied	10	1.19%
6 Did not use	732	86.94%
Total	842	



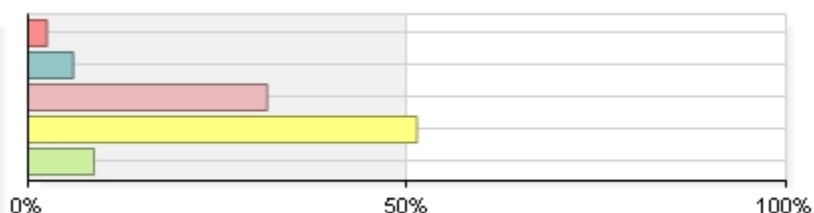
4. On-campus transportation (shuttles)

1 Very dissatisfied	44	5.21%
2 Dissatisfied	79	9.36%
3 Neither satisfied nor dissatisfied	104	12.32%
4 Satisfied	221	26.18%
5 Very satisfied	78	9.24%
6 Did not use	318	37.68%
Total	844	



Please rate your overall satisfaction with support services at UofL.

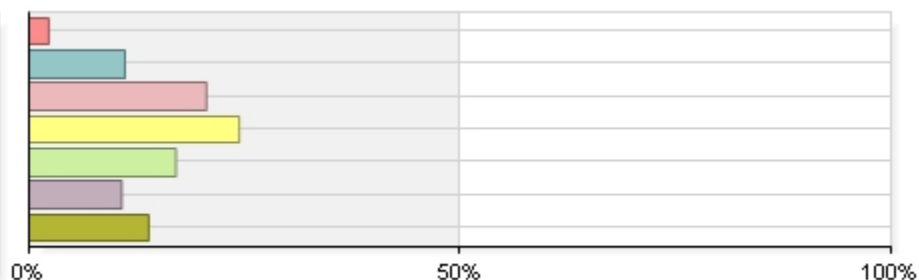
1 Very dissatisfied	21	2.50%
2 Dissatisfied	50	5.95%
3 Neither dissatisfied nor satisfied	265	31.55%
4 Satisfied	431	51.31%
5 Very satisfied	73	8.69%
Total	840	



Over the past twelve months, about how many papers, reports or other writing tasks of the following lengths have you been assigned (include those not yet completed).

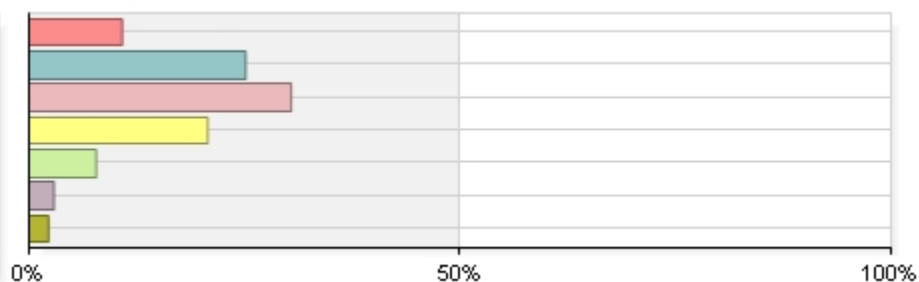
1. Up to 5 pages

1 None	18	2.27%
2 1-2	88	11.11%
3 3-5	163	20.58%
4 6-10	193	24.37%
5 11-15	135	17.05%
6 16-20	85	10.73%
7 More than 20 papers	110	13.89%
Total	792	



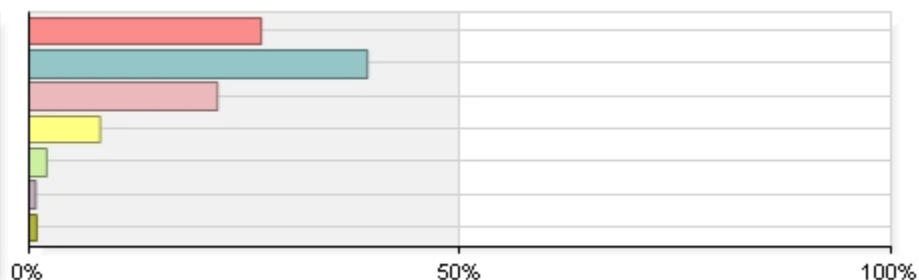
2. Between 6 and 10 pages

1 None	86	10.80%
2 1-2	200	25.13%
3 3-5	242	30.40%
4 6-10	165	20.73%
5 11-15	62	7.79%
6 16-20	23	2.89%
7 More than 20 papers	18	2.26%
Total	796	



3. 11 pages or more

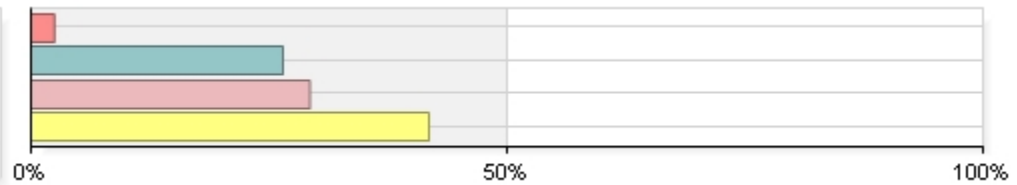
1 None	212	26.94%
2 1-2	309	39.26%
3 3-5	172	21.86%
4 6-10	65	8.26%
5 11-15	16	2.03%
6 16-20	6	0.76%
7 More than 20 papers	7	0.89%
Total	787	



Over the past twelve months, about how often have you done the following?

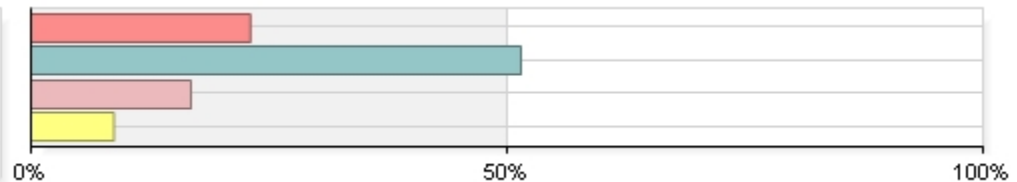
1. Asked questions or contributed to course discussion in other ways

1 Never	20	2.45%
2 Sometimes	216	26.47%
3 Often	239	29.29%
4 Very often	341	41.79%
Total	816	



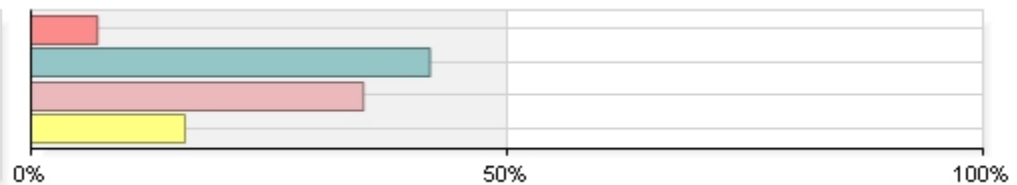
2. Come to class WITHOUT completing readings or assignments

1 Never	188	23.04%
2 Sometimes	420	51.47%
3 Often	137	16.79%
4 Very often	71	8.70%
Total	816	



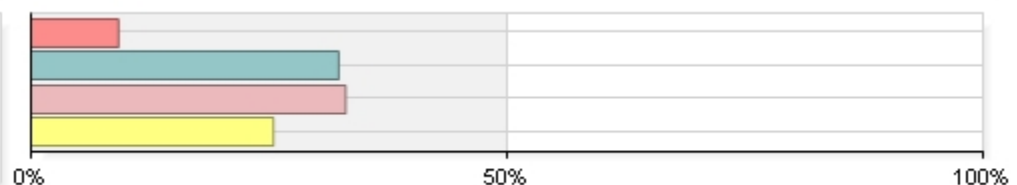
3. Given a course presentation

1 Never	57	6.99%
2 Sometimes	342	41.91%
3 Often	285	34.93%
4 Very often	132	16.18%
Total	816	



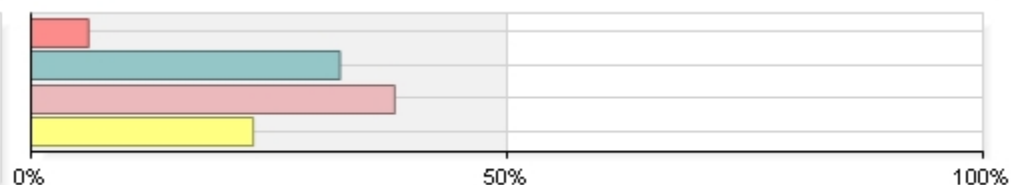
4. Connected your learning to societal problems or issues

1 Never	75	9.18%
2 Sometimes	264	32.31%
3 Often	270	33.05%
4 Very often	208	25.46%
Total	817	



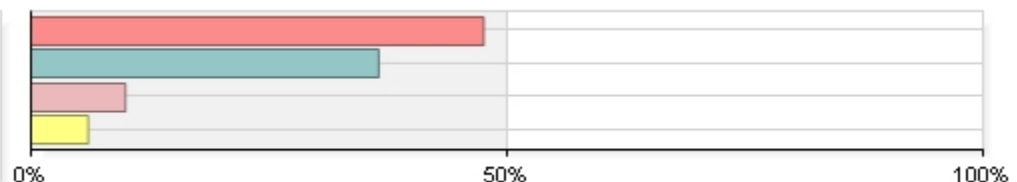
5. Examined the strengths and weaknesses of your own views on a topic or issue

1 Never	49	6.02%
2 Sometimes	264	32.43%
3 Often	311	38.21%
4 Very often	190	23.34%
Total	814	



6. Observed student dishonesty when completing assignments or exams

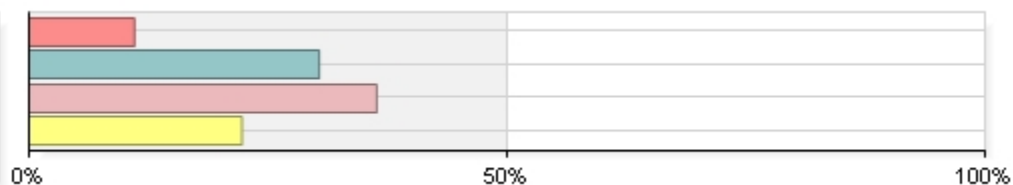
1 Never	388	47.55%
2 Sometimes	298	36.52%
3 Often	81	9.93%
4 Very often	49	6.00%
Total	816	



Over the past twelve months, how much has your coursework emphasized the following?

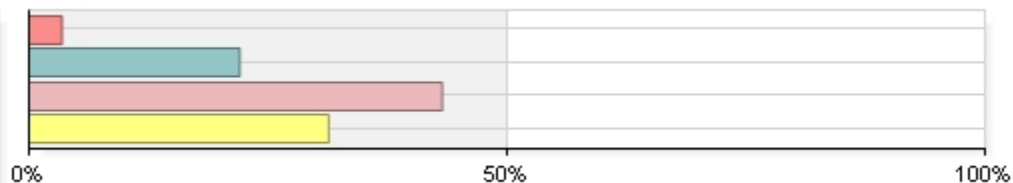
1. Memorizing course material

1 Very little	90	11.02%
2 Some	248	30.35%
3 Quite a bit	297	36.35%
4 Very much	182	22.28%
Total	817	



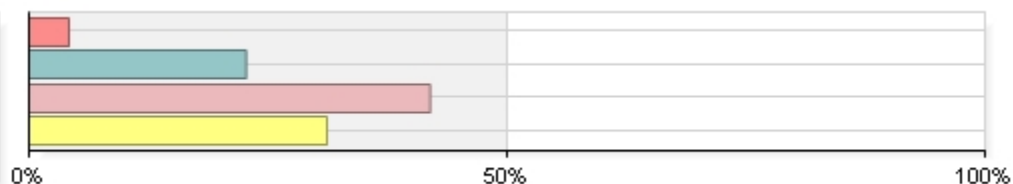
2. Applying facts, theories, or methods to practical problems or new situations

1 Very little	28	3.43%
2 Some	180	22.03%
3 Quite a bit	353	43.21%
4 Very much	256	31.33%
Total	817	



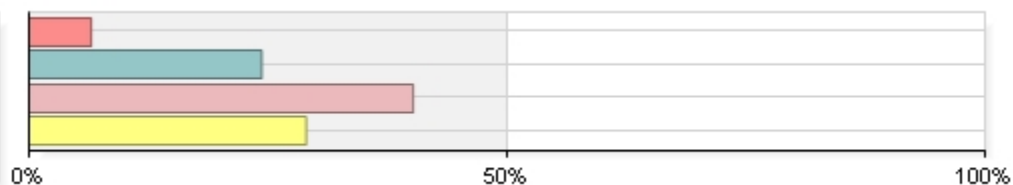
3. Analyzing an idea, experience, or line of reasoning in-depth by examining its parts

1 Very little	34	4.17%
2 Some	185	22.70%
3 Quite a bit	342	41.96%
4 Very much	254	31.17%
Total	815	



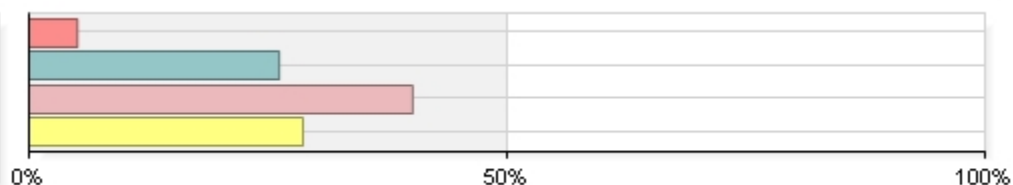
4. Evaluating a point of view, decision, or information source

1 Very little	53	6.51%
2 Some	198	24.32%
3 Quite a bit	327	40.17%
4 Very much	236	28.99%
Total	814	



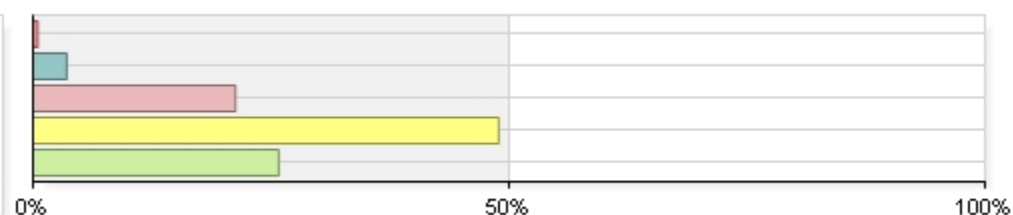
5. Forming a new idea or understanding from various pieces of information

1 Very little	41	5.06%
2 Some	212	26.17%
3 Quite a bit	325	40.12%
4 Very much	232	28.64%
Total	810	



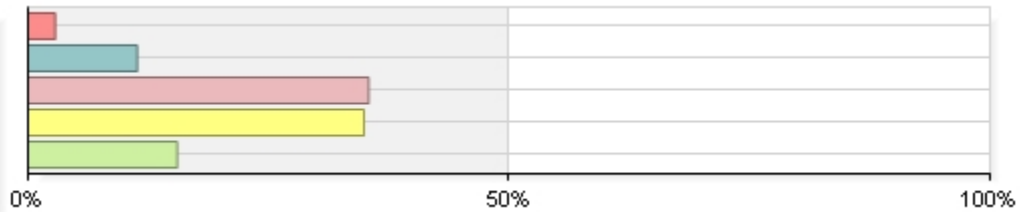
Over the past twelve months, to what extent have your courses challenged you to do your best work?

1 Never	4	0.49%
2 Rarely	29	3.55%
3 Sometimes	174	21.27%
4 Often	400	48.90%
5 Always	211	25.79%
Total	818	



Overall impression of academic standards at UofL.

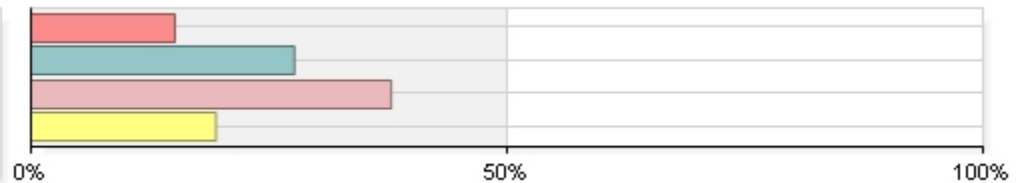
1 Poor	23	2.81%
2 Fair	93	11.36%
3 Good	290	35.41%
4 Very good	286	34.92%
5 Excellent	127	15.51%
Total	819	



During the past twelve months, about how often have you done the following?

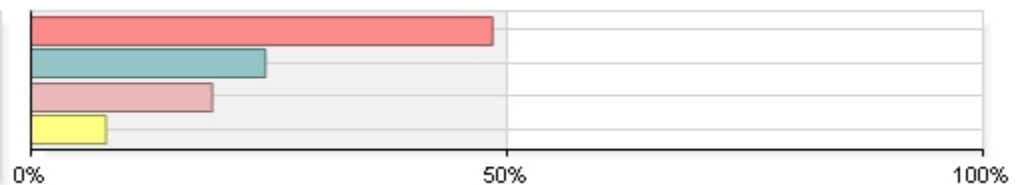
1. Talked about career plans with a faculty member

1 Never	119	15.10%
2 Rarely	218	27.66%
3 Sometimes	298	37.82%
4 Often	153	19.42%
Total	788	



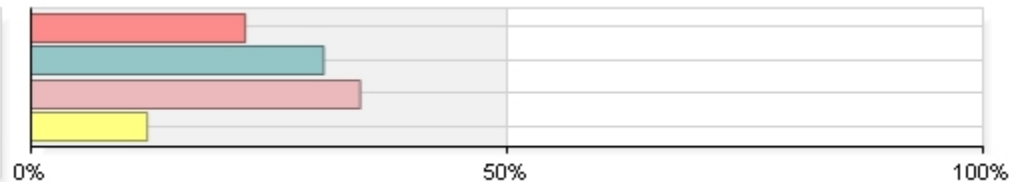
2. Worked with a faculty member on activities other than coursework (committees, student groups, etc.)

1 Never	382	48.48%
2 Rarely	194	24.62%
3 Sometimes	150	19.04%
4 Often	62	7.87%
Total	788	



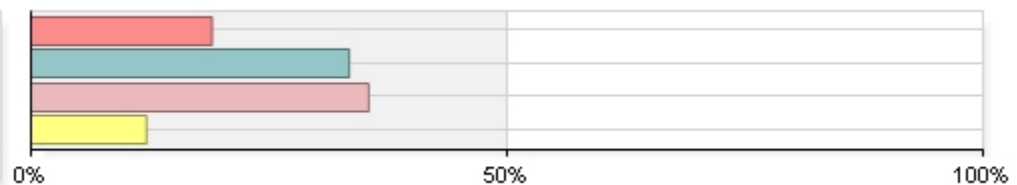
3. Discussed course topics, ideas, or concepts with a faculty member outside of class

1 Never	177	22.49%
2 Rarely	242	30.75%
3 Sometimes	272	34.56%
4 Often	96	12.20%
Total	787	



4. Discussed your academic performance with a faculty member

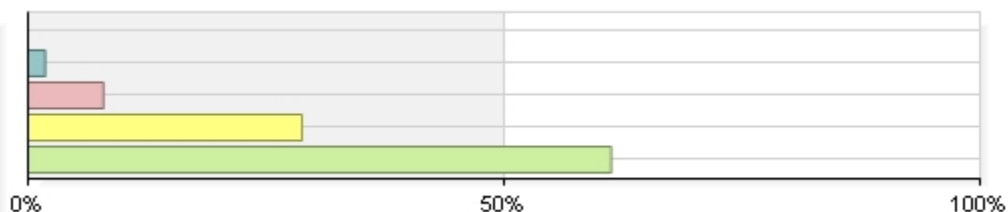
1 Never	149	19.01%
2 Rarely	262	33.42%
3 Sometimes	278	35.46%
4 Often	95	12.12%
Total	784	



During the past twelve months, about how often have your professors done the following?

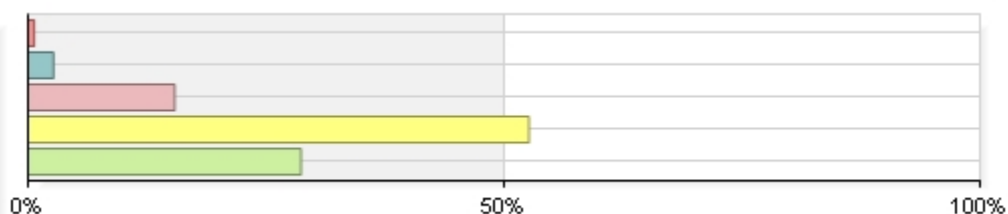
1. Provided syllabi that clearly explained course goals and requirements

1 Never	2	0.26%
2 Rarely	14	1.79%
3 Sometimes	62	7.93%
4 Often	225	28.77%
5 Always	479	61.25%
Total	782	



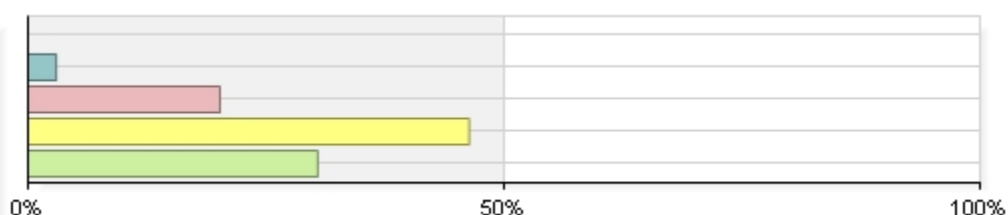
2. Taught course sessions in an organized way

1 Never	5	0.64%
2 Rarely	21	2.68%
3 Sometimes	121	15.41%
4 Often	413	52.61%
5 Always	225	28.66%
Total	785	



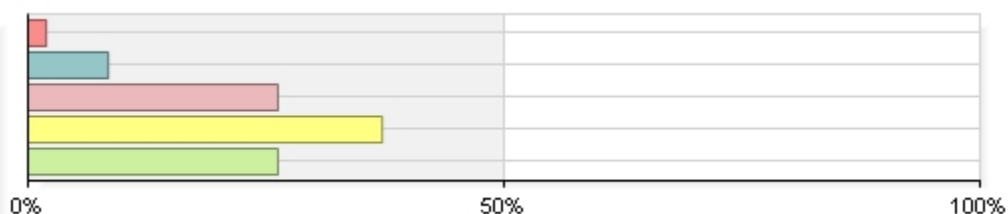
3. Used examples or illustrations to explain difficult points

1 Never	1	0.13%
2 Rarely	23	2.95%
3 Sometimes	157	20.15%
4 Often	361	46.34%
5 Always	237	30.42%
Total	779	



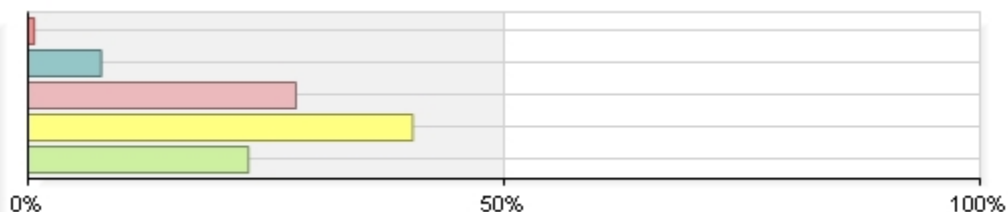
4. Provided feedback on a draft or work in progress

1 Never	15	1.91%
2 Rarely	66	8.41%
3 Sometimes	206	26.24%
4 Often	292	37.20%
5 Always	206	26.24%
Total	785	



5. Provided prompt and detailed feedback on tests or completed assignments

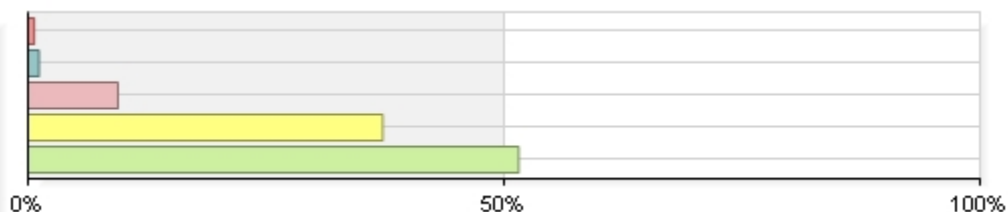
1 Never	5	0.64%
2 Rarely	60	7.67%
3 Sometimes	220	28.13%
4 Often	316	40.41%
5 Always	181	23.15%
Total	782	



During the past twelve months, about how often have your professors done the following? (continued)

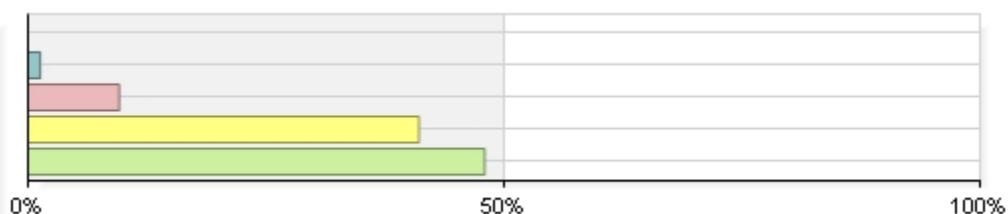
6. Provided opportunities to ask questions in class

1 Never	5	0.64%
2 Rarely	9	1.15%
3 Sometimes	74	9.44%
4 Often	292	37.24%
5 Always	404	51.53%
Total	784	



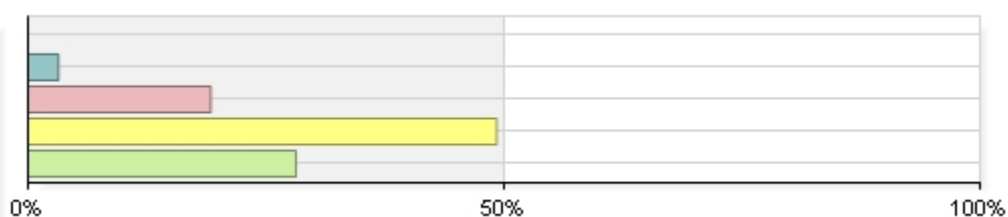
7. Displayed knowledge and skills regarding the subject matter

1 Never	1	0.13%
2 Rarely	10	1.28%
3 Sometimes	75	9.57%
4 Often	322	41.07%
5 Always	376	47.96%
Total	784	



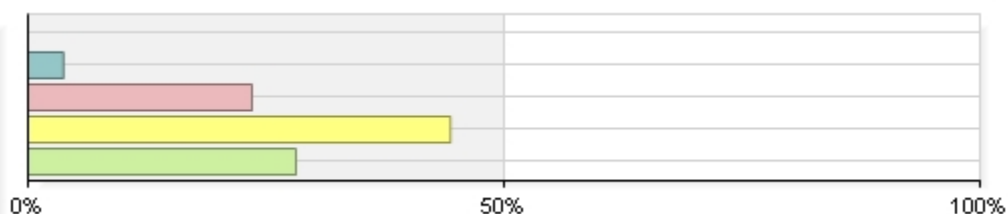
8. Communicated course material effectively

1 Never	2	0.26%
2 Rarely	25	3.20%
3 Sometimes	150	19.18%
4 Often	385	49.23%
5 Always	220	28.13%
Total	782	



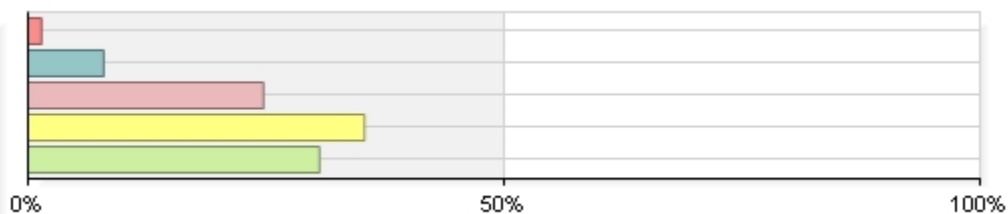
9. Demonstrated excellence in teaching

1 Never	2	0.26%
2 Rarely	29	3.71%
3 Sometimes	184	23.53%
4 Often	347	44.37%
5 Always	220	28.13%
Total	782	



10. Demonstrated commitment to diversity

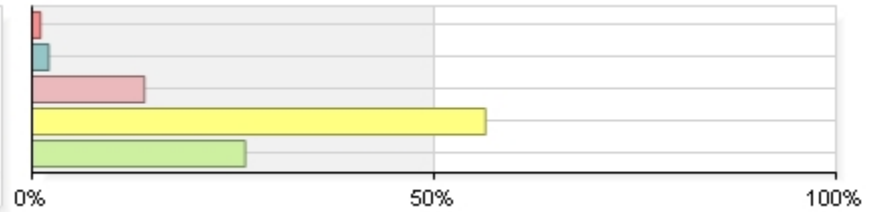
1 Never	11	1.41%
2 Rarely	62	7.94%
3 Sometimes	193	24.71%
4 Often	276	35.34%
5 Always	239	30.60%
Total	781	



Please indicate to what extent you agree with the following statements with respect to your professors over the past twelve months.

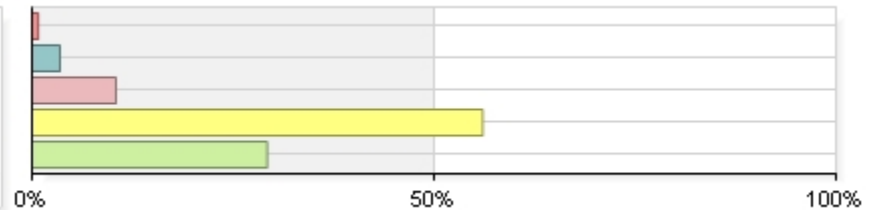
1. Developed opportunities for you to learn cooperatively with fellow students

1 Strongly disagree	8	1.03%
2 Disagree	16	2.07%
3 Neither agree nor disagree	108	13.97%
4 Agree	436	56.40%
5 Strongly agree	205	26.52%
Total	773	



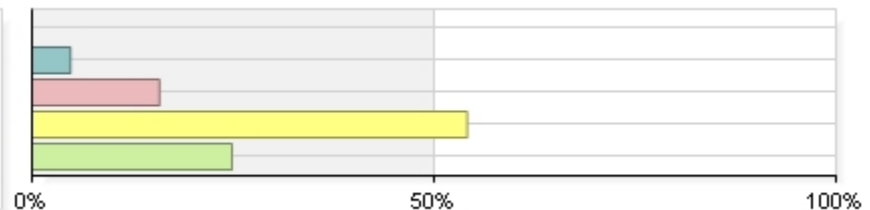
2. Encouraged you to be an actively involved learner

1 Strongly disagree	6	0.77%
2 Disagree	27	3.48%
3 Neither agree nor disagree	81	10.44%
4 Agree	435	56.06%
5 Strongly agree	227	29.25%
Total	776	



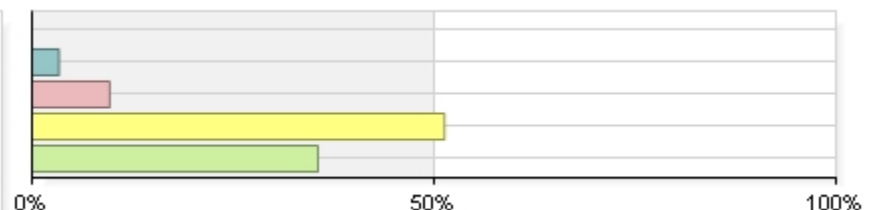
3. Prepared carefully to teach their classes

1 Strongly disagree	3	0.39%
2 Disagree	37	4.77%
3 Neither agree nor disagree	123	15.85%
4 Agree	420	54.12%
5 Strongly agree	193	24.87%
Total	776	



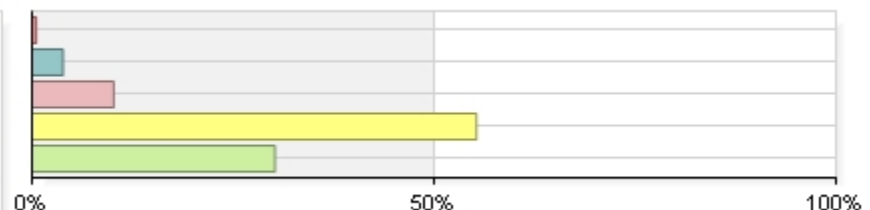
4. Treated students with respect

1 Strongly disagree	1	0.13%
2 Disagree	26	3.35%
3 Neither agree nor disagree	75	9.66%
4 Agree	398	51.29%
5 Strongly agree	276	35.57%
Total	776	



5. Graded appropriately/fairly

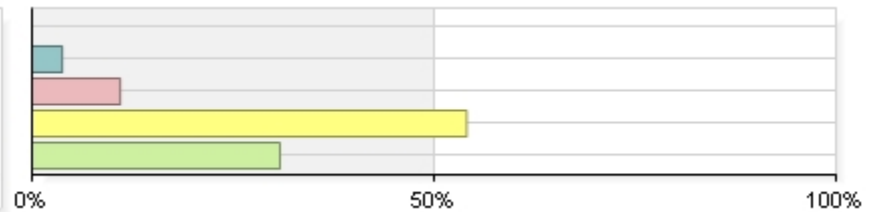
1 Strongly disagree	4	0.51%
2 Disagree	30	3.86%
3 Neither agree nor disagree	79	10.15%
4 Agree	430	55.27%
5 Strongly agree	235	30.21%
Total	778	



Please indicate to what extent you agree with the following statements with respect to your professors over the past twelve months. (continued)

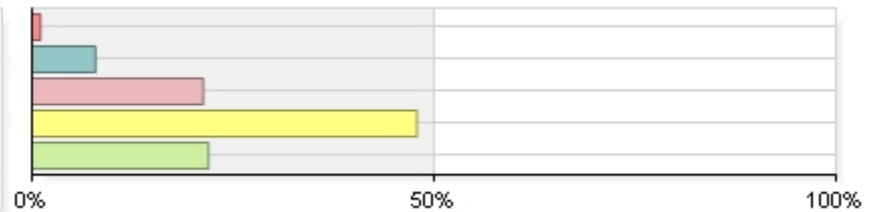
6. Available to help outside of class

1 Strongly disagree	3	0.39%
2 Disagree	29	3.74%
3 Neither agree nor disagree	85	10.97%
4 Agree	419	54.06%
5 Strongly agree	239	30.84%
Total	775	



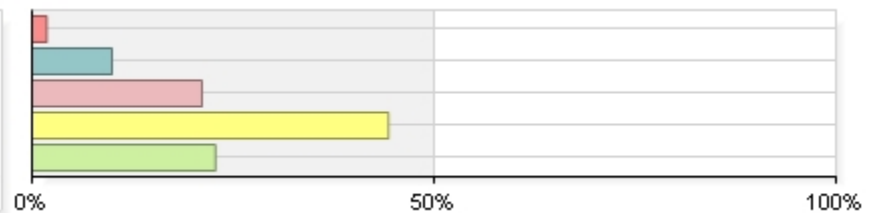
7. Provided feedback on your academic work outside of class time

1 Strongly disagree	8	1.03%
2 Disagree	61	7.87%
3 Neither agree nor disagree	165	21.29%
4 Agree	371	47.87%
5 Strongly agree	170	21.94%
Total	775	



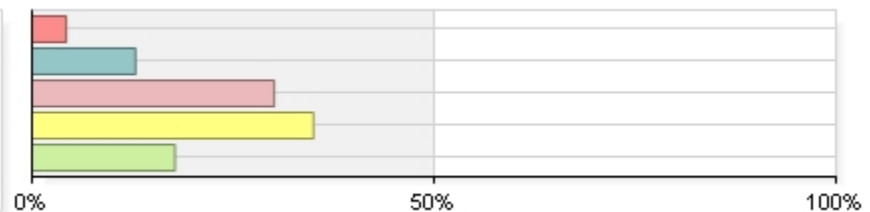
8. Showed interest in your academic progress

1 Strongly disagree	14	1.80%
2 Disagree	77	9.92%
3 Neither agree nor disagree	164	21.13%
4 Agree	344	44.33%
5 Strongly agree	177	22.81%
Total	776	



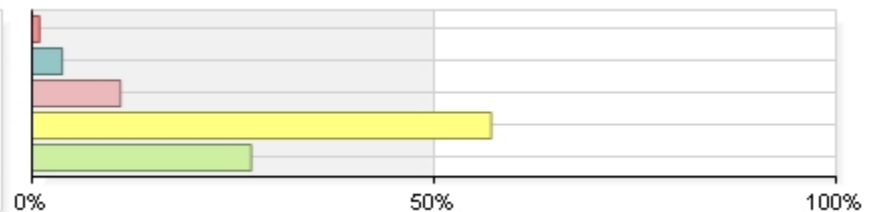
9. Provided emotional support and encouragement

1 Strongly disagree	33	4.25%
2 Disagree	100	12.87%
3 Neither agree nor disagree	234	30.12%
4 Agree	272	35.01%
5 Strongly agree	138	17.76%
Total	777	



10. Provided intellectual challenge and stimulation

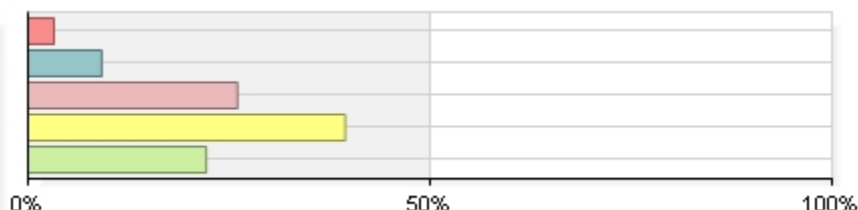
1 Strongly disagree	7	0.90%
2 Disagree	29	3.75%
3 Neither agree nor disagree	85	10.98%
4 Agree	442	57.11%
5 Strongly agree	211	27.26%
Total	774	



Please indicate to what extent you agree with the following statements with respect to your professors over the past twelve months. (continued)

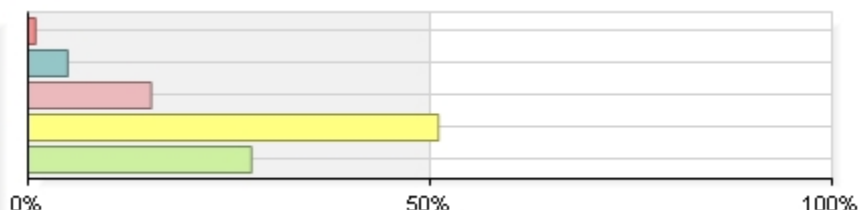
11. Helped you achieve your professional goals

1 Strongly disagree	25	3.22%
2 Disagree	71	9.15%
3 Neither agree nor disagree	202	26.03%
4 Agree	306	39.43%
5 Strongly agree	172	22.16%
Total	776	



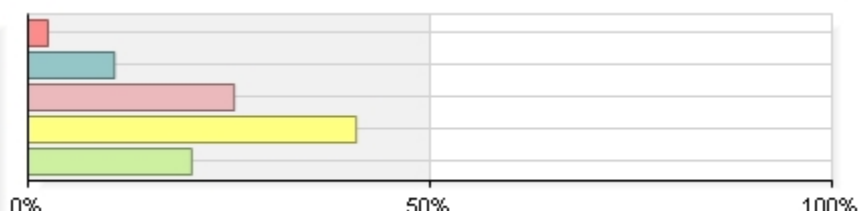
12. Encouraged your ability to learn on your own

1 Strongly disagree	7	0.91%
2 Disagree	38	4.94%
3 Neither agree nor disagree	118	15.32%
4 Agree	393	51.04%
5 Strongly agree	214	27.79%
Total	770	



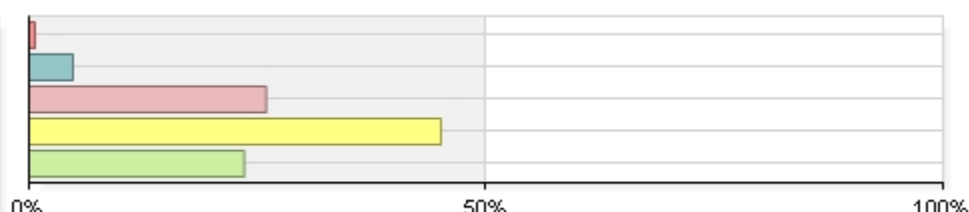
13. Used innovative technology to facilitate learning

1 Strongly disagree	19	2.46%
2 Disagree	83	10.75%
3 Neither agree nor disagree	198	25.65%
4 Agree	315	40.80%
5 Strongly agree	157	20.34%
Total	772	



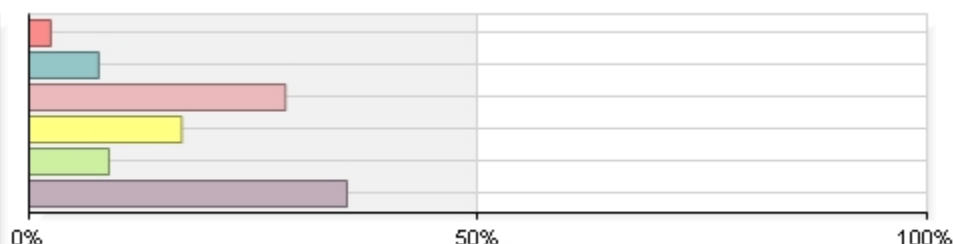
Overall impression of the faculty.

1 Extremely poor	5	0.63%
2 Below average	38	4.81%
3 Average	205	25.95%
4 Above average	356	45.06%
5 Excellent	186	23.54%
Total	790	



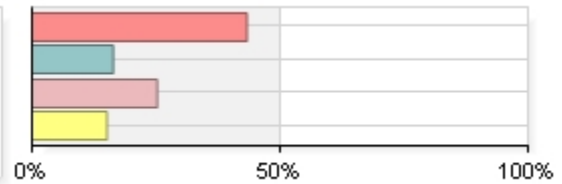
Overall impression of Teaching Assistants (TA's).

1 Extremely poor	19	2.41%
2 Below average	61	7.74%
3 Average	225	28.55%
4 Above average	134	17.01%
5 Excellent	70	8.88%
6 Did not have one	279	35.41%
Total	788	



Over the last twelve months, have you met with either of the following advisors?

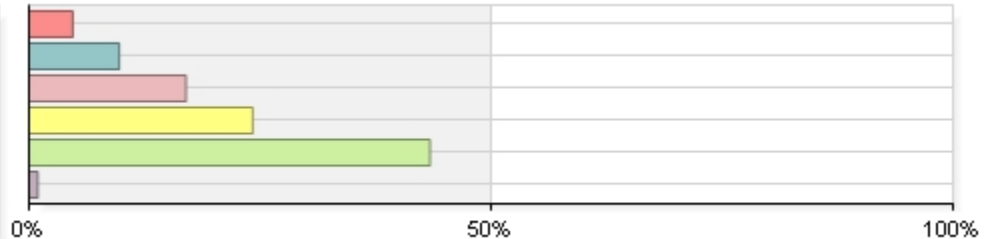
1 Faculty advisor	342	43.35%
2 Professional academic advisor (non-faculty advisor)	129	16.35%
3 Both a faculty and a professional academic advisor	199	25.22%
4 I did not meet with an advisor within the past twelve months	119	15.08%
Total	789	



Please rate the quality of your experience with a professional academic advisor.

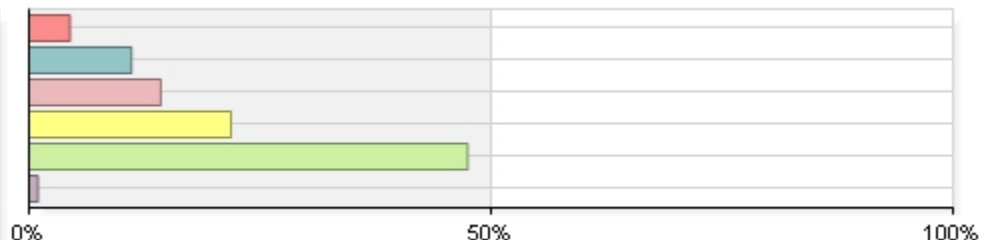
1. Overall impression of academic advising services

1 Poor	15	4.72%
2 Fair	31	9.75%
3 Good	54	16.98%
4 Very good	77	24.21%
5 Excellent	138	43.40%
6 Not applicable	3	0.94%
Total	318	



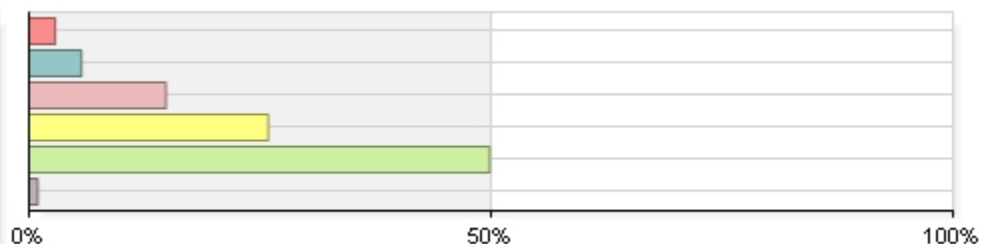
2. Helpfulness of advisor

1 Poor	14	4.43%
2 Fair	35	11.08%
3 Good	45	14.24%
4 Very good	69	21.84%
5 Excellent	150	47.47%
6 Not applicable	3	0.95%
Total	316	



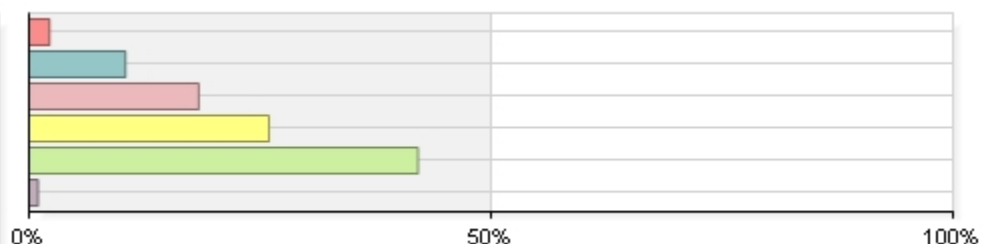
3. Approachability of advisor

1 Poor	9	2.84%
2 Fair	18	5.68%
3 Good	47	14.83%
4 Very good	82	25.87%
5 Excellent	158	49.84%
6 Not applicable	3	0.95%
Total	317	

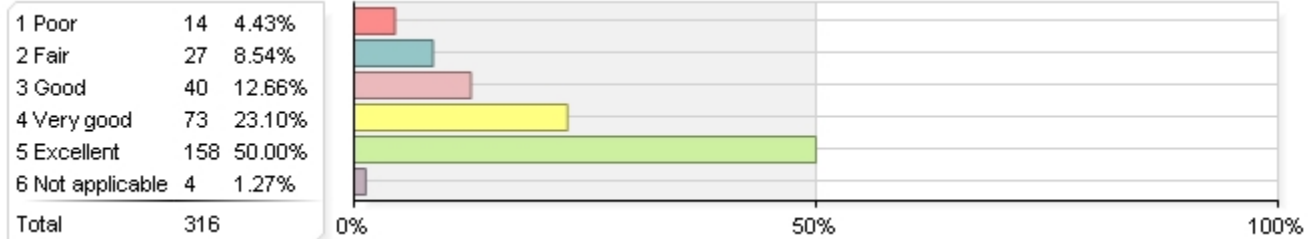


4. Sufficient time with advisor


1 Poor	7	2.22%
2 Fair	33	10.44%
3 Good	58	18.35%
4 Very good	82	25.95%
5 Excellent	133	42.09%
6 Not applicable	3	0.95%
Total	316	



5. Advisor provided information about degree requirements and course sequencing



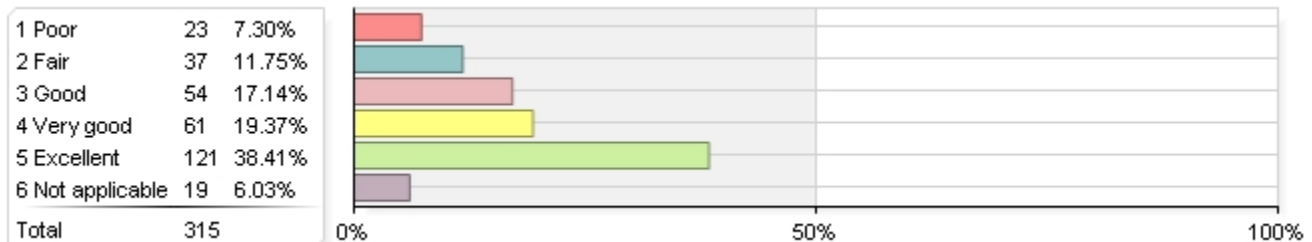
6. Knowledge of academic policies and procedures



7. Ability to schedule appointment within two weeks

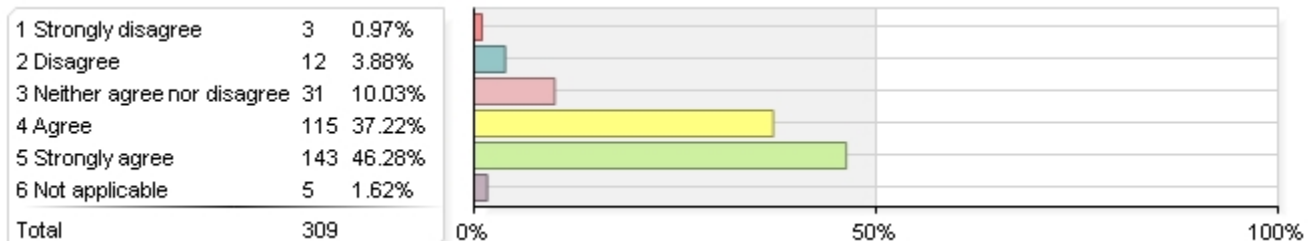


8. Guidance about profession/career



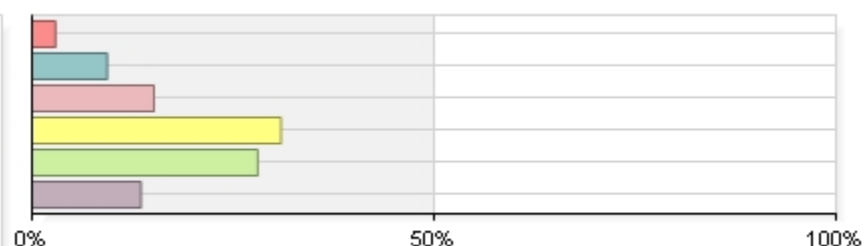
To what extent do you agree with the following statements about your professional academic advisor?

1. Reviewed your academic record prior to giving advice



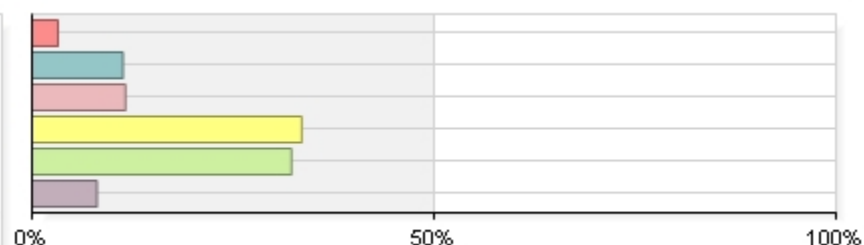
2. Discussed student support resources with you, such as tutoring, student organizations, disability resource center, counseling center, etc.

1 Strongly disagree	9	2.90%
2 Disagree	29	9.35%
3 Neither agree nor disagree	47	15.16%
4 Agree	96	30.97%
5 Strongly agree	87	28.06%
6 Not applicable	42	13.55%
Total	310	



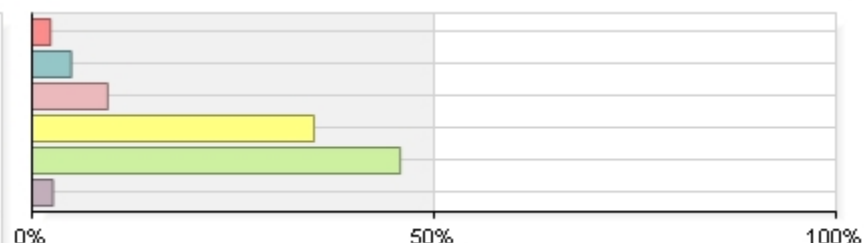
3. Discussed other issues with you, such as issues with academics/study skills, finances, personal/social engagement, career/major, courses not offered/closed, etc.

1 Strongly disagree	10	3.23%
2 Disagree	35	11.29%
3 Neither agree nor disagree	36	11.61%
4 Agree	104	33.55%
5 Strongly agree	100	32.26%
6 Not applicable	25	8.06%
Total	310	



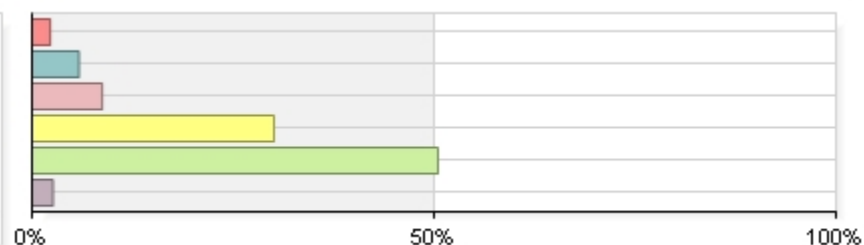
4. Helped you to understand your academic progress

1 Strongly disagree	7	2.27%
2 Disagree	15	4.87%
3 Neither agree nor disagree	29	9.42%
4 Agree	108	35.06%
5 Strongly agree	141	45.78%
6 Not applicable	8	2.60%
Total	308	



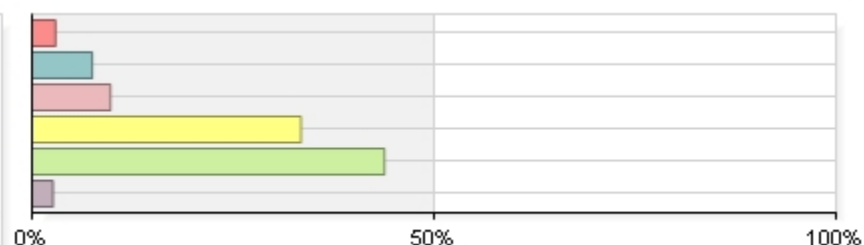
5. Was knowledgeable about your major, degree requirements/Flight Plan and course selections

1 Strongly disagree	7	2.27%
2 Disagree	18	5.83%
3 Neither agree nor disagree	27	8.74%
4 Agree	93	30.10%
5 Strongly agree	156	50.49%
6 Not applicable	8	2.59%
Total	309	



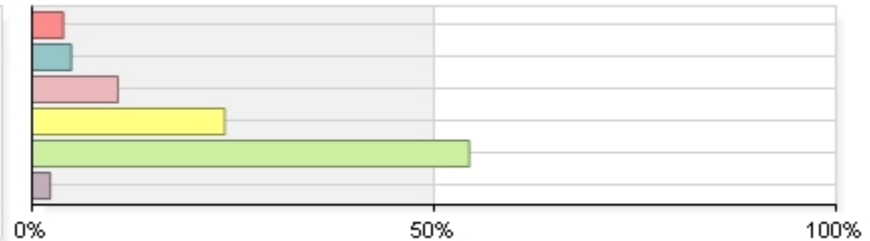
6. Discussed your goals in relationship to your academic plans (academic, career, etc.)

1 Strongly disagree	9	2.92%
2 Disagree	23	7.47%
3 Neither agree nor disagree	30	9.74%
4 Agree	103	33.44%
5 Strongly agree	135	43.83%
6 Not applicable	8	2.60%
Total	308	



7. Is someone you would recommend to other students

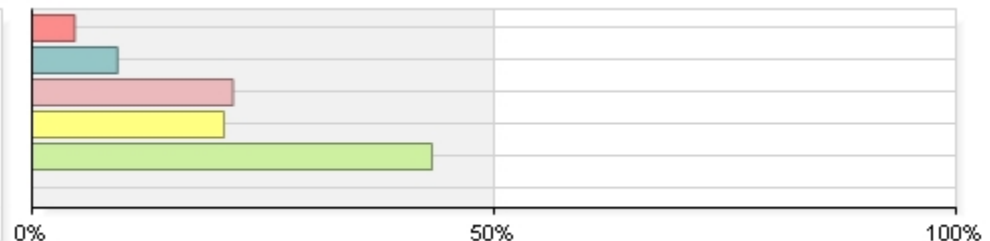
1 Strongly disagree	12	3.88%
2 Disagree	15	4.85%
3 Neither agree nor disagree	33	10.68%
4 Agree	74	23.95%
5 Strongly agree	168	54.37%
6 Not applicable	7	2.27%
Total	309	



Please rate the quality of your experience with a faculty advisor.

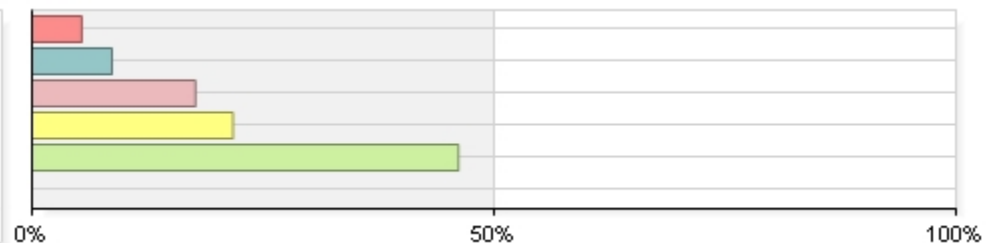
1. Overall impression of academic advising services

1 Poor	24	4.62%
2 Fair	48	9.23%
3 Good	113	21.73%
4 Very good	108	20.77%
5 Excellent	225	43.27%
6 Not applicable	2	0.38%
Total	520	



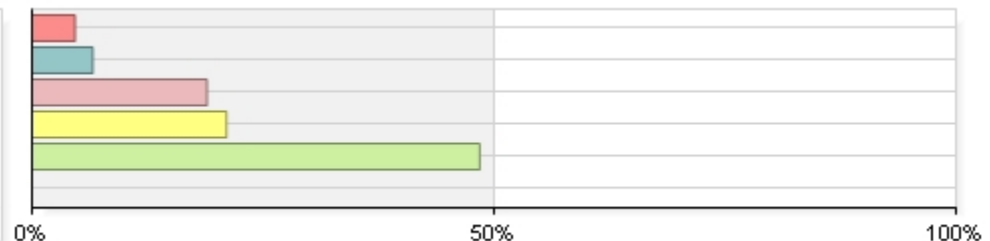
2. Helpfulness of advisor

1 Poor	28	5.38%
2 Fair	45	8.65%
3 Good	92	17.69%
4 Very good	113	21.73%
5 Excellent	240	46.15%
6 Not applicable	2	0.38%
Total	520	



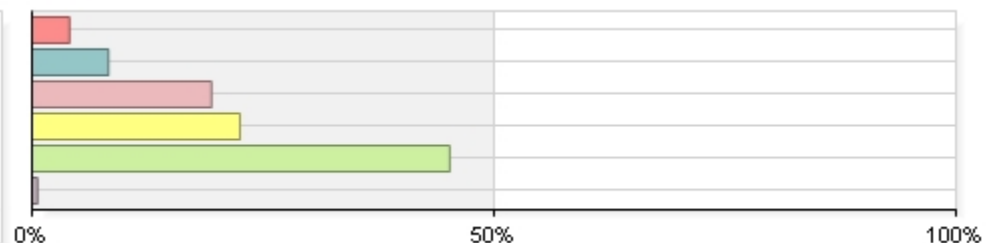
3. Approachability of advisor

1 Poor	24	4.63%
2 Fair	34	6.56%
3 Good	98	18.92%
4 Very good	109	21.04%
5 Excellent	251	48.46%
6 Not applicable	2	0.39%
Total	518	




4. Sufficient time with advisor


1 Poor	21	4.04%
2 Fair	43	8.27%
3 Good	101	19.42%
4 Very good	117	22.50%
5 Excellent	235	45.19%
6 Not applicable	3	0.58%
Total	520	




5. Advisor provided information about degree requirements and course sequencing



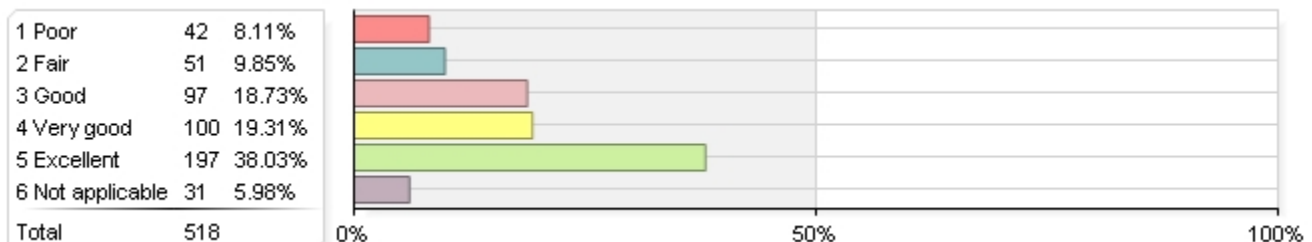
6. Knowledge of academic policies and procedures



7. Ability to schedule appointment within two weeks




8. Guidance about profession/career



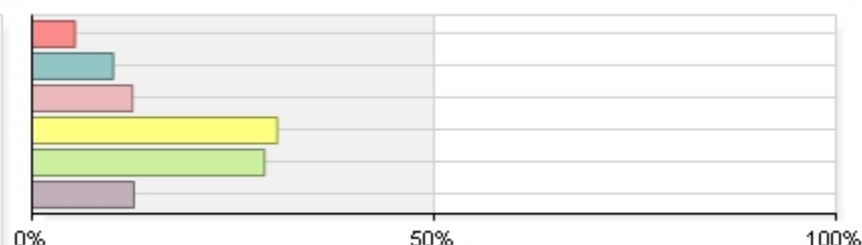
To what extent do you agree with the following statements about your faculty advisor?

1. Reviewed your academic record prior to giving advice



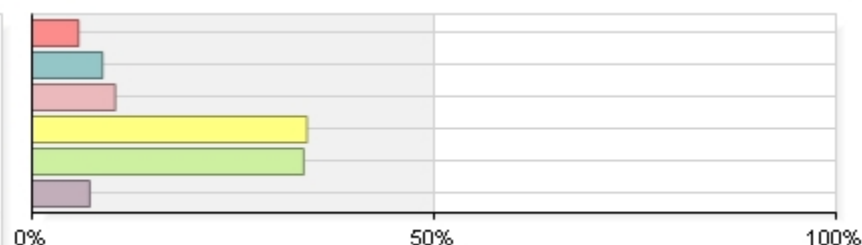
2. Discussed student support resources with you, such as tutoring, student organizations, disability resource center, counseling center, etc.

1 Strongly disagree	27	5.35%
2 Disagree	51	10.10%
3 Neither agree nor disagree	63	12.48%
4 Agree	154	30.50%
5 Strongly agree	146	28.91%
6 Not applicable	64	12.67%
Total	505	



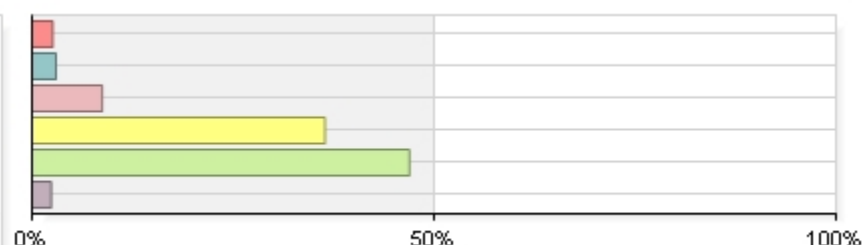
3. Discussed other issues with you, such as issues with academics/study skills, finances, personal/social engagement, career/major, courses not offered/closed, etc.

1 Strongly disagree	29	5.77%
2 Disagree	44	8.75%
3 Neither agree nor disagree	52	10.34%
4 Agree	172	34.19%
5 Strongly agree	170	33.80%
6 Not applicable	36	7.16%
Total	503	



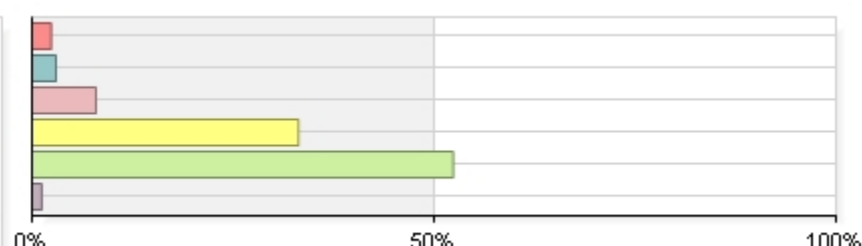
4. Helped you to understand your academic progress

1 Strongly disagree	13	2.57%
2 Disagree	15	2.97%
3 Neither agree nor disagree	44	8.71%
4 Agree	184	36.44%
5 Strongly agree	237	46.93%
6 Not applicable	12	2.38%
Total	505	



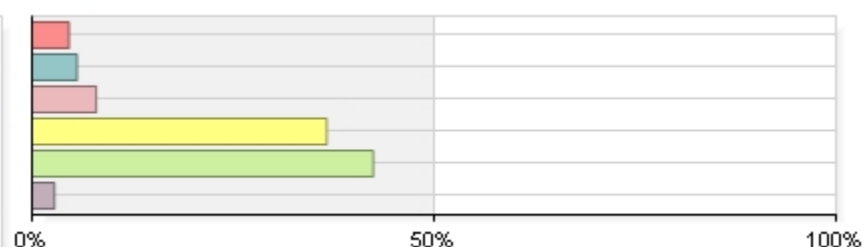
5. Was knowledgeable about your major, degree requirements/Flight Plan and course selections

1 Strongly disagree	12	2.38%
2 Disagree	15	2.98%
3 Neither agree nor disagree	40	7.94%
4 Agree	167	33.13%
5 Strongly agree	264	52.38%
6 Not applicable	6	1.19%
Total	504	



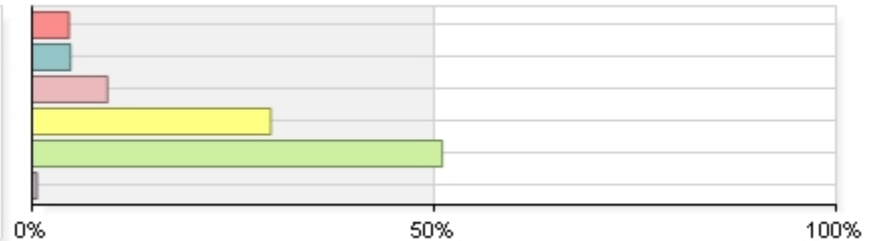
6. Discussed your goals in relationship to your academic plans (academic, career, etc.)

1 Strongly disagree	23	4.58%
2 Disagree	28	5.58%
3 Neither agree nor disagree	40	7.97%
4 Agree	184	36.65%
5 Strongly agree	213	42.43%
6 Not applicable	14	2.79%
Total	502	



7. Is someone you would recommend to other students

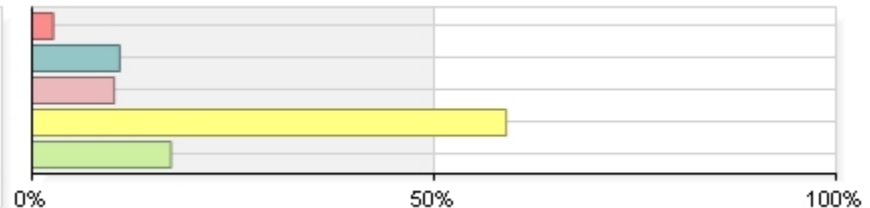
1 Strongly disagree	23	4.58%
2 Disagree	24	4.78%
3 Neither agree nor disagree	47	9.36%
4 Agree	149	29.68%
5 Strongly agree	256	51.00%
6 Not applicable	3	0.60%
Total	502	



To what extent do you agree with the following in reference to your academic program?

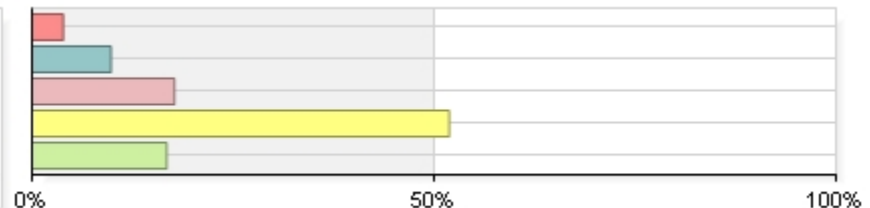
1. Offers courses with adequate frequency/time to complete your program as planned

1 Strongly disagree	19	2.62%
2 Disagree	79	10.91%
3 Neither agree nor disagree	74	10.22%
4 Agree	427	58.98%
5 Strongly agree	125	17.27%
Total	724	



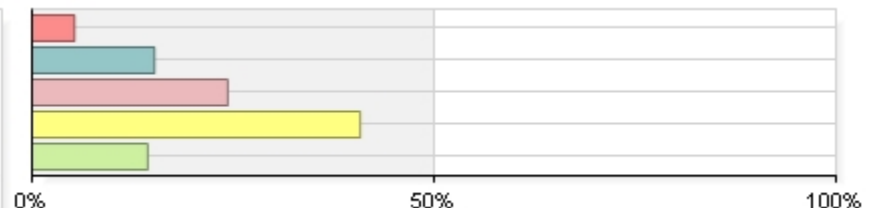
2. Provides adequate career preparation and guidance

1 Strongly disagree	28	3.87%
2 Disagree	71	9.82%
3 Neither agree nor disagree	128	17.70%
4 Agree	375	51.87%
5 Strongly agree	121	16.74%
Total	723	



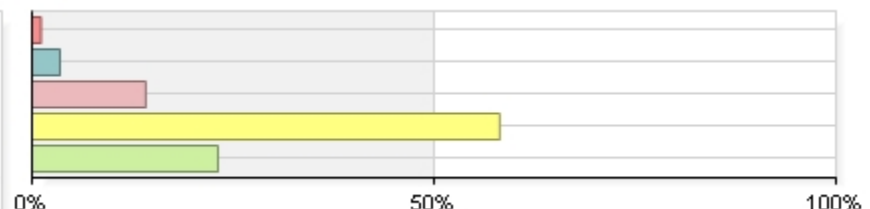
3. Actively helps you find appropriate employment or pursue further study

1 Strongly disagree	38	5.26%
2 Disagree	110	15.21%
3 Neither agree nor disagree	176	24.34%
4 Agree	295	40.80%
5 Strongly agree	104	14.38%
Total	723	



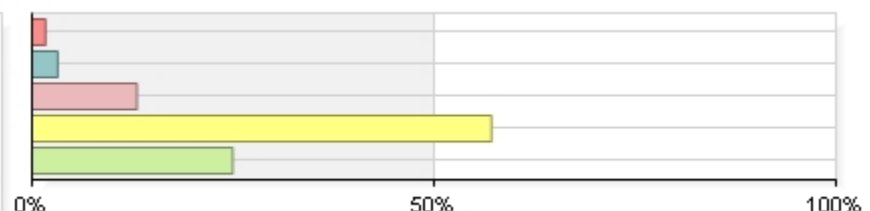
4. Maintains strong academic standards

1 Strongly disagree	8	1.11%
2 Disagree	25	3.46%
3 Neither agree nor disagree	102	14.13%
4 Agree	420	58.17%
5 Strongly agree	167	23.13%
Total	722	



5. Characterized by mutual respect between students and professors

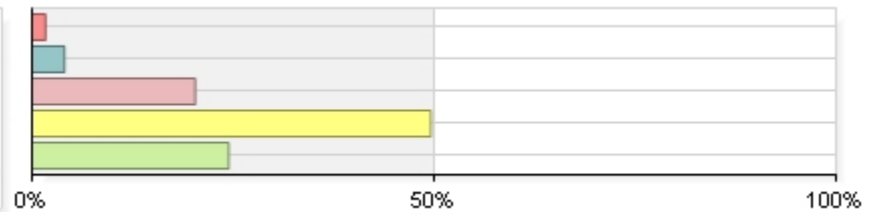
1 Strongly disagree	12	1.66%
2 Disagree	23	3.19%
3 Neither agree nor disagree	94	13.04%
4 Agree	412	57.14%
5 Strongly agree	180	24.97%
Total	721	



To what extent do you agree with the following in reference to your academic program? (continued)

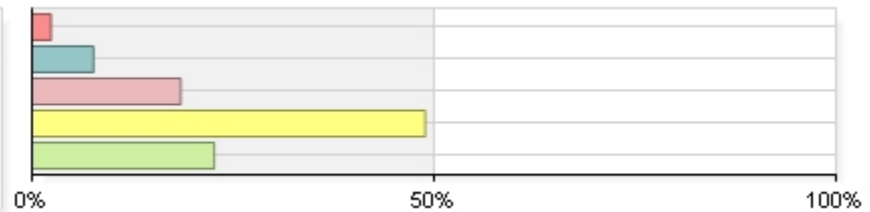
6. Teaches and affirms diversity, equity and social justice

1 Strongly disagree	12	1.67%
2 Disagree	29	4.03%
3 Neither agree nor disagree	146	20.28%
4 Agree	357	49.58%
5 Strongly agree	176	24.44%
Total	720	



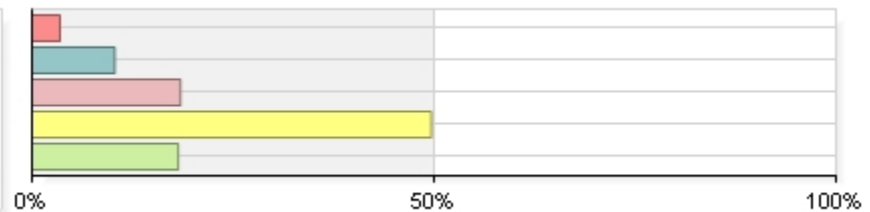
7. Provides adequate opportunities for program-related fieldwork/internship/practicum experiences

1 Strongly disagree	17	2.36%
2 Disagree	55	7.64%
3 Neither agree nor disagree	133	18.47%
4 Agree	352	48.89%
5 Strongly agree	163	22.64%
Total	720	



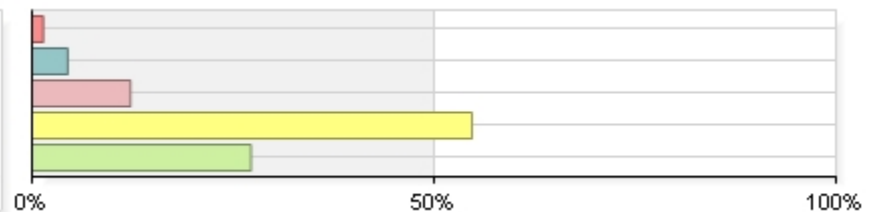
8. Provides opportunities to learn about and apply technologies that you are likely to encounter as a professional

1 Strongly disagree	25	3.47%
2 Disagree	74	10.26%
3 Neither agree nor disagree	133	18.45%
4 Agree	358	49.65%
5 Strongly agree	131	18.17%
Total	721	



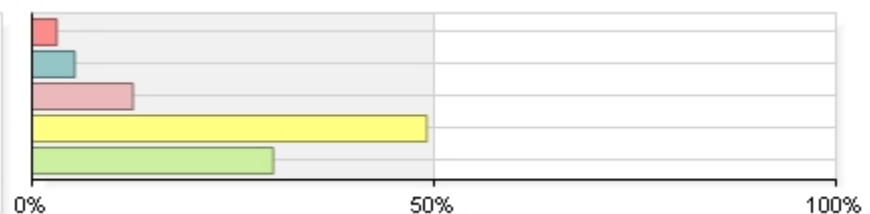
9. Provides exposure to current issues and topics in the field

1 Strongly disagree	10	1.39%
2 Disagree	32	4.44%
3 Neither agree nor disagree	88	12.22%
4 Agree	394	54.72%
5 Strongly agree	196	27.22%
Total	720	



10. Would recommend my academic program to other students

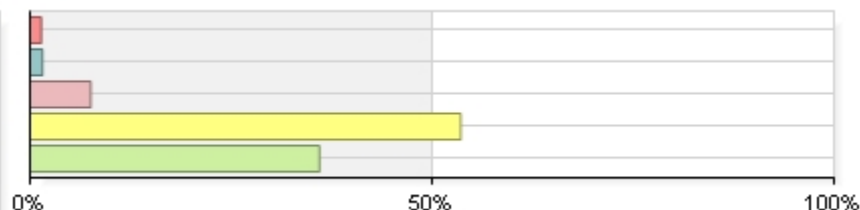
1 Strongly disagree	22	3.07%
2 Disagree	38	5.30%
3 Neither agree nor disagree	90	12.55%
4 Agree	352	49.09%
5 Strongly agree	215	29.99%
Total	717	



To what extent do you agree that your academic program helps in your development of the following?

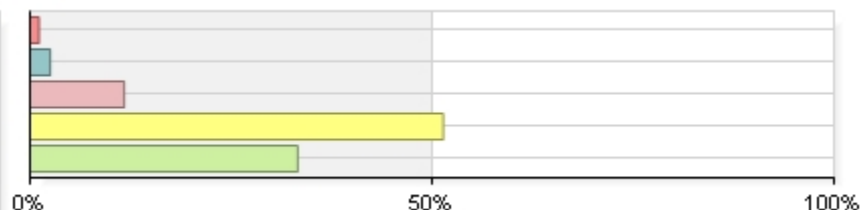
1. Critical thinking and problem-solving skills

1 Strongly disagree	10	1.39%
2 Disagree	11	1.53%
3 Neither agree nor disagree	54	7.53%
4 Agree	384	53.56%
5 Strongly agree	258	35.98%
Total	717	



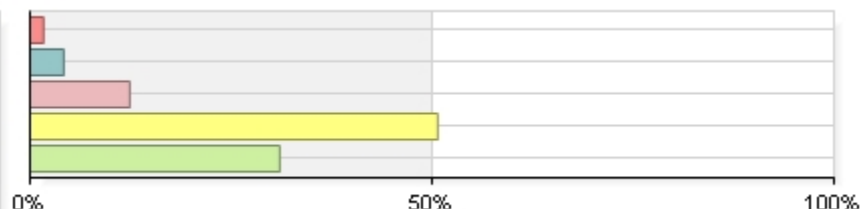
2. Oral and written communication skills

1 Strongly disagree	8	1.11%
2 Disagree	18	2.51%
3 Neither agree nor disagree	84	11.70%
4 Agree	369	51.39%
5 Strongly agree	239	33.29%
Total	718	



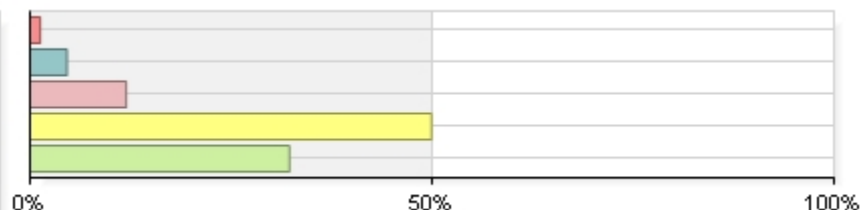
3. Interpersonal skills necessary to serve as an effective professional

1 Strongly disagree	12	1.67%
2 Disagree	30	4.18%
3 Neither agree nor disagree	89	12.40%
4 Agree	364	50.70%
5 Strongly agree	223	31.06%
Total	718	



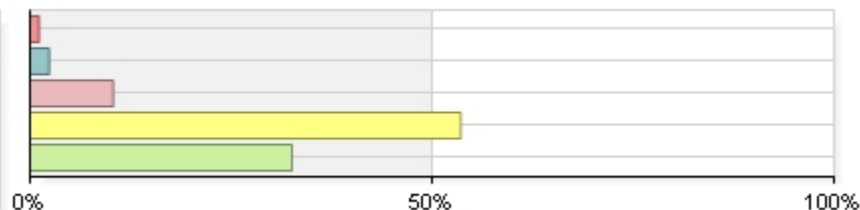
4. A strong sense of social, moral, and ethical responsibilities as they relate to your field of study

1 Strongly disagree	9	1.25%
2 Disagree	33	4.59%
3 Neither agree nor disagree	86	11.96%
4 Agree	359	49.93%
5 Strongly agree	232	32.27%
Total	719	



5. Use appropriate methods of inquiry in your field to analyze, understand, and develop effective solutions to problems

1 Strongly disagree	8	1.12%
2 Disagree	17	2.38%
3 Neither agree nor disagree	74	10.35%
4 Agree	383	53.57%
5 Strongly agree	233	32.59%
Total	715	



To what extent do you agree that your academic program helps in your development of the following? (continued)

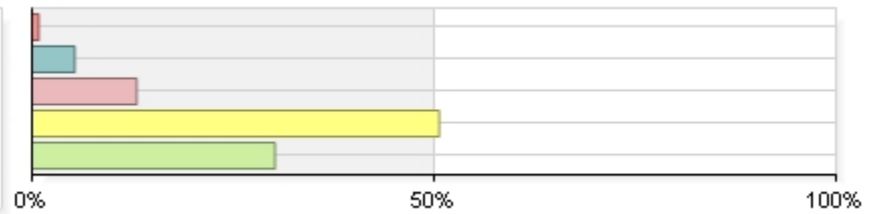
6. Leadership and/or management skills needed in your field of study

1 Strongly disagree	13	1.81%
2 Disagree	40	5.57%
3 Neither agree nor disagree	119	16.57%
4 Agree	355	49.44%
5 Strongly agree	191	26.60%
Total	718	



7. Understanding of the role and impact of the field in a broader societal and global context

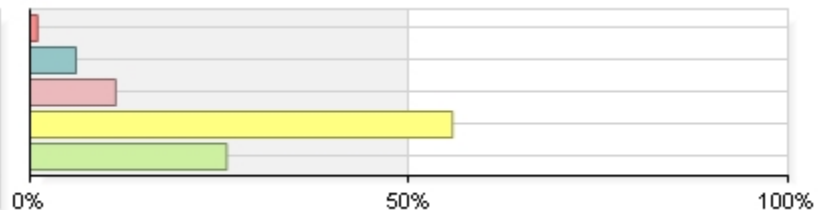
1 Strongly disagree	6	0.84%
2 Disagree	38	5.31%
3 Neither agree nor disagree	93	13.01%
4 Agree	362	50.63%
5 Strongly agree	216	30.21%
Total	715	



Please rate your level of satisfaction specific to your academic program with each of the following.

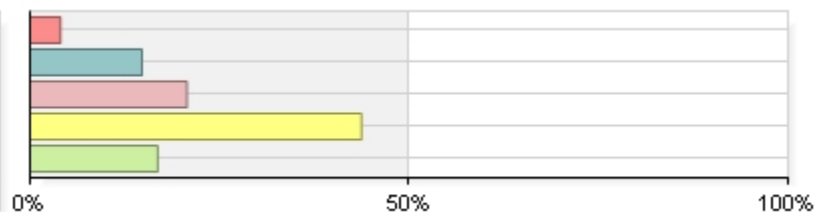
1. Quality of courses

1 Very dissatisfied	7	0.97%
2 Dissatisfied	44	6.07%
3 Neither satisfied nor dissatisfied	82	11.31%
4 Satisfied	404	55.72%
5 Very satisfied	188	25.93%
Total	725	



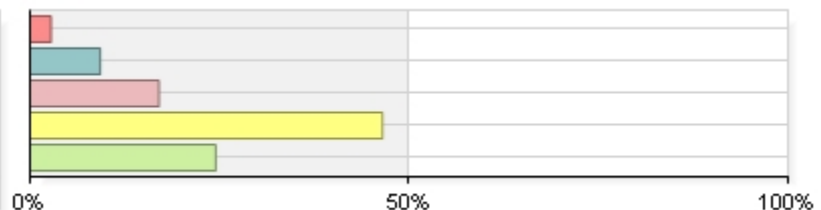
2. Usefulness of texts and course materials

1 Very dissatisfied	29	4.00%
2 Dissatisfied	107	14.76%
3 Neither satisfied nor dissatisfied	150	20.69%
4 Satisfied	317	43.72%
5 Very satisfied	122	16.83%
Total	725	



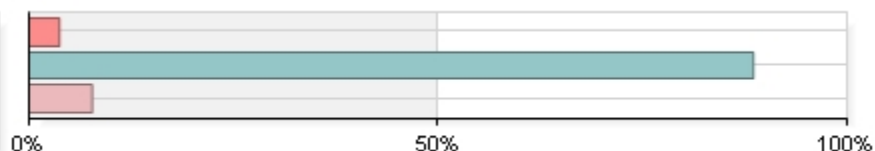
3. Relevance of coursework to expected career

1 Very dissatisfied	20	2.77%
2 Dissatisfied	67	9.27%
3 Neither satisfied nor dissatisfied	123	17.01%
4 Satisfied	336	46.47%
5 Very satisfied	177	24.48%
Total	723	



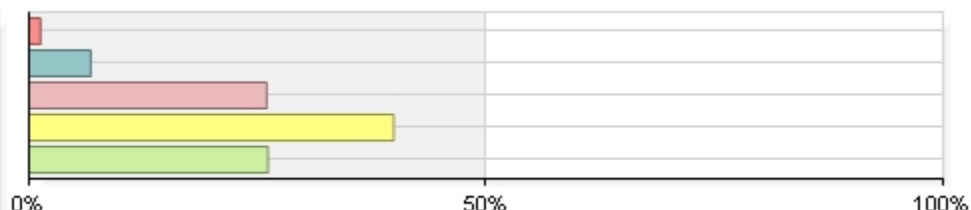
How would you describe your academic program?

1 Too difficult academically	27	3.72%
2 Appropriately challenging	643	88.57%
3 Too easy academically	56	7.71%
Total	726	



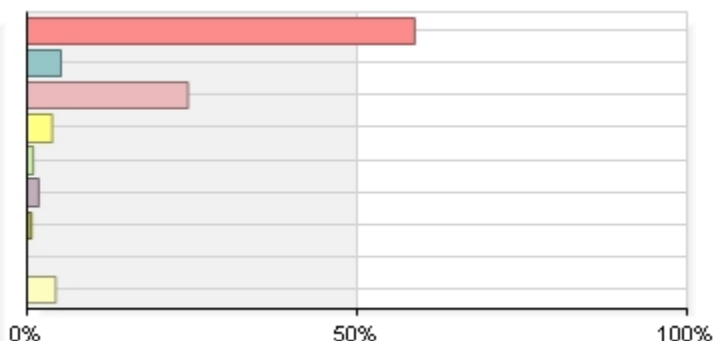
Overall experience with your academic program.

1 Extremely poor	9	1.24%
2 Below average	49	6.74%
3 Average	189	26.00%
4 Above average	290	39.89%
5 Excellent	190	26.13%
Total	727	



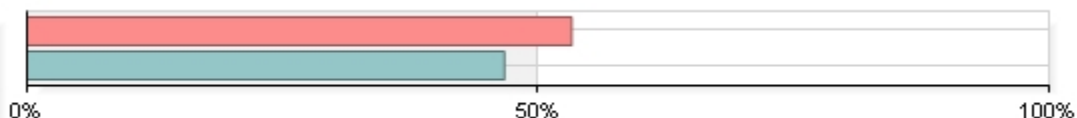
What is most likely to be your principal activity upon graduation?

1 Employment, full-time paid	434	58.73%
2 Employment, part-time paid	38	5.14%
3 Graduate or professional school, full-time	180	24.36%
4 Graduate or professional school, part-time	28	3.79%
5 Additional undergraduate coursework	7	0.95%
6 Military service	13	1.76%
7 Volunteer activity (i.e. Peace Corps)	5	0.68%
8 Starting or raising a family	2	0.27%
9 Other	32	4.33%
Total	739	



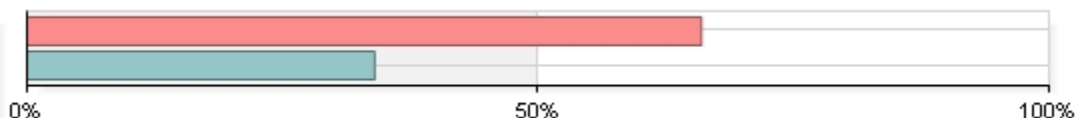
Do you have a job after graduation?

1 Yes	397	53.29%
2 No	348	46.71%
Total	745	



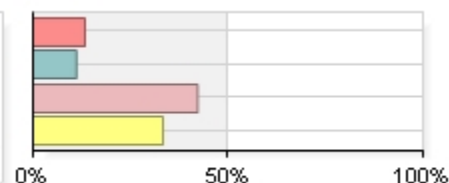
Is this job related to your undergraduate major?

1 Yes	262	65.99%
2 No	135	34.01%
Total	397	



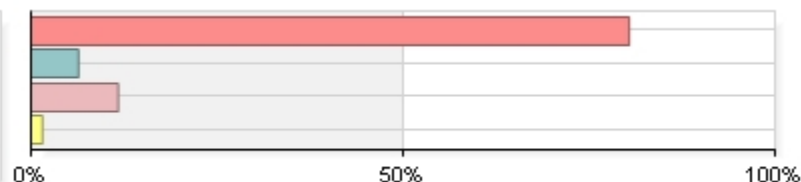
You indicated that this job is not related to your undergraduate major, please indicate why.

1 I found a more desirable position in another field	18	13.33%
2 I was unable to find a position related to my degree program	15	11.11%
3 I have not seriously looked for a position related to my degree program	57	42.22%
4 Other	45	33.33%
Total	135	



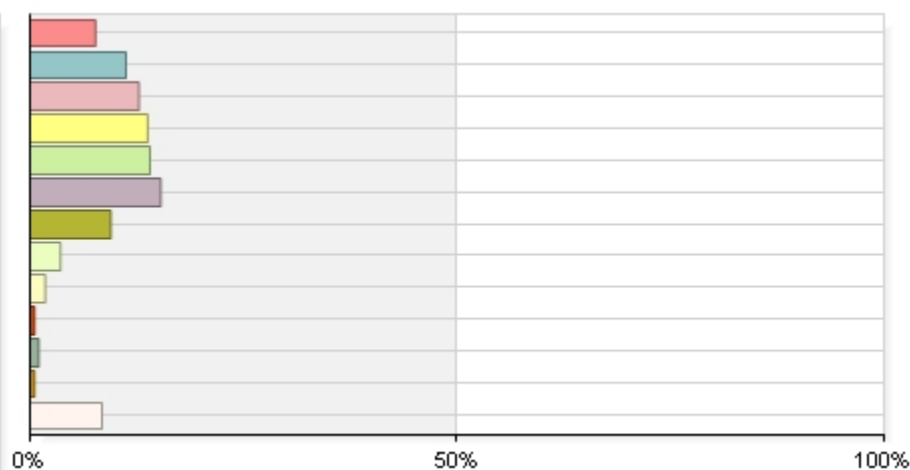
Where is your employer located?

1 Kentucky	316	80.41%
2 Illinois, Indiana, Ohio, Tennessee	25	6.36%
3 Other U.S. location	46	11.70%
4 Outside U.S.	6	1.53%
Total	393	



Please provide an estimate of the annual pre-tax salary you will earn.

1 Less than \$10,000	30	7.65%
2 \$10,000-\$19,999	44	11.22%
3 \$20,000-\$29,999	50	12.76%
4 \$30,000-\$39,999	54	13.78%
5 \$40,000-\$49,999	55	14.03%
6 \$50,000-\$59,999	60	15.31%
7 \$60,000-\$69,999	37	9.44%
8 \$70,000-\$79,999	14	3.57%
9 \$80,000-\$89,999	7	1.79%
10 \$90,000-\$99,999	2	0.51%
11 \$100,000-\$149,999	4	1.02%
12 \$150,000 or more	2	0.51%
13 Prefer not to answer	33	8.42%
Total	392	



What is the name of the organization where you will be working?

Comments
ZirMed
Dare to Care Food Bank
UofL
Maryhurst
Blue Valley USD 229
Louisville, Gas and Electric - Kentucky Utilities
Bluegrass Center for Autism
Duke Energy
Parker Hannifin
Prefer not to answer
The Rawlings Company

Comments
Mattingly Ford
Total Quality Logistics
Walt Disney World Currently
Department of Defense (Army)
Veteran's Administration
U of L
McDonalds
MASA Israel Teaching Fellows
Fives Intralogistics
Norton Healthcare
National Guard
Baptist Health Louisville
Crowe Horwath LLP
LG&E
A place which I'm not willing to disclose
Norton
Norton Children's Hospital
KPMG
Self Employed
Norton
Twin Lakes Regional Medical Center
Louisville Orthopaedic Clinic
Bastian Software Solutions
Farm Credit Mid-America
stock yards bank
UTC aerospace division
PricewaterhouseCoopers
Baptist Health Louisville
Nordstrom
Harris County
United Parcel Services, Bullitt County Public Schools
Courier-Journal Media
Norton Healthcare
United Parcel Service
Marathon Petroleum Company
Administrative Offices of the Courts
Milestone wellness center
JCPS
US Floors
Superior Business Solutions
Edge Sports Performance
The Brook Dupont
Bear Valley Ski Lodge

Comments
University of Louisville
Game Stop
Blairwood swim and tennis center
United Parcel Service
Baptist Health Louisville
University of Louisville
Park Community Credit Union
Zoeller co.
Mary Hatfield Oliva Tax & Bookkeeping
Default Mitigation Management
UPS
Skaggs RV
Norton Healthcare
Jewish Hospital
x
Humana
Jefferson County Sheriff's Office
NHC
Anthem
PNC
will continue to work for DoD, Department of the Army; hope to move into a training job
Turner Construction
Department of Juvenile Justice
dynacraft
University of Louisville
Floyd County Schools
Liberty Mutual
CBA
Norton
Vogt Power
KentuckyOne Health
U.S. ARMY
Hardin County Schools
JCPS
Kentucky Center for the Performing Arts
Natus Medical Inc.
Material Handling Systems
Ernst & Young
Crowe Horwath
NeuroRestorative
Behavioral Wellness Clinic
ECI

Comments
Mountjoy Chilton Medley LLC
Law office
YMCA
New York Life
Norton healthcare
Jefferson County Public School
The Brook
N'
Ernst and Young
Alpha Media
United Parcel Services
DS Research
Village 8 Theaters
Phoenixville Police Dept.
Dominos
Norton Healthcare
Norton Healthcare
TATA Consulting Agency
CNS
Ameriprise
St. Bernard school
Nortons childrens hospital
Green Bean Delivery
Middletown Fire Department
Barnes & Noble
UPS
Baptist Health Madisonville
Red Bull North America
Advanced industrial elements
Norton Healthcare
US MILITARY
University of Louisville
New York Yankees
Do you really expect seniors to fill out this entire survey?
Louisville Pub Group
State Farm
gallatin county
Teach for America
Century Mortgage
Childrens therapy center
JCPS
PepsiCo
Horse Racing Nation

Comments
Great American Insurance Company
Buckle
Family and Children's Place
University of Louisville
Procter & Gamble
gulfstream
LGE
PCPA (Pacific conservatory theatre)
Stewart & Associates
Scoppechio
Deloitte Tax LLP
Real Estate Firm
University of Louisville
U.S. Army
BKD
General Electric
Norton Healthcare
Rockford Register Star
Barfly Ventures LLC
Hardin Memorial Hospital
New Hope Services Inc.
Disney World
EY
Chik- Fil- A, Spalding Baseball
Abel Construtction Co
Texas Roadhouse
LearningRX
Texas Roadhouse
n`
University of Louisville
Shepherdsville Animal HOspital
Primrose Acedemy
Kentucky Air National Guard
Carolina Panthers
Norton Healthcare
US Army
Norton Healthcare
POS Portal
River City United Methodist Church
Mesh
U.S. Army
Kroger

Comments
U of L
University of Louisville
Bastian Solutions
Spartanburg Police
Baptist Hospital East
Norton Pavillion
Kentucky Kingdom
ElderServe
Hopebridge
United States Army
Whayne Supply Company
Sullivan's Tap House
Gordon Biersch
Planet Fitness
Walmart
ULH
Shepherdsville Police Department
Humana, Inc.
University of Louisville Hospital
3playMedia
Ups
LMPD
New York Life
Hopebridge
UPS
PhysAssist Scribes
military
Norton Children's Hospital
LGE and KU
Wal-Mart
Humana
Norton Children's Hospital
UPS
Self Employed
PhysAssist
New Jersey Devils
Dreams With Wings
Speed Art Museum
Automatic Data Processing
The Stevenson Company
Humana
UPS
Eldridge Company LLC

Comments
Louisville Metro Parks and Recreation
Metro Fence Inc.
Cook Medical
Several (Part-Time)
Bethlehem High School
Riddle Insurance
Hexion Inc
Walgreens
University of Louisville hosp
Mindsalt
Engineered Solutions
Norton
Athleta
Performance Electronics
Army
Army
Flaget Memorial Hospital
JCPS
BAPTIST HEALTH
I will not be working for an organization; I have a nannying job that will last for the course of the summer.
Norton Brownsboro Hospital
Jefferson County Public Schools
Vanderbilt University
HD SUPPLY
.
University of Louisville Hospital
University of Louisville hospital
McMasters Keith Butler
University of Wyoming
Cabinet for Health and Family Services
UPS
2is inc
Norfolk Southern Corporation
Fort Hays State University Department of Geosciences
University of Louisville Hospital
Kentucky National Guard
Kentucky Transportation Cabinet
NPAS
Owensboro Health Regional Hospatil
Panera Bread
City of Greenville
Baptist Health Louisville

Comments
Lexis Nexis
Medtronic
UPS
adidas
UPS
UPS
Universal music group
Hillreich and Bradsby
Yum Brands
Owensboro Health Regional Hospital
ups
L&S concrete construction
Norton Children's Hospital
Rootbound Farm
Norton Children's Hospital Downtown
Cornerstone Dental
Optum 360
Norton Suburban Hospital
Mortenson family dental
Private Practice Dentistry
GE Appliances
Braxton brewing
University of Louisville Political Science Department
PricewaterhouseCoopers
Plainveiw
UofL
The Beaded Treasures Project
Tetrafab
LG&E and KU Energy
Construction
GE Appliances
Ernst & Young
JCPS
UPS
University of Massachusetts-Lowell Athletic Association
PricewaterhouseCoopers
New Hope Services
Goldman Sachs
Mayan Cafe
YMCA
Morton's The Steakhouse
Louisville Ballet
Old Navy

Comments

Currently employed. Would rather not say.

What will your job title be?**Comments**

.NET Engineer

Program Coordinator

Public Relations Coordinator

Youth Counselor

Classroom Paraprofessional

Chemical Engineer I

Lead Instructor

Engineer I

Engineering Intern

Prefer not to answer

Auditor

Clerk

Logistics Account Executive

Material Attendant hopefully Planned Work Specialist or Training Development

Marketing

Veterans Outreach Coordinator

Program Coordinator

General Manager

English Teacher

Electrical Engineer

RN

Military Police

RN

Audit Intern

IT Security Analyst

Software Developer

Registered Nurse

Registered Nurse, Emergency Department

Audit Associate

Racehorse Trainer

BSN

Nurse

Data Entry Clerk

Technical Support Specialist

Network Engineer

eft services supervisor

process & systems engineer

Assurance Associate

Comments
CCU RN
Sales Associate
Elementary School teacher
Forklift driver, Sub teacher
RN
Advertising Representative
Medical Assistant
Human Resources Health and Safety
Training Supervisor
Pretrial Officer
Fitness specialist
Substitute Teacher
Territory Manager
Human Resources
Coach
Mental Health Tech
RN
Lift Operator
Counselor
Seasonal Employee
Swim instructor
Frontline Supervisor
Registered Nurse
Financial Aid Advisor
Member Service Representative
Production specialist
Tax consultant, Marketing manager
Mitigator/Translator
Financial Analyst
Parts and Service Manager
Cyto-Clinical Processor
Paralegal
Branch Manager
RN
x
Pharmacy Specialist
Deputy Sheriff
Manager
Executive Assistant
CLIENT SOLUTION SPECIALIST
Financial Systems Analyst
Field Engineer

Comments
Program Analyst--Children's Benefits Worker
production
Associate in Athletic Adminstration
Substitute Teacher
IT Rotation
DSP then RBT
RN
Proposal Engineer
Patient Access Representative
Sergeant Major / Senior Enlisted Non-Commissioned Officer
Teacher
Substitute teacher
It hasn't been created yet
Engineering Sales Specialist
Engineer
Staff Auditor
tax accountant
Life Skills Trainer
Office Manager
Beverage Manager
Tax Associate
Paralegal assistant
Personal Trainer
Agent
System director
Certified Classroom Teacher
Mental Health Counselor
Pharmacy Technician
N`
Cyber Threat Management
Promotions Coordinator of Urban stations
Document Auditor
Administrative Operations/Marketing Coordiantor
Everything
Police Officer
Delivery Driver
RN
Registered Nurse
Software Engineer
DSP and SCA
Client Service Specialist
Substitute teacherter school care aide
Registered Nurse

Comments
warehouse packer
Battalion Chief
Barista
Industrial Engineering Supervisor
RN
Field Marketing Specialist
Office manager
Registered Nurse
Senior Armor NCO
Market Manager
Professional Baseball Player
This thing is longer than any of my finals
Server
Assistant Marketing Coordinator
sub
Teacher
IT Specialist
Receptionist/ office assistant
Substitute Teacher
Sales and customer relations Management associate
unsure as of now
Underwriter Trainee Program
Sales teammate
Staff member
Program Assistant
Technical engineer
E1
Financial and Contract Auditor
Scenic Artist Intern
Junior Account Manager
Media Assistant
Tax Consultant
Appraiser/ Real Estate Agent
Administrative Associate
Senior Military Science Instructor
Healthcare Consuling
Line worker
Emergency Room Registered Nurse
Editorial Intern
Line Cook
Graduate RN
Attractions cast member


Comments
Staff accountant
Director of Catering, Assistant Coach
CEO
Digital Marketing Copywriter
brain trainer
Payroll Accountant
n`
Graduate Assistant
Vet Assistant
Teacher
Contracting Officer
Intern - Athletic Trainer
Lead Teacher
Registered Nurse
Instructor/Writer
CPC
Shipping Associate
Interim Children's Minister
Bartender
Platoon Leader
Pharmacy technician
assistant
Technology Specialist
Project Engineer
Lieutenant
Registered Nurse
OR RN,BSN
auditor
Rep Payee Coordinator
ABA Therapist
Master Sergeant
Product Support Intern
Bartender/Server
Brewer
front desk clerk
Department manager
RN
Sgy
Financial Analyst
RN
Transcription editor
Supervisor
Crime Analyst

Comments
Associate
RBT
Business Professional
Medical Scribe
?
Registered Nurse in PICU
accounting analyst I
Cashier
Financial Analyst
Registered Nurse
Package Handler
Nurse
Piano Teacher
Scribe
Account Executive
DSP
Guest Relations
Associate District Manager
Web developer
Analyst
Health and Safety Specialist
Financial Manager,ookeeper
Athletics Coordinator
Marketing Administrator
Sustaining Engineer
Different Positions
Associate Software Engineer
Assistant Football/sketchball coach and substitute teacher
Sales Agent
Production Scheduler/ Raw materials buyer
Assistant Manager Trainee
Spd tech
Design Intern
Graduate Intern for the Summer
Receptionist
Sales Associate
Electronic Hardware Design Engineer
HR Spc
Military Science Instructor
RN
Interventionist
REGISTERED NURSE


Comments
Nanny
Surgical Tecnologist
Registered Nurse
ECE Instructional Assistant
Project Manager
WAREHOUSE LEAD
.
RN
Rn
Office Clerk (This is part time, pre-law school work)
Graduate Reseach/Teaching Assistant
Social Service Worker I
Maintenance Finance Admin
Quality assurance intern
Revenue Manager
Graduate Teaching Assistant
Biomed
Marketing Manager
Engineer In Training 1
PRIVATE PAY DIALER
RN
Assistant Manager
Police Lieutenant
RN-BSN
Junior Software Engineer
Associate QA Engineer
Import advisor to unexpected arrivals
Summer marketing internship Global Basketball Footwear product management
Crew Scheduler
N`
Paid intern
Tour Guide
Network Analyst
Surgical Pediatrics RN, SN
Frontline Supervisor
Owner
RN
seasonal farmhand
RN
RDH
Performance Improvement Lead
Critical Care RN
Dental hygienist

Comments
Dental hygienist
Bartender/ promotions
Graduate Assistant
Assurance Associate
Head Coach
Enterprise Security Analyst Temp
Social media strategist
Marketing Director
Programmer`nalyt - Associate
Technician
CDP Program
Risk Assessment Associate
TBD
Package handler
Communications Assistant
Assurance associate
Clinic Assistant
Financial Analyst
RDH
Server
Teacher Assistant
Captain
Reporter/Multimedia Journalist
Intern for Marketing and PR
Brand Associate
Currently - "Administrative Assistant"

How did you learn about your position?

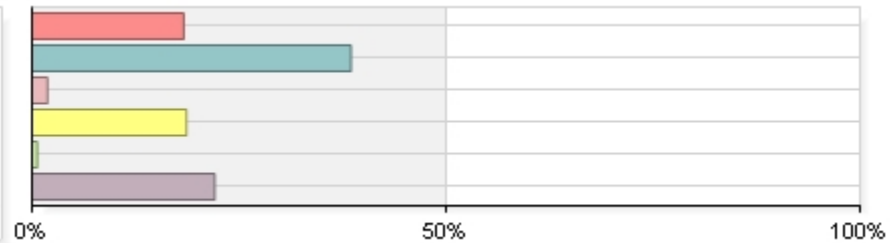


[QTitle]



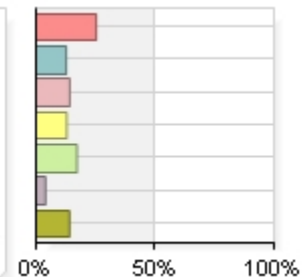
[QTitle]

Professional association	59	18.32%
Family or friend	124	38.51%
Newspaper advertisement	6	1.86%
Internet job posting	60	18.63%
Head hunter	2	0.62%
Other	71	22.05%
Respondent(s)	288	



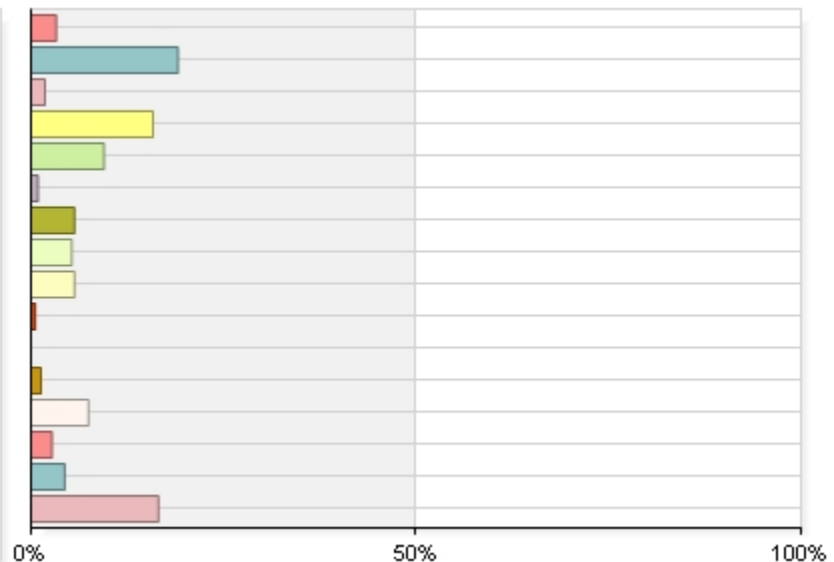
Are you planning to attend graduate school?

1 No	187	25.24%
2 Yes, Plan to attend graduate or professional school immediately after graduation	94	12.69%
3 Yes, Plan to attend graduate or professional school within 1-6 months of graduation	105	14.17%
4 Yes, Plan to attend graduate or professional school within 7-12 months of graduation	95	12.82%
5 Yes, Plan to attend graduate or professional school between 1-3 years of graduation	127	17.14%
6 Yes, Plan to attend graduate or professional school between 3-5 years of graduation	29	3.91%
7 Yes, Plan to attend graduate or professional school, but I do not know when I will begin	104	14.04%
Total	741	



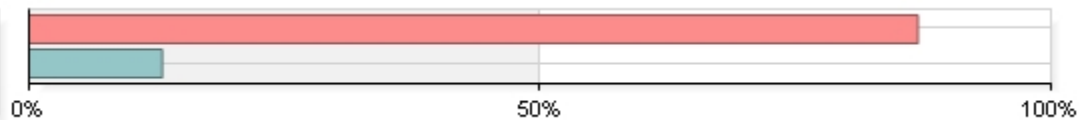
What will be your field of study?

1 Biological & Physical Sciences	18	3.27%
2 Business	105	19.09%
3 Dentistry	10	1.82%
4 Education	87	15.82%
5 Engineering	52	9.45%
6 Humanities	5	0.91%
7 Law	31	5.64%
8 Medicine	29	5.27%
9 Social Sciences	31	5.64%
10 Theological School/Seminary	3	0.55%
11 Veterinary Medicine	1	0.18%
12 Music	7	1.27%
13 Nursing	41	7.45%
14 Public Health	15	2.73%
15 Social Work	24	4.36%
16 Other	91	16.55%
Total	550	



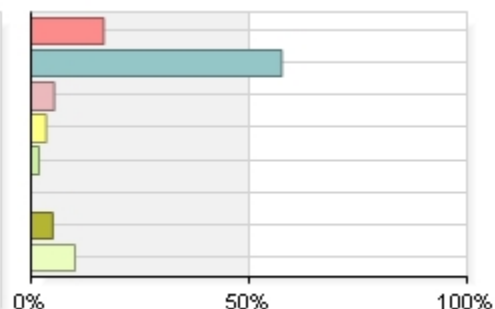
Is this field related to your academic program?

1 Yes	474	86.97%
2 No	71	13.03%
Total	545	



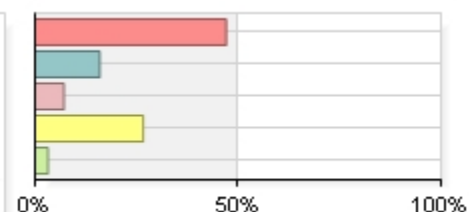
What degree will you be seeking?

1 M.B.A. (Business)	91	16.67%
2 Other Master's (includes all other degrees with "Master" in the title)	314	57.51%
3 L.L.B. or J.D. (Law)	29	5.31%
4 M.D. or D.O. (Medicine)	19	3.48%
5 D.D.S. (Dentistry)	10	1.83%
6 D.V.M. (Veterinary Medicine)	1	0.18%
7 Ph.D. or Ed.D.	27	4.95%
8 Other	55	10.07%
Total	546	



Where will you be attending school?

1 UofL	251	47.09%
2 Another college or university located in Kentucky	85	15.95%
3 A college or university located in Illinois, Indiana, Ohio, or Tennessee	38	7.13%
4 A college or university located in another U.S. location	142	26.64%
5 A college or university outside of the U.S.	17	3.19%
Total	533	



Indicate your overall level of satisfaction with your experiences at UofL.

1 Very dissatisfied	19	2.57%
2 Dissatisfied	55	7.43%
3 Neither satisfied nor dissatisfied	83	11.22%
4 Satisfied	388	52.43%
5 Very satisfied	195	26.35%
Total	740	

