

Graduating Master's & Doctoral & Professional Student Survey AY 2016-17 - NO COMMENTS

Project Audience 1885
Responses Received 588*
Response Ratio 31.19%

Report Comments

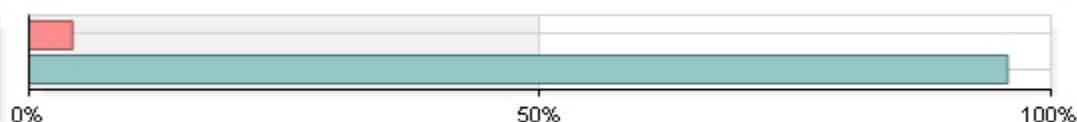
This report includes students who graduated from the university in either Summer 2016, Fall 2016, or Spring 2017

*Includes all students who began the survey, regardless of completion.

Prepared by IE Survey
Creation Date Wed, Nov 01, 2017

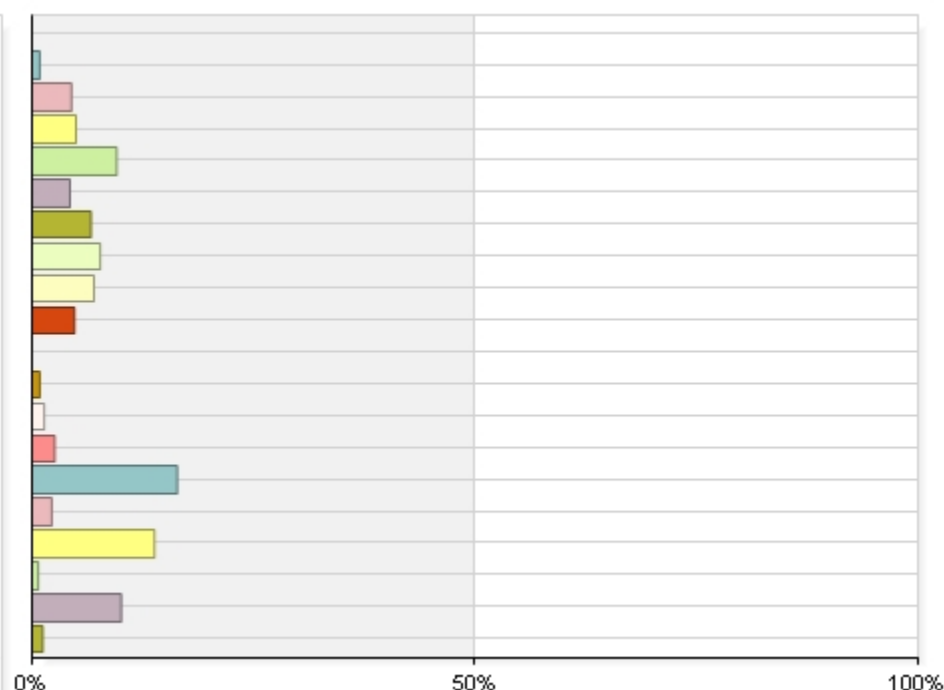
Are you graduating with more than one academic program (major)?

1 Yes	25	4.25%
2 No	563	95.75%
Total	588	



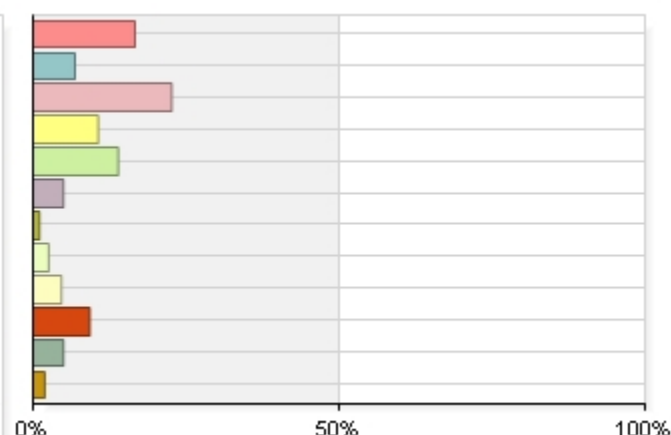
What degree did you earn?

1 Au.D.	2	0.34%
2 Ed.S.	5	0.85%
3 D.M.D.	26	4.44%
4 J.D.	29	4.95%
5 M.A.	56	9.56%
6 M.A.T.	25	4.27%
7 M.B.A. or M.A.C.	39	6.66%
8 M.Ed.	45	7.68%
9 M.Eng.	41	7.00%
10 M.D.	28	4.78%
11 M.F.A.	2	0.34%
12 M.M. or M.M.E.	5	0.85%
13 M.P.A. or M.U.P.	8	1.37%
14 M.P.H.	15	2.56%
15 M.S. or M.Sc.	96	16.38%
16 M.S.N.	13	2.22%
17 M.S.S.W.	81	13.82%
18 Ed.D.	4	0.68%
19 Ph.D.	59	10.07%
20 Other	7	1.19%
Total	586	

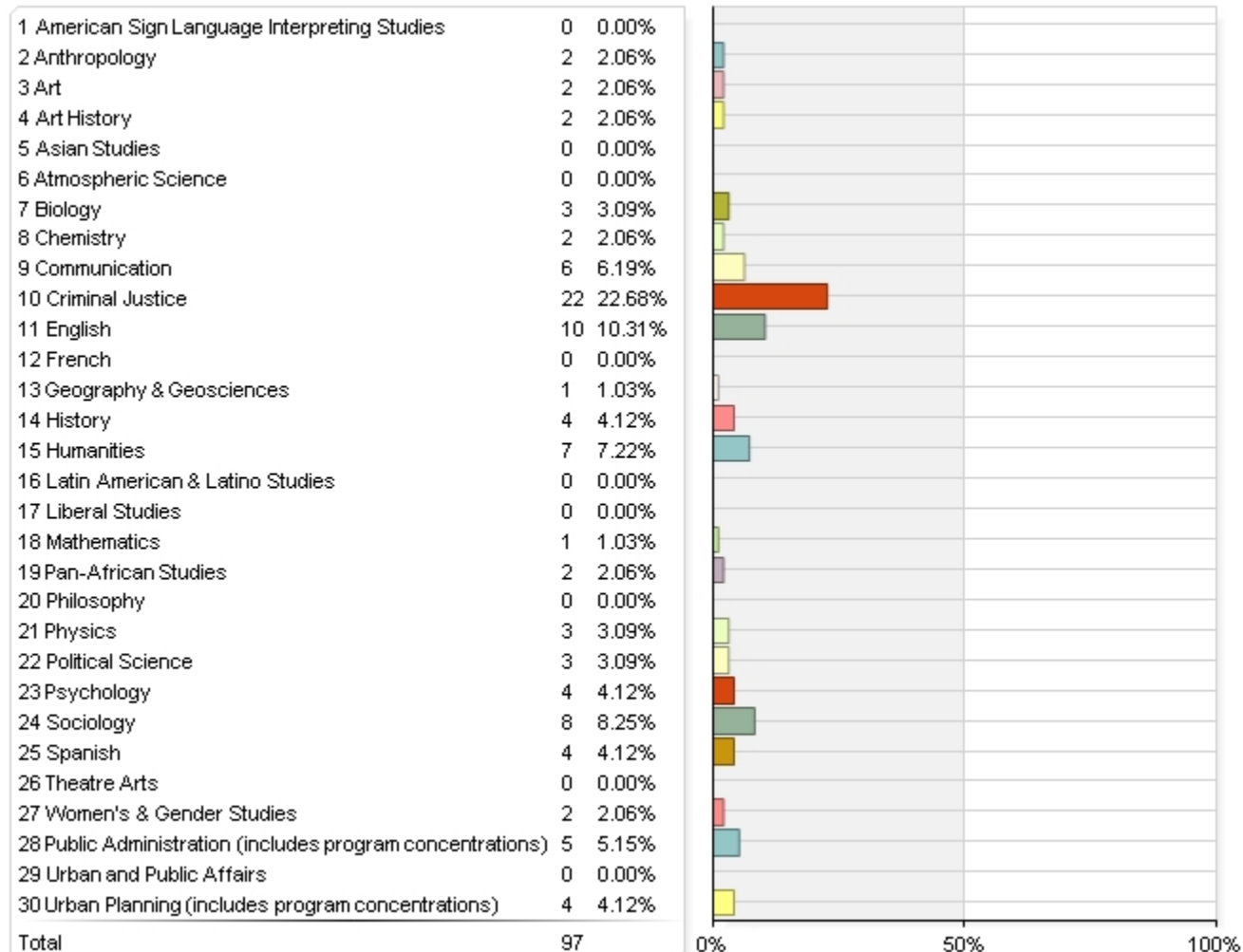


In what college/school is your academic program (major)?

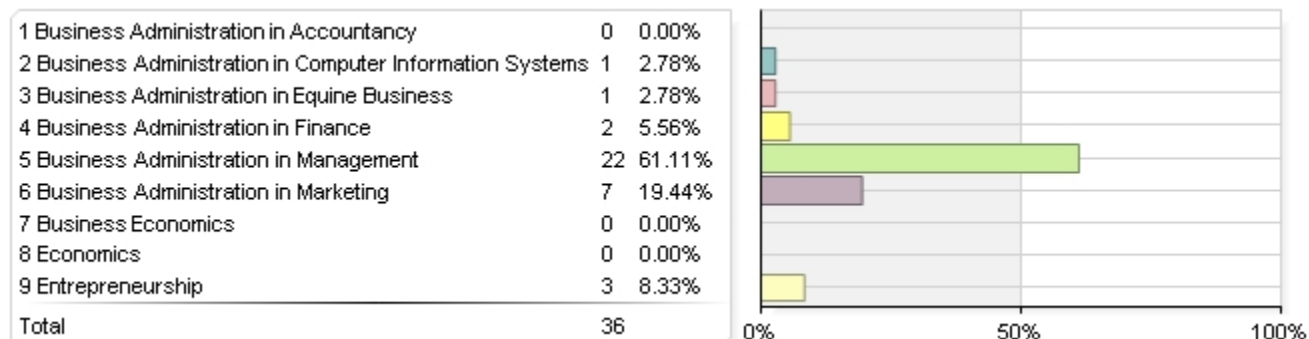
1 College of Arts & Sciences	97	16.64%
2 College of Business	40	6.86%
3 College of Education & Human Development	132	22.64%
4 J.B. Speed School of Engineering	62	10.63%
5 Kent School of Social Work	81	13.89%
6 School of Dentistry	29	4.97%
7 School of Music	6	1.03%
8 School of Nursing	15	2.57%
9 School of Public Health & Information Sciences	27	4.63%
10 School of Medicine	54	9.26%
11 Brandeis School of Law	29	4.97%
12 School of Interdisciplinary & Graduate Studies	11	1.89%
Total	583	



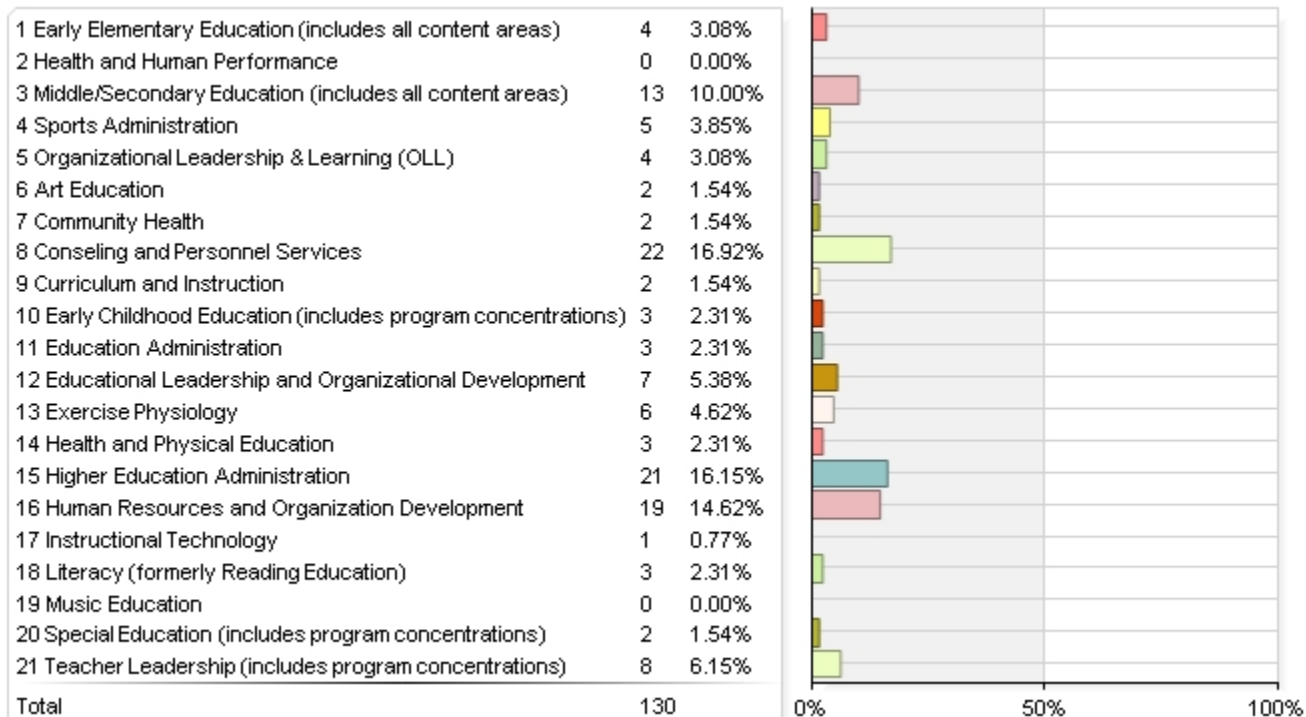
Please select your program from the College of Arts & Sciences programs listed below.



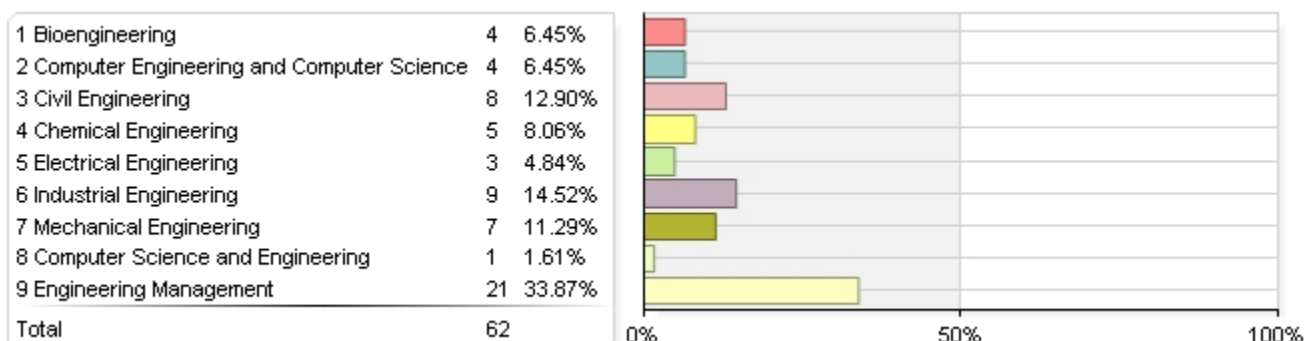
Please select your program from the College of Business programs below.



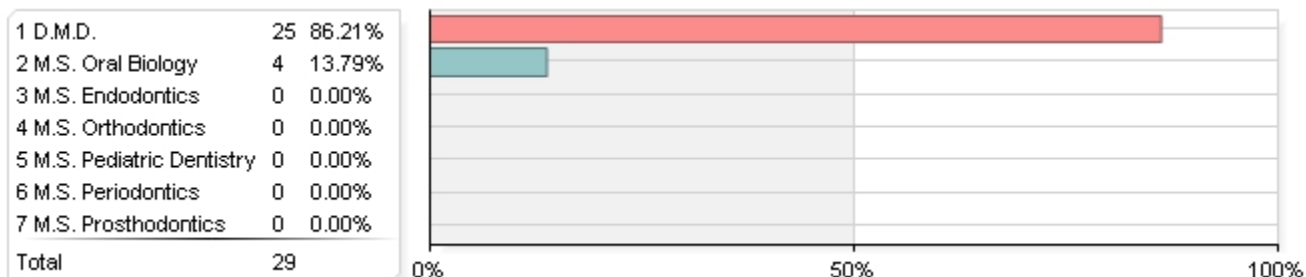
Please select your program from the College of Education & Human Development programs listed below.



Please select your program from the J.B. Speed School of Engineering programs listed below.

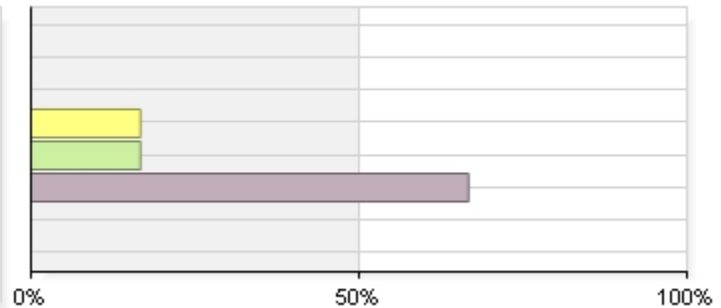


Please select your program from the School of Dentistry programs listed below.



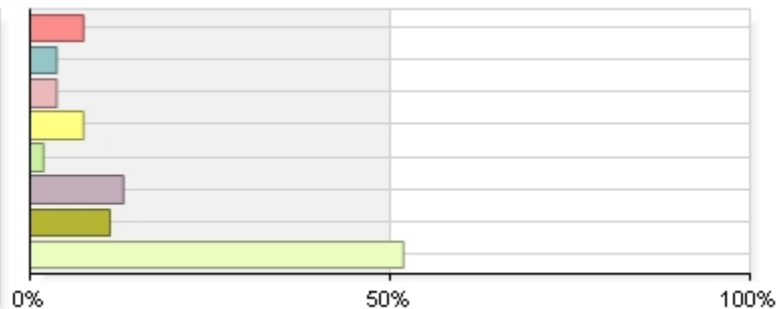
Please select your program from the School of Music programs listed below.

1 Music (includes all concentrations)	0	0.00%
2 Music Education (includes all concentrations)	0	0.00%
3 Music Therapy (includes all concentrations)	0	0.00%
4 Music History	1	16.67%
5 Music Theory	1	16.67%
6 Instrumental/Vocal Performance/Conducting	4	66.67%
7 Music Composition	0	0.00%
8 Jazz	0	0.00%
Total	6	



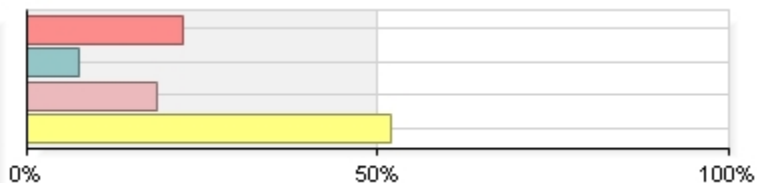
Please select your program from the School of Medicine programs listed below.

1 Anatomical Sciences & Neurobiology	4	7.41%
2 Audiology	2	3.70%
3 Biochemistry & Molecular Genetics	2	3.70%
4 Communicative Disorders	4	7.41%
5 Microbiology & Immunology	1	1.85%
6 Pharmacology & Toxicology	7	12.96%
7 Physiology	6	11.11%
8 M.D.	28	51.85%
Total	54	



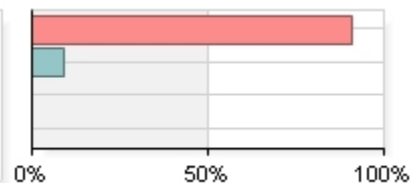
Please select your program from the School of Public Health & Information Sciences programs listed below.

1 Biostatistics (includes concentrations)	6	22.22%
2 Clinical Investigation Sciences	2	7.41%
3 Epidemiology	5	18.52%
4 Public Health (includes concentrations)	14	51.85%
Total	27	



Please select your program from the School of Interdisciplinary & Graduate Studies programs listed below.

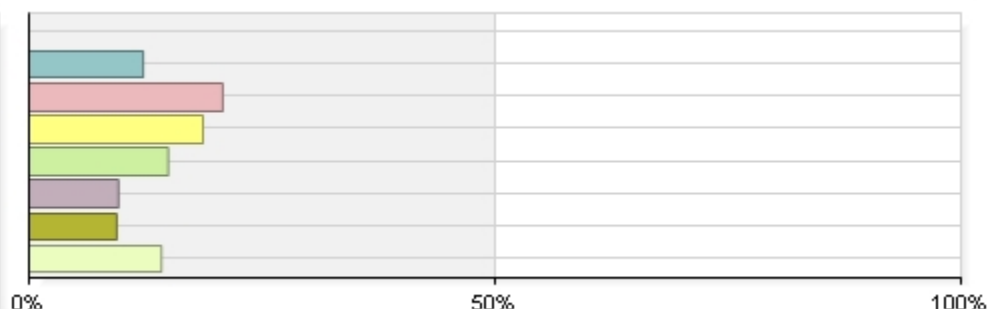
1 Interdisciplinary Studies	10	90.91%
2 Interdisciplinary Studies: Concentration in Bioethics and Medical Humanities	1	9.09%
3 Interdisciplinary Studies: Specialization in Bioinformatics	0	0.00%
4 Interdisciplinary Studies: Specialization in Translational Neuroscience	0	0.00%
Total	11	



Please indicate the number of hours in an average 7-day week that you spend on the following activities.

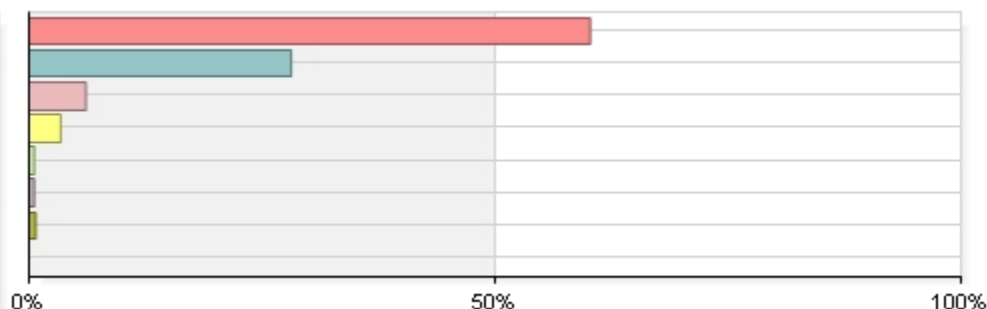
1. Preparing for class (studying, reading, writing, doing homework or lab work, analyzing data, rehearsing, attending tutoring or supplemental instruction, working in laboratory, and/or other academic activities)

1 Zero	1	0.18%
2 1-5	69	12.26%
3 6-10	117	20.78%
4 11-15	105	18.65%
5 16-20	84	14.92%
6 21-25	54	9.59%
7 26-30	53	9.41%
8 More than 30	80	14.21%
Total	563	



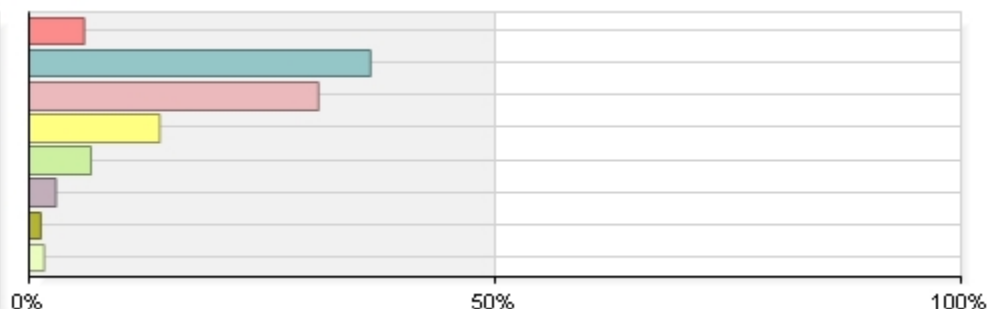
2. Participating in co-curricular activities (organizations, campus publications, student government, intercollegiate or intramural sports, etc.)

1 Zero	336	60.22%
2 1-5	157	28.14%
3 6-10	34	6.09%
4 11-15	19	3.41%
5 16-20	3	0.54%
6 21-25	3	0.54%
7 26-30	4	0.72%
8 More than 30	2	0.36%
Total	558	



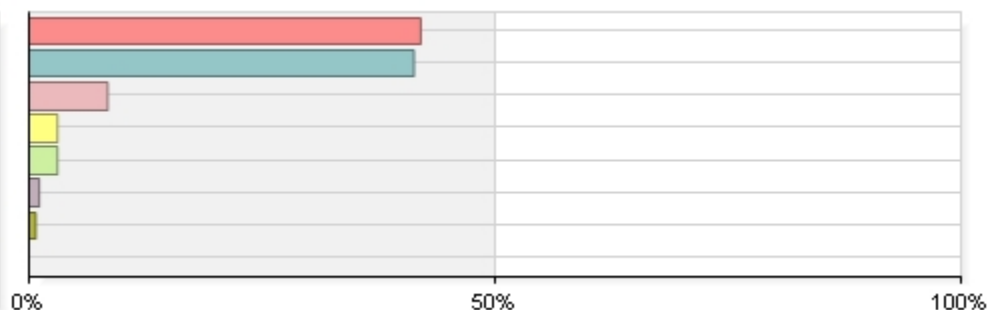
3. Relaxing and socializing (time with friends, videogames, TV, online)

1 Zero	33	5.92%
2 1-5	204	36.62%
3 6-10	173	31.06%
4 11-15	78	14.00%
5 16-20	37	6.64%
6 21-25	16	2.87%
7 26-30	7	1.26%
8 More than 30	9	1.62%
Total	557	



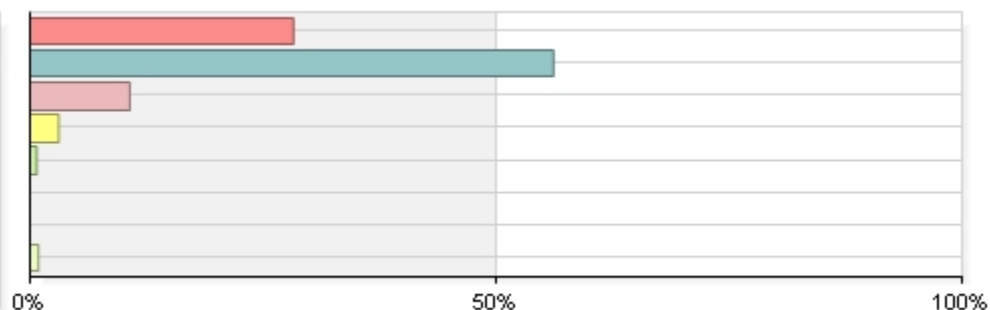
4. Doing community service or volunteer work

1 Zero	234	42.01%
2 1-5	230	41.29%
3 6-10	47	8.44%
4 11-15	17	3.05%
5 16-20	17	3.05%
6 21-25	6	1.08%
7 26-30	4	0.72%
8 More than 30	2	0.36%
Total	557	



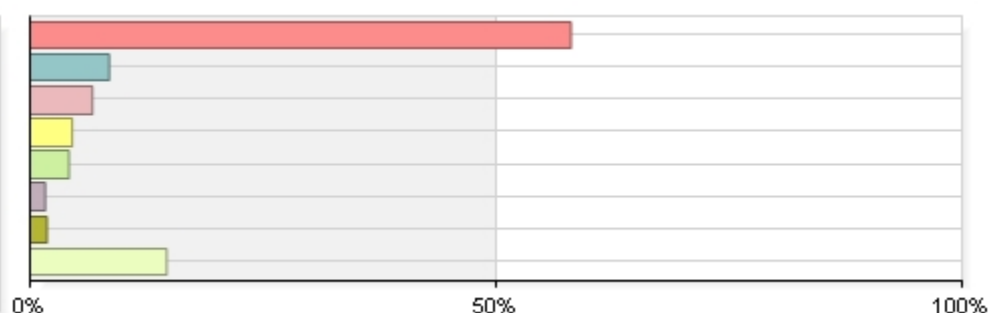
5. Commuting to campus

1 Zero	156	28.26%
2 1-5	310	56.16%
3 6-10	59	10.69%
4 11-15	17	3.08%
5 16-20	4	0.72%
6 21-25	1	0.18%
7 26-30	0	0.00%
8 More than 30	5	0.91%
Total	552	



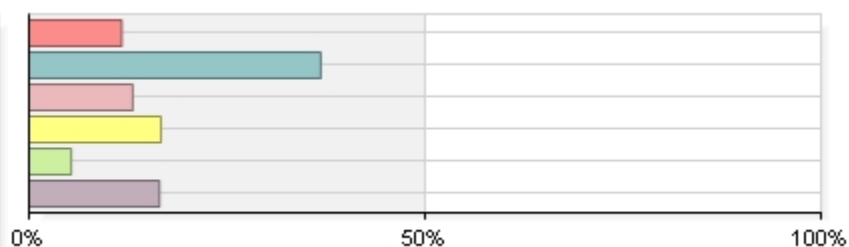
6. Providing care for dependents (children, parents, etc.)

1 Zero	321	58.05%
2 1-5	47	8.50%
3 6-10	37	6.69%
4 11-15	25	4.52%
5 16-20	23	4.16%
6 21-25	9	1.63%
7 26-30	10	1.81%
8 More than 30	81	14.65%
Total	553	



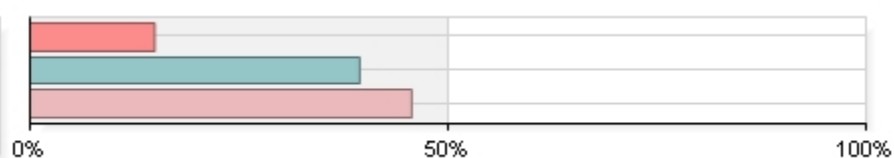
Indicate your level of paid employment overall while attending UofL.

1 Full-time work ON campus	66	11.68%
2 Full-time work OFF campus	208	36.81%
3 Part-time work ON campus	74	13.10%
4 Part-time work OFF campus	94	16.64%
5 Intermittent work	30	5.31%
6 No work	93	16.46%
Total	565	



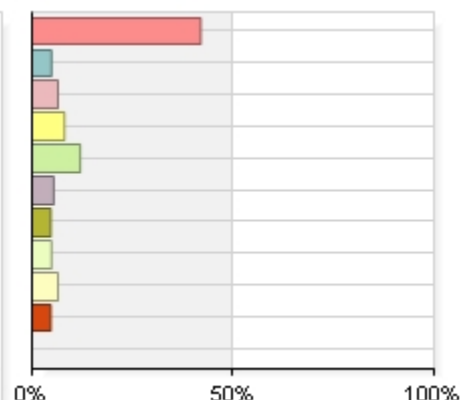
Indicate the level of difficulty with financing your education at UofL.

1 A great deal of difficulty	84	14.92%
2 Some difficulty	222	39.43%
3 No difficulty	257	45.65%
Total	563	



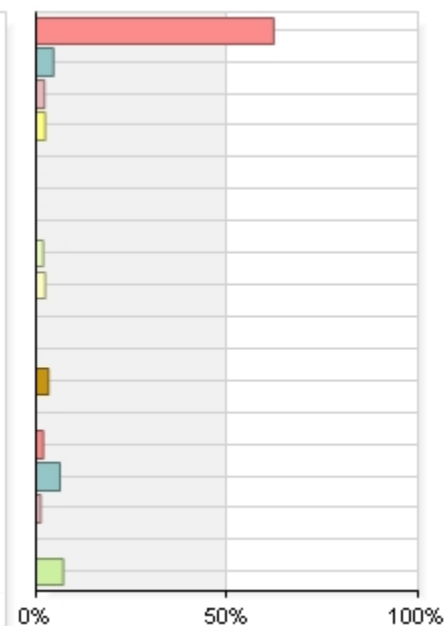
Indicate the main resource used to finance your educational expenses.

1 Financial aid (grants, student loans, work study)	235	41.96%
2 Private loans	27	4.82%
3 Scholarships	36	6.43%
4 Support from parents/guardians/significant other	45	8.04%
5 Personal income/savings	67	11.96%
6 Tuition remission (from UofL)	30	5.36%
7 Tuition waiver or subsidies	26	4.64%
8 Veterans administration GI Bill	27	4.82%
9 Graduate Teaching Assistantship	36	6.43%
10 Graduate Research Assistantship	26	4.64%
11 Federal Research Grants & Fellowships (NSF, NIH, Fulbright-Hays)	5	0.89%
Total	560	



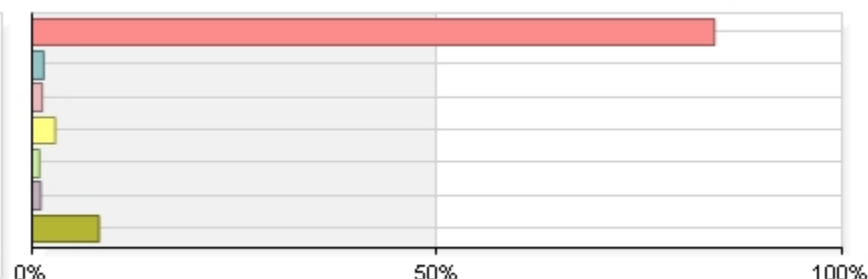
[QTitle]

Did not take longer than expected	367	62.20%
Worked to pay educational expenses (tuition, fees, books, room/board)	27	4.58%
Worked to maintain lifestyle (entertainment, material goods)	13	2.20%
Tuition and other costs of attendance limited your enrollment	14	2.37%
A decision to change your academic program added to your requirements	4	0.68%
Could not get into academic program on initial attempt	1	0.17%
Took a lighter course load to maintain GPA	6	1.02%
Had to repeat one or more courses	11	1.86%
Required course(s) was/were not offered when needed	14	2.37%
Added additional major or minor	3	0.51%
Undergraduate pre-requisite courses needed	6	1.02%
Withdrew for a semester(s) or took a semester(s) off	19	3.22%
Lost credits towards your academic program upon transferring to UofL	2	0.34%
A decision to change research focus	11	1.86%
Family obligations/Personal Issues	37	6.27%
Injury/Medical Issue(s)	7	1.19%
Military obligations	6	1.02%
Other	42	7.12%
Respondent(s)	480	



Which of the following best describes your sexual orientation?

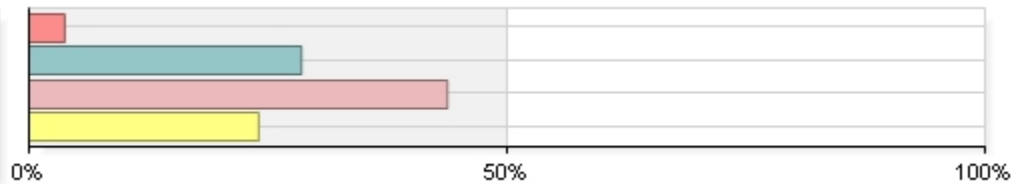
1 Heterosexual	470	84.23%
2 Gay	8	1.43%
3 Lesbian	7	1.25%
4 Bisexual	16	2.87%
5 Another sexual orientation	5	0.90%
6 Questioning or unsure	6	1.08%
7 Prefer not to respond	46	8.24%
Total	558	



How much does UofL emphasize the following?

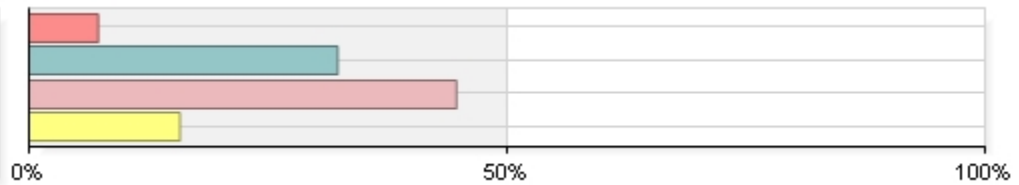
1. Spending significant amounts of time studying and on academic work

1 Very little	20	3.72%
2 Some	153	28.49%
3 Quite a bit	235	43.76%
4 Very much	129	24.02%
Total	537	



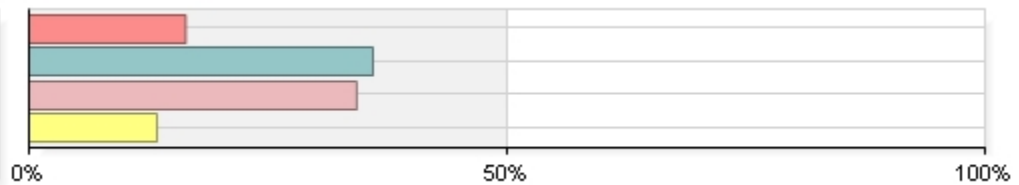
2. Providing support to help students succeed academically

1 Very little	39	7.24%
2 Some	174	32.28%
3 Quite a bit	241	44.71%
4 Very much	85	15.77%
Total	539	



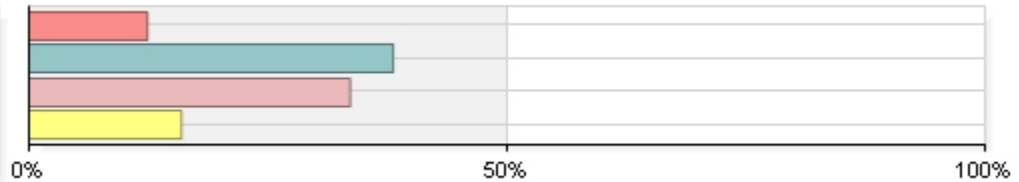
3. Using learning support services (tutoring services, Writing Center, etc.)

1 Very little	87	16.38%
2 Some	191	35.97%
3 Quite a bit	182	34.27%
4 Very much	71	13.37%
Total	531	



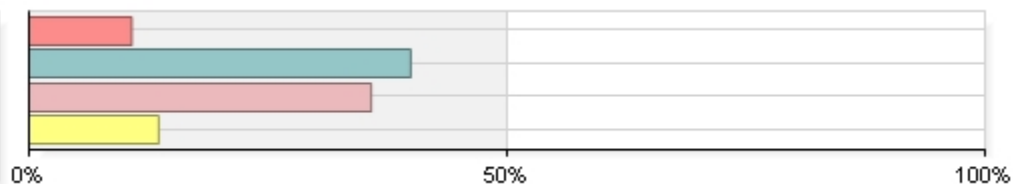
4. Encouraging contact among students from different backgrounds (social, racial/ethnic, religious, etc.)

1 Very little	66	12.38%
2 Some	203	38.09%
3 Quite a bit	179	33.58%
4 Very much	85	15.95%
Total	533	



5. Providing opportunities to be involved socially

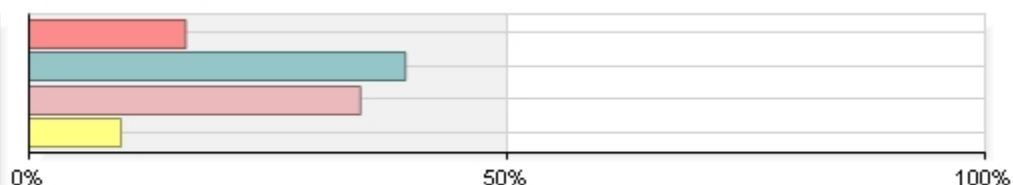
1 Very little	57	10.73%
2 Some	212	39.92%
3 Quite a bit	190	35.78%
4 Very much	72	13.56%
Total	531	



How much does UofL emphasize the following? (continued)

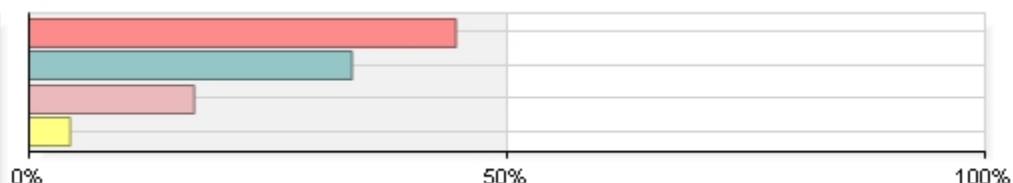
6. Providing support for your overall well-being (recreation, health care, counseling, etc.)

1 Very little	87	16.38%
2 Some	209	39.36%
3 Quite a bit	184	34.65%
4 Very much	51	9.60%
Total	531	



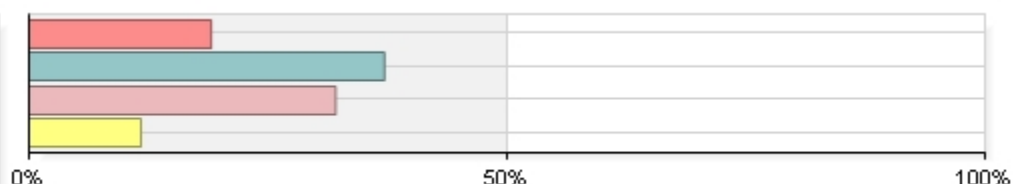
7. Helping you manage your non-academic responsibilities (work, family, etc.)

1 Very little	238	44.65%
2 Some	180	33.77%
3 Quite a bit	92	17.26%
4 Very much	23	4.32%
Total	533	



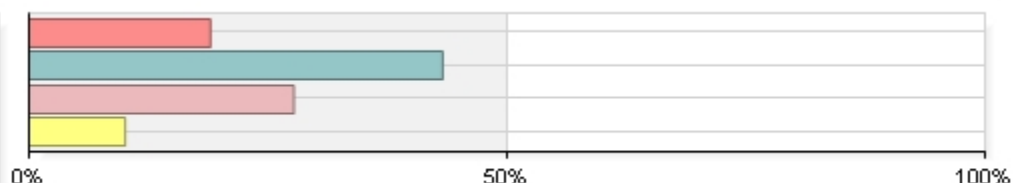
8. Attending campus activities and events (performing arts, athletic events, etc.)

1 Very little	101	19.06%
2 Some	197	37.17%
3 Quite a bit	170	32.08%
4 Very much	62	11.70%
Total	530	



9. Attending events that address important social, economic, or political issues

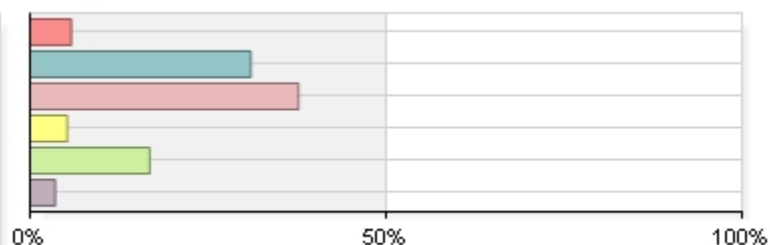
1 Very little	100	18.98%
2 Some	228	43.26%
3 Quite a bit	146	27.70%
4 Very much	53	10.06%
Total	527	



Please rate the quality of the following activities.

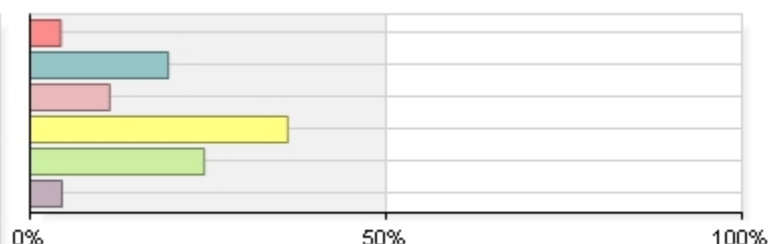
1. Practicum, internship, field experience, or clinical assignment

1 Poor	31	5.78%
2 Good	166	30.97%
3 Excellent	202	37.69%
4 Chose not to participate	28	5.22%
5 Didn't have opportunity to participate	90	16.79%
6 Didn't know about it	19	3.54%
Total	536	



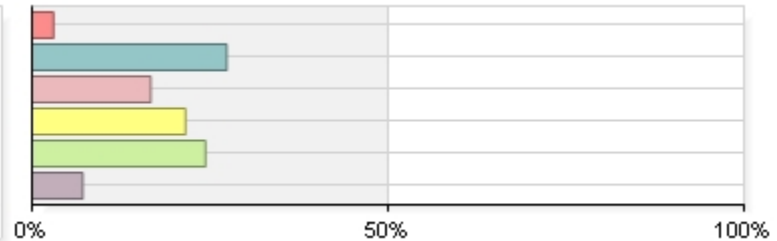
2. Hold a formal leadership role in a student organization or group

1 Poor	23	4.29%
2 Good	104	19.40%
3 Excellent	60	11.19%
4 Chose not to participate	194	36.19%
5 Didn't have opportunity to participate	131	24.44%
6 Didn't know about it	24	4.48%
Total	536	



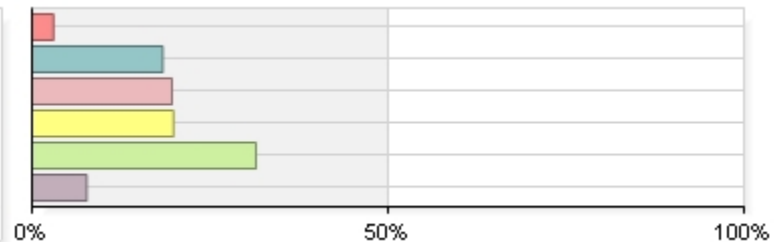
3. Community-based or service learning

1 Poor	16	3.00%
2 Good	146	27.34%
3 Excellent	89	16.67%
4 Chose not to participate	115	21.54%
5 Didn't have opportunity to participate	130	24.34%
6 Didn't know about it	38	7.12%
Total	534	



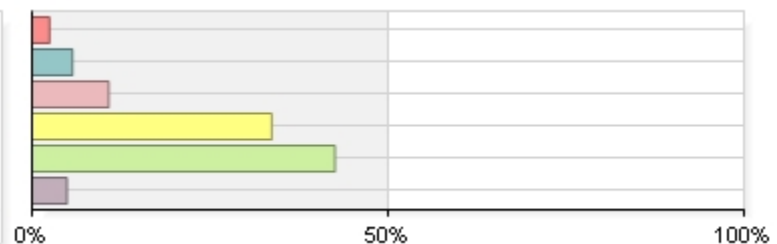
4. Work on a research project with a faculty member outside of courses or program requirements

1 Poor	16	3.00%
2 Good	98	18.35%
3 Excellent	105	19.66%
4 Chose not to participate	106	19.85%
5 Didn't have opportunity to participate	168	31.46%
6 Didn't know about it	41	7.68%
Total	534	



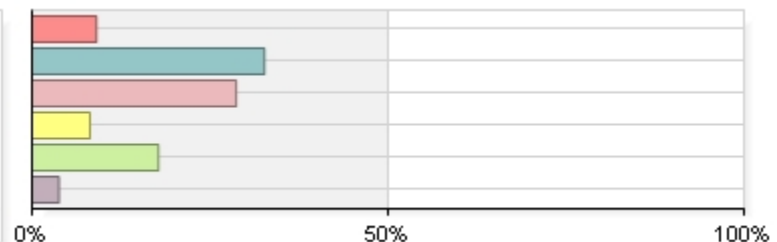
5. Study Abroad

1 Poor	13	2.46%
2 Good	30	5.67%
3 Excellent	57	10.78%
4 Chose not to participate	178	33.65%
5 Didn't have opportunity to participate	225	42.53%
6 Didn't know about it	26	4.91%
Total	529	



6. (Capstone course, senior project or thesis, comprehensive exam, etc.)

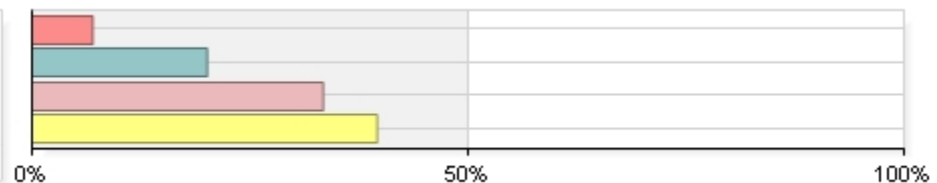
1 Poor	48	9.06%
2 Good	173	32.64%
3 Excellent	152	28.68%
4 Chose not to participate	43	8.11%
5 Didn't have opportunity to participate	94	17.74%
6 Didn't know about it	20	3.77%
Total	530	



Compared to your first year at UofL, how much progress have you made towards the following skills, knowledge, and personal development?

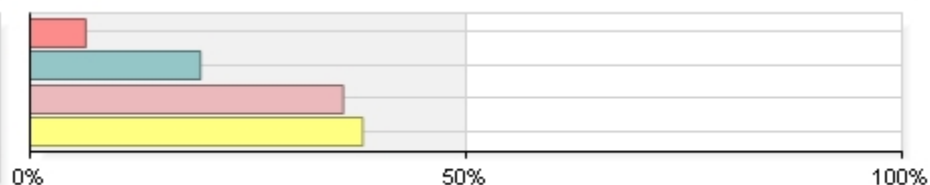
1. Writing clearly and effectively

1 No progress	37	6.94%
2 Slight progress	107	20.08%
3 Moderate progress	178	33.40%
4 Significant progress	211	39.59%
Total	533	



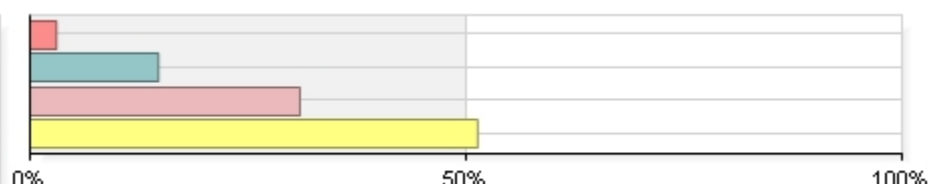
2. Speaking clearly and effectively

1 No progress	34	6.39%
2 Slight progress	104	19.55%
3 Moderate progress	191	35.90%
4 Significant progress	203	38.16%
Total	532	



3. Thinking critically and analytically

1 No progress	16	3.02%
2 Slight progress	78	14.72%
3 Moderate progress	164	30.94%
4 Significant progress	272	51.32%
Total	530	



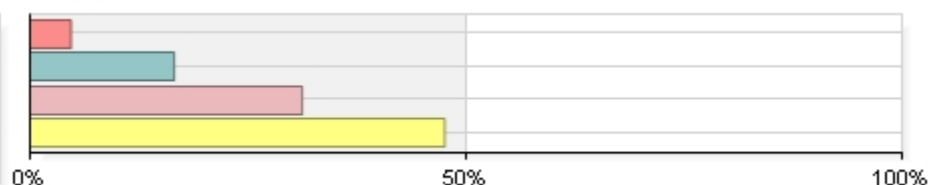
4. Analyzing numerical and statistical information

1 No progress	64	12.01%
2 Slight progress	118	22.14%
3 Moderate progress	159	29.83%
4 Significant progress	192	36.02%
Total	533	



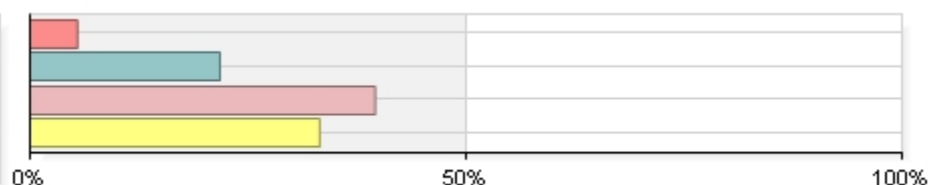
5. Acquiring job- or work-related knowledge and skills

1 No progress	25	4.70%
2 Slight progress	88	16.54%
3 Moderate progress	166	31.20%
4 Significant progress	253	47.56%
Total	532	



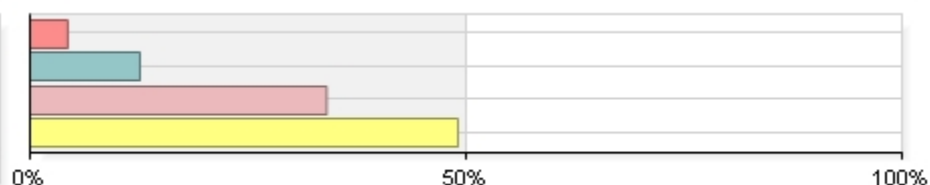
6. Working effectively with others

1 No progress	29	5.44%
2 Slight progress	116	21.76%
3 Moderate progress	211	39.59%
4 Significant progress	177	33.21%
Total	533	



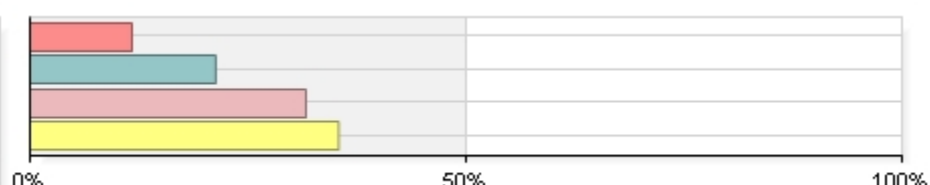
7. Learning effectively on your own

1 No progress	23	4.32%
2 Slight progress	67	12.59%
3 Moderate progress	181	34.02%
4 Significant progress	261	49.06%
Total	532	



8. Developing or clarifying a personal code of values and ethics

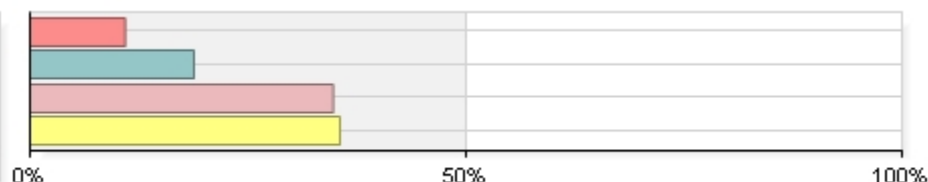
1 No progress	62	11.68%
2 Slight progress	113	21.28%
3 Moderate progress	168	31.64%
4 Significant progress	188	35.40%
Total	531	



Compared to your first year at UofL, how much progress have you made towards the following skills, knowledge, and personal development? (continued)

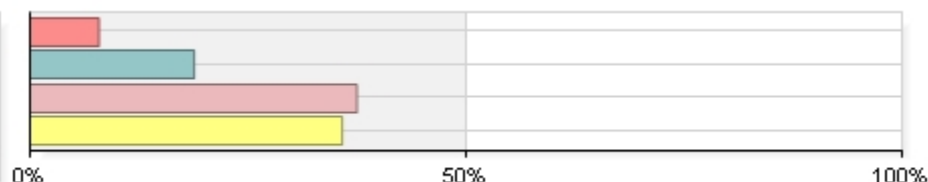
9. Understanding people of other backgrounds (economic, racial/ethnic, political, religious, nationality, etc.)

1 No progress	58	10.90%
2 Slight progress	100	18.80%
3 Moderate progress	185	34.77%
4 Significant progress	189	35.53%
Total	532	



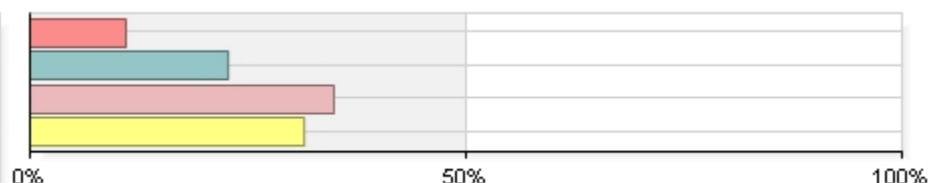
10. Solving complex real-world problems

1 No progress	42	7.91%
2 Slight progress	100	18.83%
3 Moderate progress	199	37.48%
4 Significant progress	190	35.78%
Total	531	



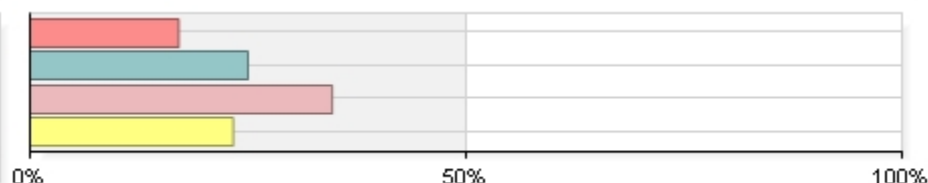
11. Being an informed and active citizen

1 No progress	58	10.98%
2 Slight progress	120	22.73%
3 Moderate progress	184	34.85%
4 Significant progress	166	31.44%
Total	528	



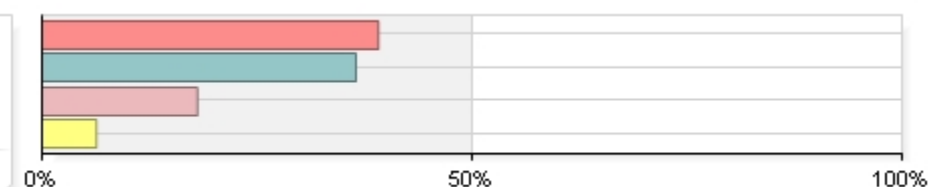
12. Improving computer information technology skills

1 No progress	90	17.05%
2 Slight progress	132	25.00%
3 Moderate progress	183	34.66%
4 Significant progress	123	23.30%
Total	528	



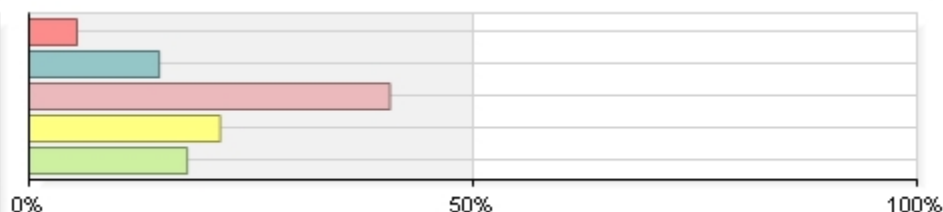
Indicate the rank of UofL when you were initially choosing a college to attend.

1 Only choice	210	39.11%
2 First choice	196	36.50%
3 Second choice	97	18.06%
4 Third choice or lower	34	6.33%
Total	537	



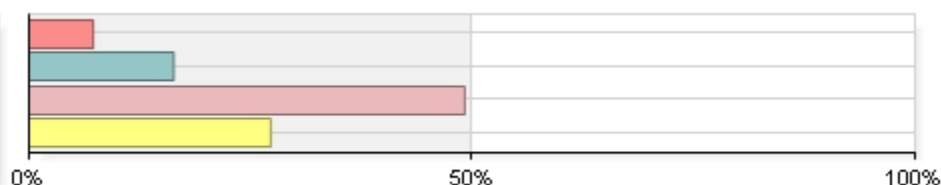
To what extent has UofL met your college education expectations?

1 Far below	29	5.38%
2 Moderately below	79	14.66%
3 Met expectations	219	40.63%
4 Moderately above	116	21.52%
5 Far above	96	17.81%
Total	539	



If you could start college again, how likely would you be to enroll at UofL?

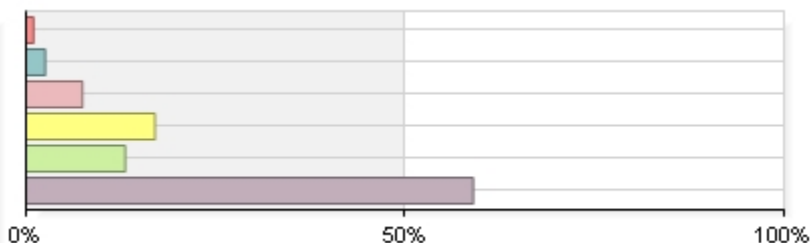
1 Extremely unlikely	39	7.24%
2 Unlikely	88	16.33%
3 Likely	265	49.17%
4 Extremely likely	147	27.27%
Total	539	



Rate your level of satisfaction with the following academic support services.

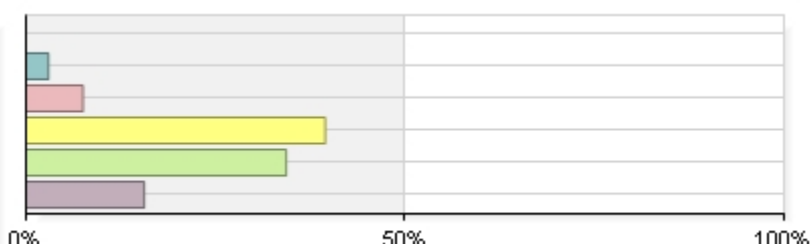
1. Writing Center

1 Very dissatisfied	5	0.98%
2 Dissatisfied	13	2.54%
3 Neither satisfied nor dissatisfied	38	7.42%
4 Satisfied	87	16.99%
5 Very satisfied	67	13.09%
6 Did not use	302	58.98%
Total	512	



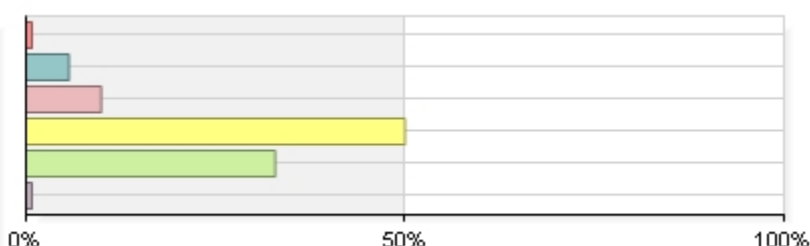
2. UofL Libraries (reference librarians, front desk staff)

1 Very dissatisfied	1	0.20%
2 Dissatisfied	15	2.96%
3 Neither satisfied nor dissatisfied	38	7.50%
4 Satisfied	200	39.45%
5 Very satisfied	174	34.32%
6 Did not use	79	15.58%
Total	507	



3. Online resources (ULink, Blackboard, etc.)

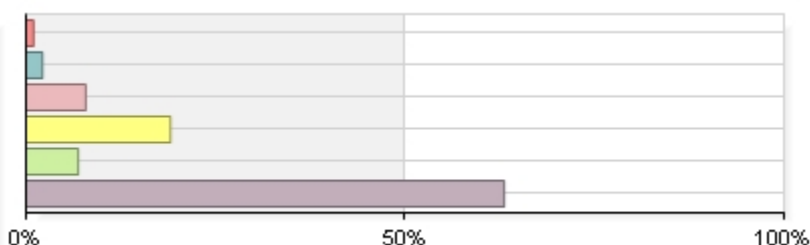
1 Very dissatisfied	4	0.78%
2 Dissatisfied	29	5.64%
3 Neither satisfied nor dissatisfied	51	9.92%
4 Satisfied	257	50.00%
5 Very satisfied	169	32.88%
6 Did not use	4	0.78%
Total	514	



Rate your level of satisfaction with the following physical spaces/facilities.

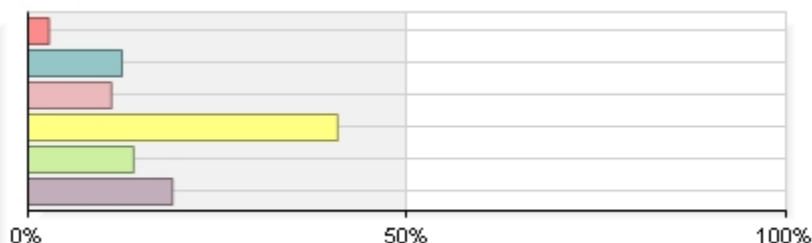
1. Lab facilities for health, natural and physical sciences

1 Very dissatisfied	5	0.98%
2 Dissatisfied	11	2.16%
3 Neither satisfied nor dissatisfied	40	7.86%
4 Satisfied	97	19.06%
5 Very satisfied	35	6.88%
6 Did not use	321	63.06%
Total	509	



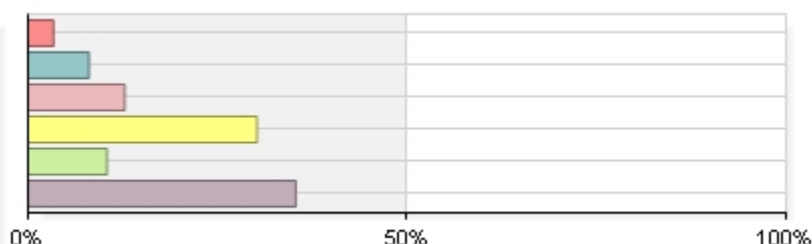
2. Classroom facilities

1 Very dissatisfied	14	2.75%
2 Dissatisfied	63	12.38%
3 Neither satisfied nor dissatisfied	56	11.00%
4 Satisfied	208	40.86%
5 Very satisfied	71	13.95%
6 Did not use	97	19.06%
Total	509	



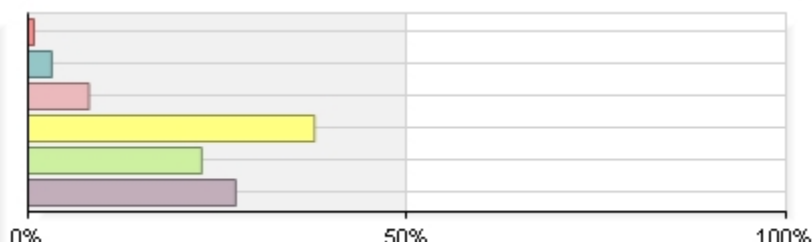
3. Student lounge areas

1 Very dissatisfied	17	3.33%
2 Dissatisfied	41	8.04%
3 Neither satisfied nor dissatisfied	65	12.75%
4 Satisfied	154	30.20%
5 Very satisfied	53	10.39%
6 Did not use	180	35.29%
Total	510	



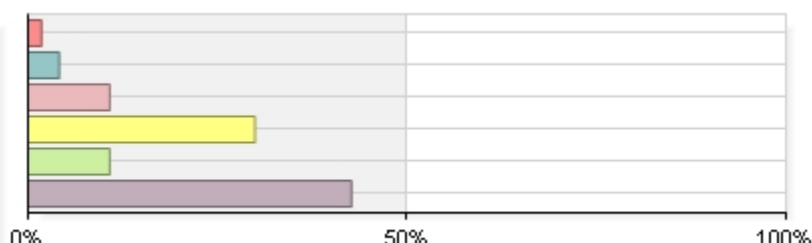
4. UofL Libraries (study areas, furniture, layout)

1 Very dissatisfied	4	0.78%
2 Dissatisfied	16	3.13%
3 Neither satisfied nor dissatisfied	41	8.02%
4 Satisfied	193	37.77%
5 Very satisfied	117	22.90%
6 Did not use	140	27.40%
Total	511	



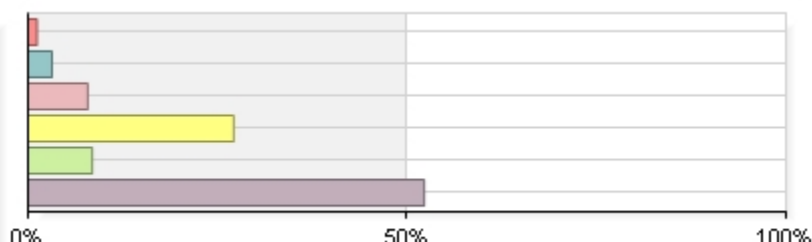
5. Computer labs

1 Very dissatisfied	9	1.76%
2 Dissatisfied	21	4.11%
3 Neither satisfied nor dissatisfied	55	10.76%
4 Satisfied	153	29.94%
5 Very satisfied	55	10.76%
6 Did not use	218	42.66%
Total	511	



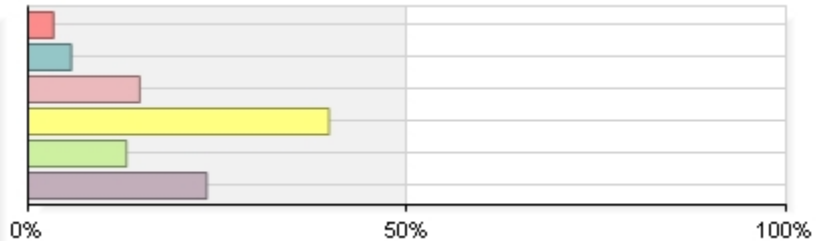
6. Outdoor recreational space (West Plaza, West Lawn, Humanities Quad, etc.)

1 Very dissatisfied	6	1.18%
2 Dissatisfied	16	3.14%
3 Neither satisfied nor dissatisfied	40	7.86%
4 Satisfied	138	27.11%
5 Very satisfied	43	8.45%
6 Did not use	266	52.26%
Total	509	



7. Outdoor traffic space (sidewalks, curb cuts, lighting, crosswalks, etc.)

1 Very dissatisfied	17	3.34%
2 Dissatisfied	29	5.70%
3 Neither satisfied nor dissatisfied	75	14.73%
4 Satisfied	202	39.69%
5 Very satisfied	66	12.97%
6 Did not use	120	23.58%
Total	509	



Rate your level of satisfaction with the following student enrollment services.

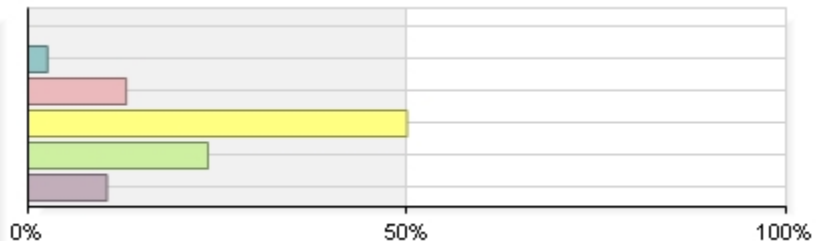
1. Admissions

1 Very dissatisfied	2	0.39%
2 Dissatisfied	10	1.96%
3 Neither satisfied nor dissatisfied	69	13.56%
4 Satisfied	251	49.31%
5 Very satisfied	131	25.74%
6 Did not use	46	9.04%
Total	509	



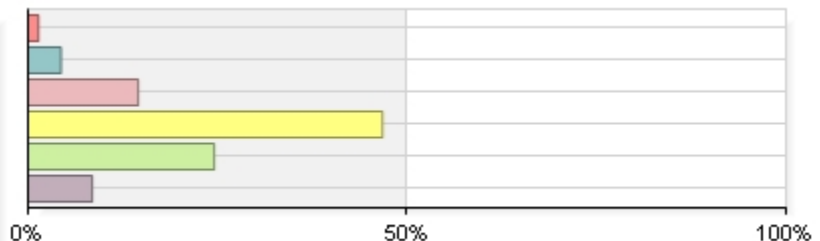
2. Registrar's Office

1 Very dissatisfied	2	0.39%
2 Dissatisfied	13	2.55%
3 Neither satisfied nor dissatisfied	66	12.94%
4 Satisfied	255	50.00%
5 Very satisfied	121	23.73%
6 Did not use	53	10.39%
Total	510	



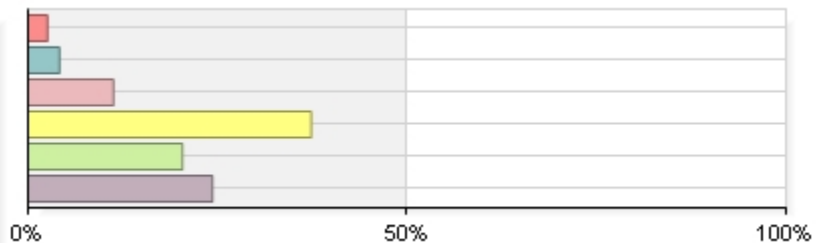
3. Bursar's Office

1 Very dissatisfied	7	1.38%
2 Dissatisfied	22	4.32%
3 Neither satisfied nor dissatisfied	74	14.54%
4 Satisfied	238	46.76%
5 Very satisfied	125	24.56%
6 Did not use	43	8.45%
Total	509	



4. Financial Aid Office

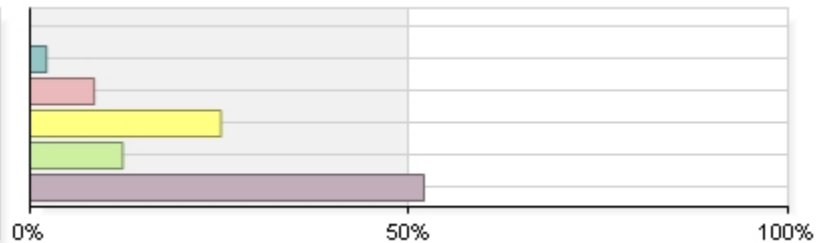
1 Very dissatisfied	13	2.57%
2 Dissatisfied	21	4.15%
3 Neither satisfied nor dissatisfied	57	11.26%
4 Satisfied	189	37.35%
5 Very satisfied	103	20.36%
6 Did not use	123	24.31%
Total	506	



Rate your level of satisfaction with the following student support services.

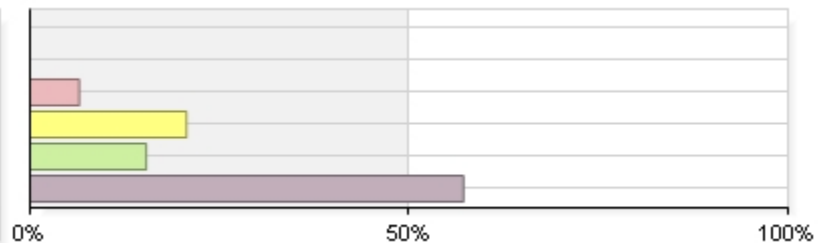
1. Student Activities Center (SAC)

1 Very dissatisfied	0	0.00%
2 Dissatisfied	11	2.17%
3 Neither satisfied nor dissatisfied	43	8.46%
4 Satisfied	128	25.20%
5 Very satisfied	62	12.20%
6 Did not use	264	51.97%
Total	508	



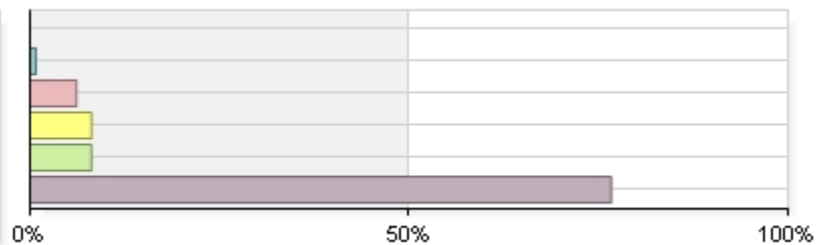
2. Recreation/intramural/fitness facilities

1 Very dissatisfied	0	0.00%
2 Dissatisfied	2	0.39%
3 Neither satisfied nor dissatisfied	33	6.48%
4 Satisfied	105	20.63%
5 Very satisfied	78	15.32%
6 Did not use	291	57.17%
Total	509	



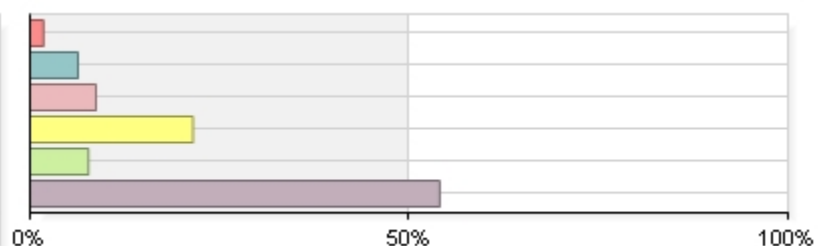
3. Counseling Center

1 Very dissatisfied	1	0.20%
2 Dissatisfied	4	0.79%
3 Neither satisfied nor dissatisfied	31	6.13%
4 Satisfied	41	8.10%
5 Very satisfied	41	8.10%
6 Did not use	388	76.68%
Total	506	



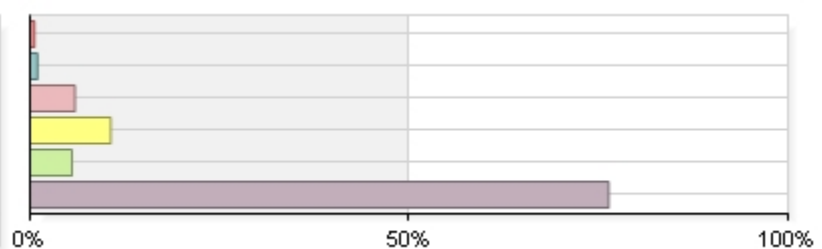
4. Campus Dining Services (Wendy's, Ville Grill, Papa Johns, Subway, etc.)

1 Very dissatisfied	9	1.78%
2 Dissatisfied	32	6.31%
3 Neither satisfied nor dissatisfied	44	8.68%
4 Satisfied	109	21.50%
5 Very satisfied	39	7.69%
6 Did not use	274	54.04%
Total	507	



5. Career Development Center

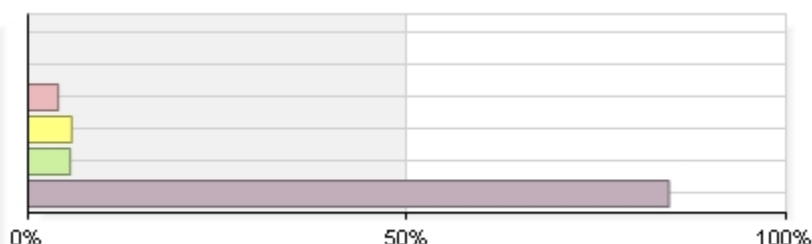
1 Very dissatisfied	3	0.59%
2 Dissatisfied	5	0.99%
3 Neither satisfied nor dissatisfied	30	5.92%
4 Satisfied	54	10.65%
5 Very satisfied	28	5.52%
6 Did not use	387	76.33%
Total	507	



Rate your level of satisfaction with the following student support services. (continued)

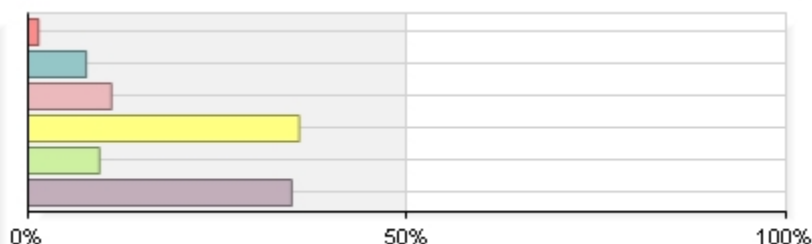
6. Disability Resource Center

1 Very dissatisfied	0	0.00%
2 Dissatisfied	1	0.20%
3 Neither satisfied nor dissatisfied	20	3.96%
4 Satisfied	29	5.74%
5 Very satisfied	28	5.54%
6 Did not use	427	84.55%
Total	505	



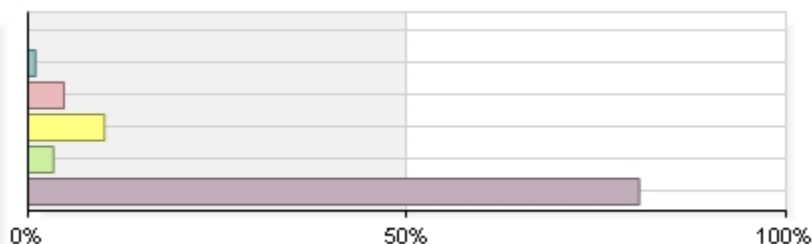
7. UofL Bookstore

1 Very dissatisfied	7	1.38%
2 Dissatisfied	39	7.66%
3 Neither satisfied nor dissatisfied	56	11.00%
4 Satisfied	182	35.76%
5 Very satisfied	48	9.43%
6 Did not use	177	34.77%
Total	509	



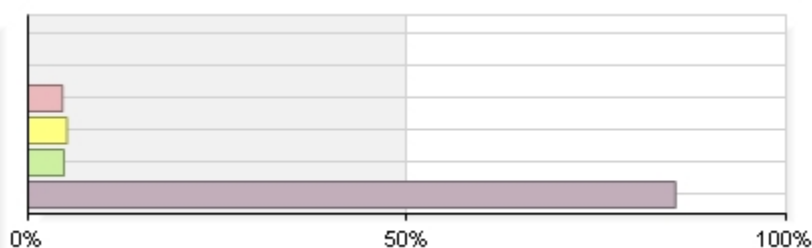
8. Off Campus Student Services

1 Very dissatisfied	1	0.20%
2 Dissatisfied	5	0.99%
3 Neither satisfied nor dissatisfied	24	4.74%
4 Satisfied	51	10.08%
5 Very satisfied	17	3.36%
6 Did not use	408	80.63%
Total	506	



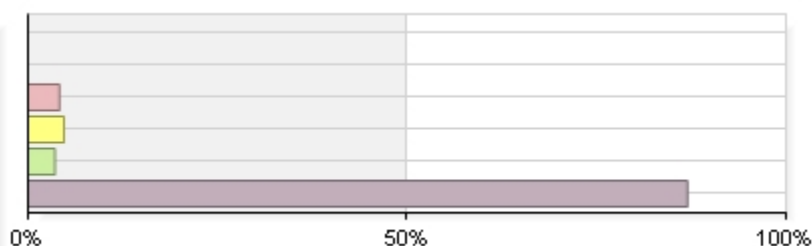
9. PEACC (Violence prevention and outreach)

1 Very dissatisfied	1	0.20%
2 Dissatisfied	0	0.00%
3 Neither satisfied nor dissatisfied	23	4.54%
4 Satisfied	26	5.13%
5 Very satisfied	24	4.73%
6 Did not use	433	85.40%
Total	507	



10. LGBT Center

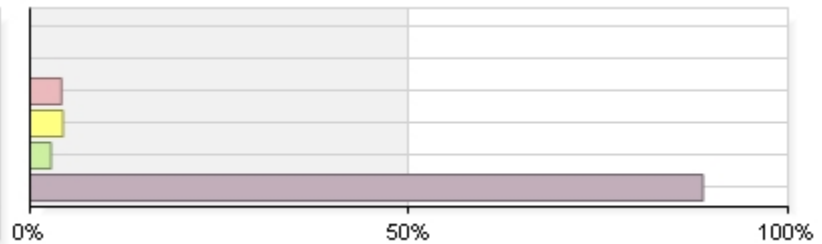
1 Very dissatisfied	1	0.20%
2 Dissatisfied	2	0.39%
3 Neither satisfied nor dissatisfied	21	4.14%
4 Satisfied	24	4.73%
5 Very satisfied	18	3.55%
6 Did not use	441	86.98%
Total	507	



Rate your level of satisfaction with the following student support services. (continued)

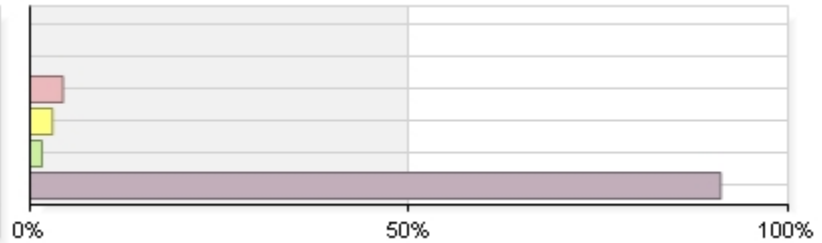
11. Women's Center

1 Very dissatisfied	0	0.00%
2 Dissatisfied	0	0.00%
3 Neither satisfied nor dissatisfied	21	4.14%
4 Satisfied	22	4.34%
5 Very satisfied	14	2.76%
6 Did not use	450	88.76%
Total	507	



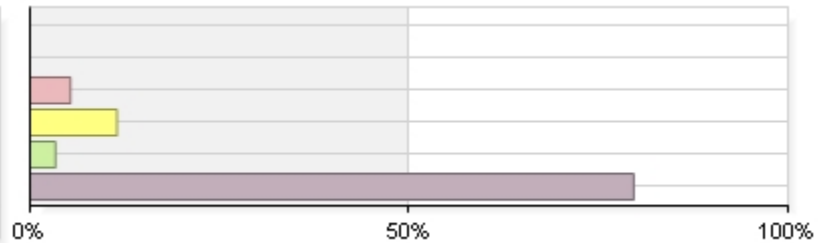
12. Women 4 Women Student Board

1 Very dissatisfied	0	0.00%
2 Dissatisfied	0	0.00%
3 Neither satisfied nor dissatisfied	22	4.35%
4 Satisfied	15	2.96%
5 Very satisfied	8	1.58%
6 Did not use	461	91.11%
Total	506	



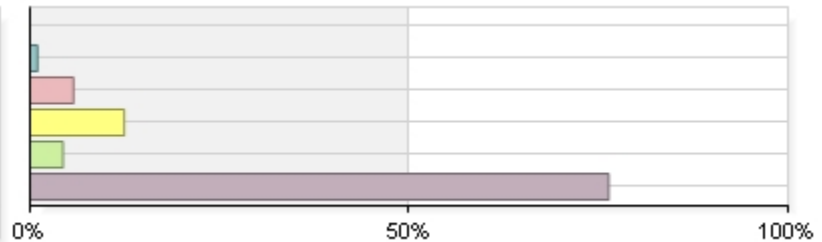
13. Community services or volunteer work

1 Very dissatisfied	0	0.00%
2 Dissatisfied	1	0.20%
3 Neither satisfied nor dissatisfied	27	5.34%
4 Satisfied	58	11.46%
5 Very satisfied	17	3.36%
6 Did not use	403	79.64%
Total	506	



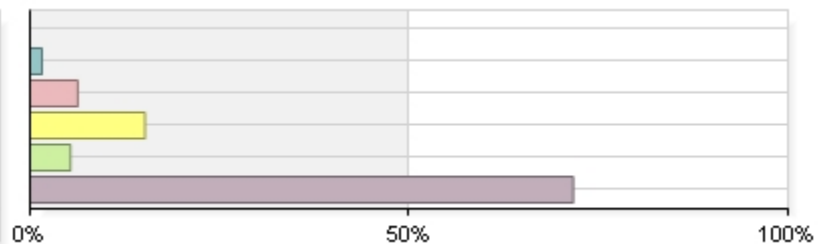
14. Student Activities Board (SAB) sponsored events

1 Very dissatisfied	1	0.20%
2 Dissatisfied	5	0.99%
3 Neither satisfied nor dissatisfied	29	5.72%
4 Satisfied	63	12.43%
5 Very satisfied	22	4.34%
6 Did not use	387	76.33%
Total	507	



15. Student groups/organizations (RSO's)

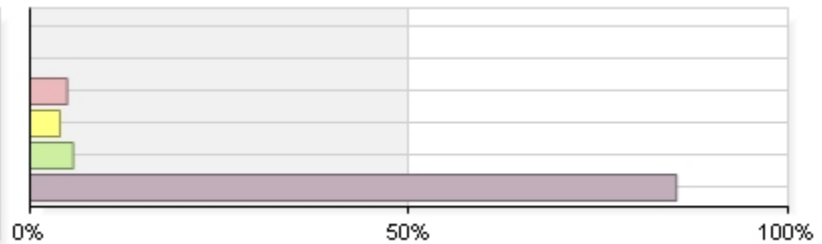
1 Very dissatisfied	0	0.00%
2 Dissatisfied	8	1.57%
3 Neither satisfied nor dissatisfied	32	6.30%
4 Satisfied	77	15.16%
5 Very satisfied	27	5.31%
6 Did not use	364	71.65%
Total	508	



Rate your level of satisfaction with the following student support services. (continued)

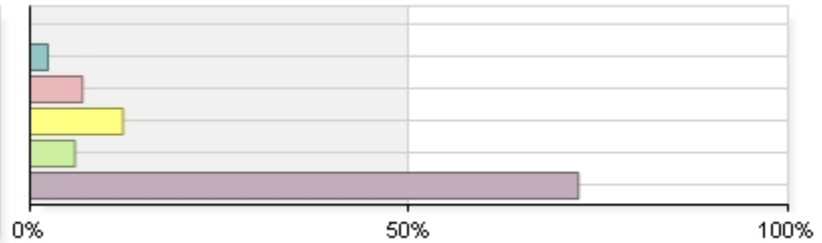
16. Military & Veteran Student Services

1 Very dissatisfied	0	0.00%
2 Dissatisfied	1	0.20%
3 Neither satisfied nor dissatisfied	25	4.91%
4 Satisfied	20	3.93%
5 Very satisfied	29	5.70%
6 Did not use	434	85.27%
Total	509	



17. Graduate Student Council (GSC)

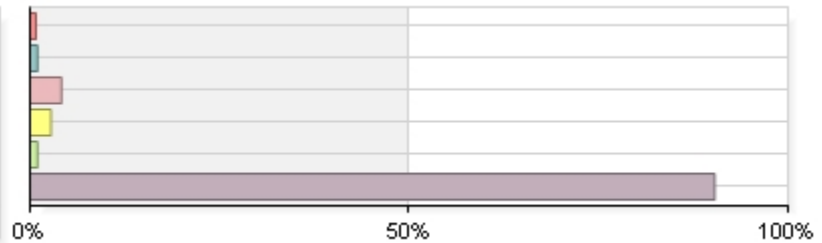
1 Very dissatisfied	1	0.20%
2 Dissatisfied	12	2.37%
3 Neither satisfied nor dissatisfied	35	6.92%
4 Satisfied	62	12.25%
5 Very satisfied	30	5.93%
6 Did not use	366	72.33%
Total	506	



Rate your level of satisfaction with the following housing properties:

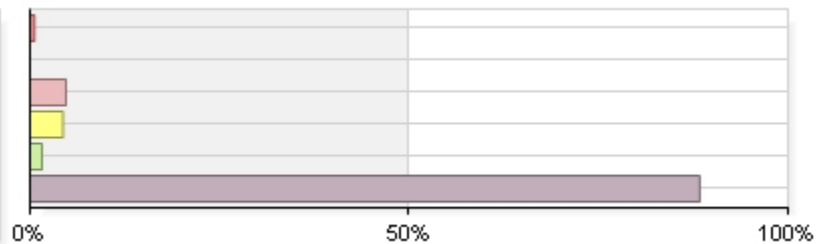
1. Traditional Residence Halls (Miller, Threlkeld, Unitas)

1 Very dissatisfied	4	0.79%
2 Dissatisfied	5	0.99%
3 Neither satisfied nor dissatisfied	21	4.14%
4 Satisfied	14	2.76%
5 Very satisfied	5	0.99%
6 Did not use	458	90.34%
Total	507	



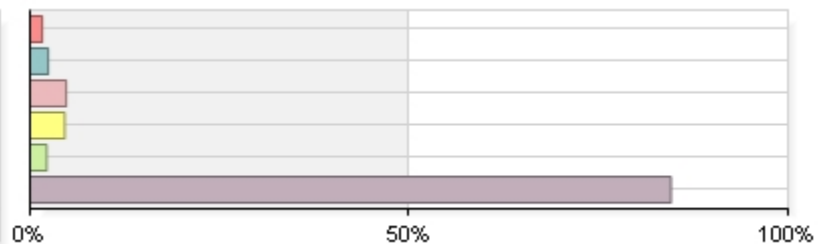
2. Suite & Apt. Style Residence Halls (Bettie-Johnson, Kurz, Community Park, Billy Minardi, Med-Dent, UTA, Louisville Hall, University Pointe)

1 Very dissatisfied	3	0.59%
2 Dissatisfied	2	0.40%
3 Neither satisfied nor dissatisfied	24	4.74%
4 Satisfied	22	4.35%
5 Very satisfied	8	1.58%
6 Did not use	447	88.34%
Total	506	



3. Off-campus affiliates (The Arch, Cardinal Towne, Province, Bellamy, Clubhouse, The Nine)

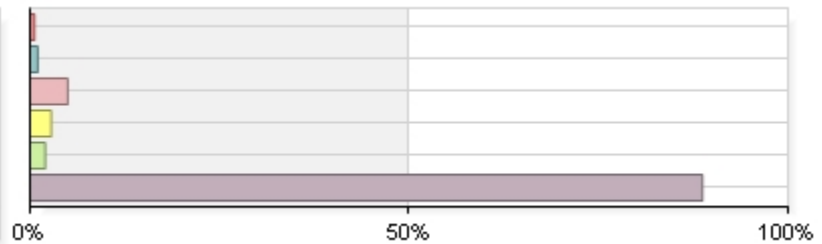
1 Very dissatisfied	8	1.58%
2 Dissatisfied	12	2.38%
3 Neither satisfied nor dissatisfied	24	4.75%
4 Satisfied	23	4.55%
5 Very satisfied	11	2.18%
6 Did not use	427	84.55%
Total	505	



Rate your level of satisfaction with the following housing properties: (continued)

4. Off-campus non-affiliates (Cardinal Village, University Park Apartments, Retreat)

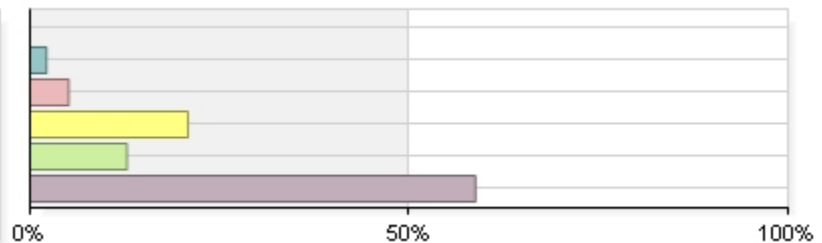
1 Very dissatisfied	3	0.59%
2 Dissatisfied	5	0.99%
3 Neither satisfied nor dissatisfied	25	4.95%
4 Satisfied	14	2.77%
5 Very satisfied	10	1.98%
6 Did not use	448	88.71%
Total	505	



Rate your level of satisfaction with the following student services.

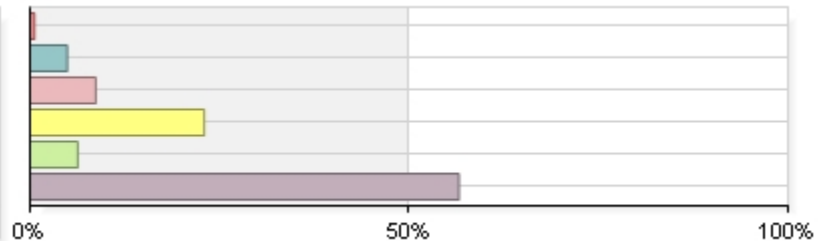
1. Health Services

1 Very dissatisfied	2	0.39%
2 Dissatisfied	11	2.16%
3 Neither satisfied nor dissatisfied	26	5.11%
4 Satisfied	106	20.83%
5 Very satisfied	65	12.77%
6 Did not use	299	58.74%
Total	509	



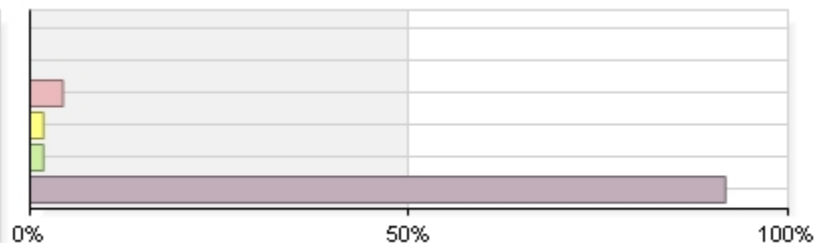
2. Campus Security

1 Very dissatisfied	3	0.59%
2 Dissatisfied	25	4.91%
3 Neither satisfied nor dissatisfied	44	8.64%
4 Satisfied	117	22.99%
5 Very satisfied	32	6.29%
6 Did not use	288	56.58%
Total	509	



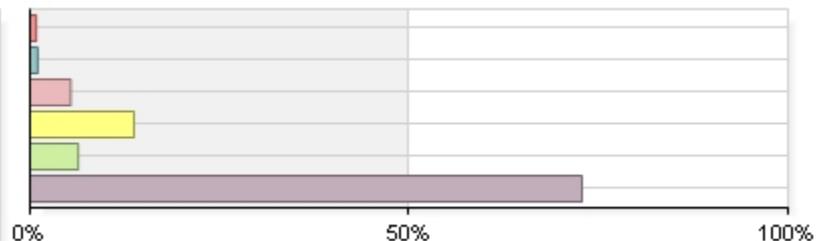
3. Child care services (Early Learning Campus)

1 Very dissatisfied	0	0.00%
2 Dissatisfied	2	0.39%
3 Neither satisfied nor dissatisfied	22	4.33%
4 Satisfied	9	1.77%
5 Very satisfied	9	1.77%
6 Did not use	466	91.73%
Total	508	



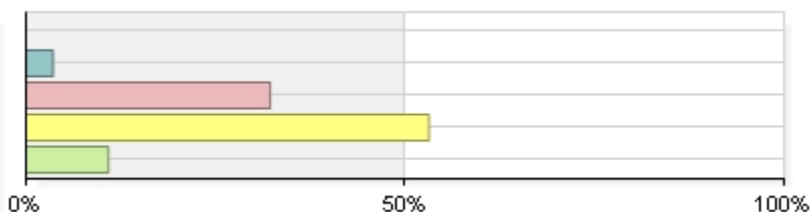
4. On-campus transportation (shuttles)

1 Very dissatisfied	4	0.79%
2 Dissatisfied	5	0.99%
3 Neither satisfied nor dissatisfied	27	5.36%
4 Satisfied	69	13.69%
5 Very satisfied	32	6.35%
6 Did not use	367	72.82%
Total	504	



Please rate your overall satisfaction with support services at UofL.

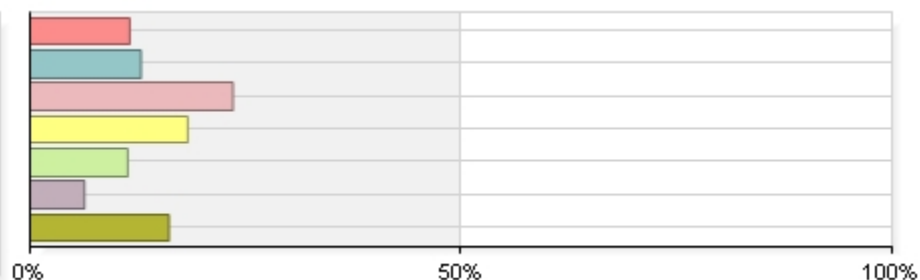
1 Very dissatisfied	1	0.20%
2 Dissatisfied	18	3.56%
3 Neither dissatisfied nor satisfied	163	32.21%
4 Satisfied	269	53.16%
5 Very satisfied	55	10.87%
Total	506	



Over the past twelve months, about how many papers, reports or other writing tasks of the following lengths have you been assigned (include those not yet completed).

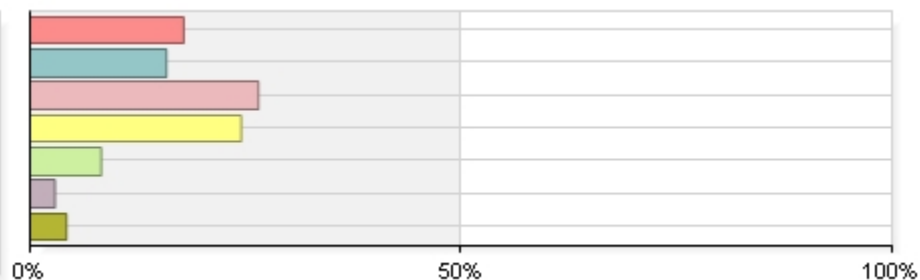
1. Up to 5 pages

1 None	53	11.55%
2 1-2	59	12.85%
3 3-5	108	23.53%
4 6-10	84	18.30%
5 11-15	52	11.33%
6 16-20	29	6.32%
7 More than 20 papers	74	16.12%
Total	459	



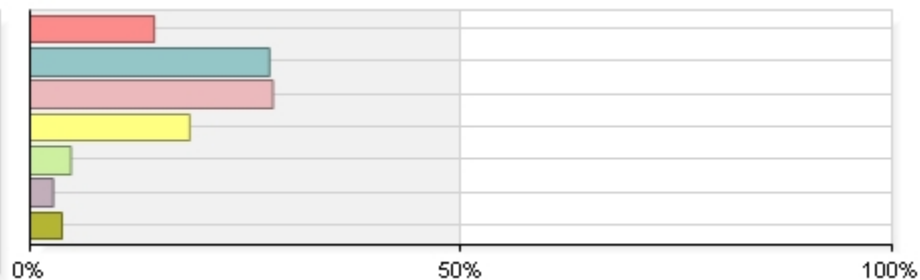
2. Between 6 and 10 pages

1 None	80	17.82%
2 1-2	71	15.81%
3 3-5	119	26.50%
4 6-10	110	24.50%
5 11-15	37	8.24%
6 16-20	13	2.90%
7 More than 20 papers	19	4.23%
Total	449	



3. 11 pages or more

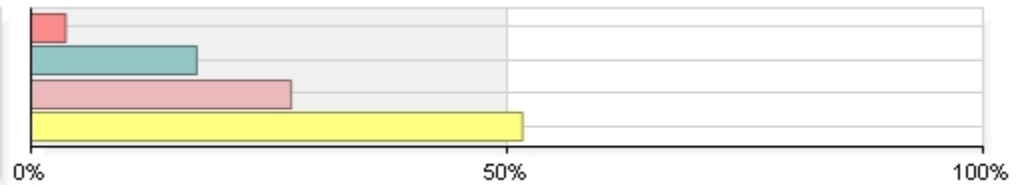
1 None	70	14.40%
2 1-2	135	27.78%
3 3-5	137	28.19%
4 6-10	90	18.52%
5 11-15	23	4.73%
6 16-20	13	2.67%
7 More than 20 papers	18	3.70%
Total	486	



Over the past twelve months, about how often have you done the following?

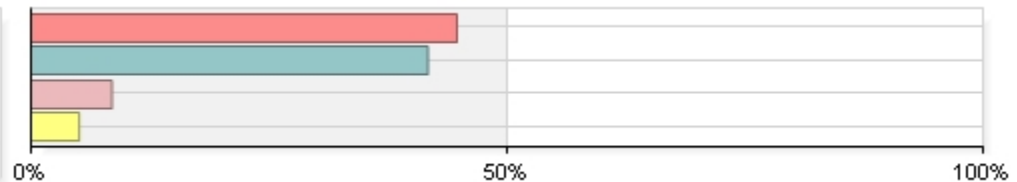
1. Asked questions or contributed to course discussion in other ways

1 Never	18	3.64%
2 Sometimes	86	17.41%
3 Often	135	27.33%
4 Very often	255	51.62%
Total	494	



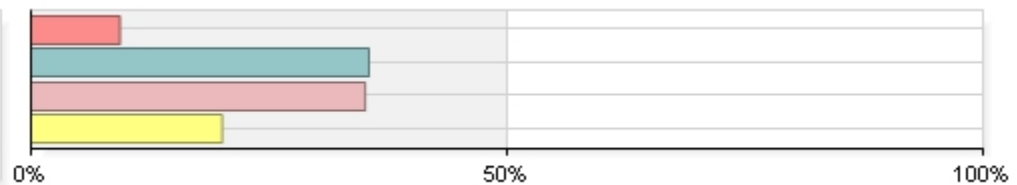
2. Come to class WITHOUT completing readings or assignments

1 Never	221	44.74%
2 Sometimes	206	41.70%
3 Often	42	8.50%
4 Very often	25	5.06%
Total	494	



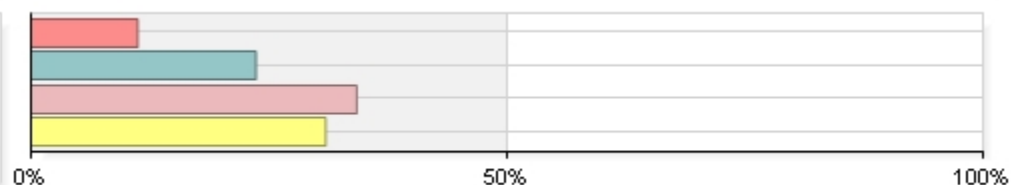
3. Given a course presentation

1 Never	46	9.33%
2 Sometimes	175	35.50%
3 Often	173	35.09%
4 Very often	99	20.08%
Total	493	



4. Connected your learning to societal problems or issues

1 Never	55	11.20%
2 Sometimes	116	23.63%
3 Often	168	34.22%
4 Very often	152	30.96%
Total	491	



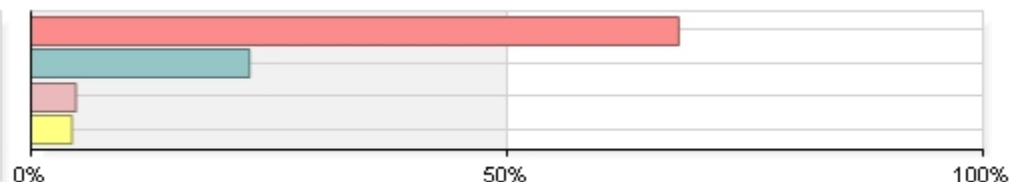
5. Examined the strengths and weaknesses of your own views on a topic or issue

1 Never	28	5.71%
2 Sometimes	116	23.67%
3 Often	198	40.41%
4 Very often	148	30.20%
Total	490	



6. Observed student dishonesty when completing assignments or exams

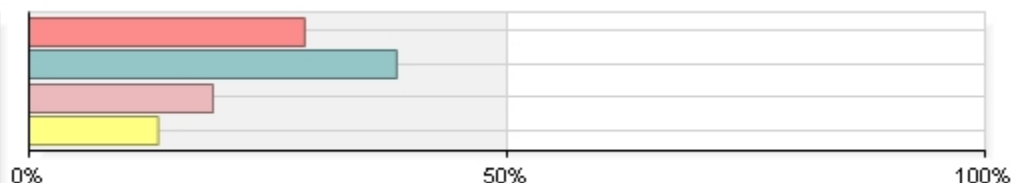
1 Never	332	68.03%
2 Sometimes	112	22.95%
3 Often	23	4.71%
4 Very often	21	4.30%
Total	488	



Over the past twelve months, how much has your coursework emphasized the following?

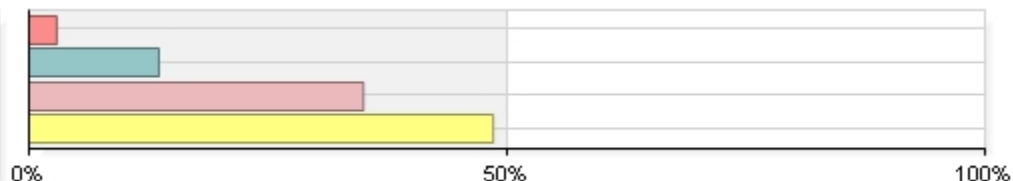
1. Memorizing course material

1 Very little	141	28.83%
2 Some	188	38.45%
3 Quite a bit	94	19.22%
4 Very much	66	13.50%
Total	489	



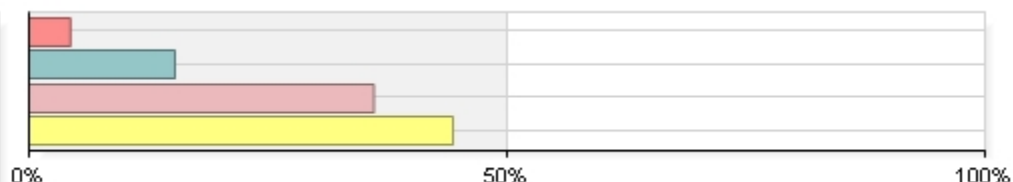
2. Applying facts, theories, or methods to practical problems or new situations

1 Very little	14	2.88%
2 Some	66	13.58%
3 Quite a bit	170	34.98%
4 Very much	236	48.56%
Total	486	



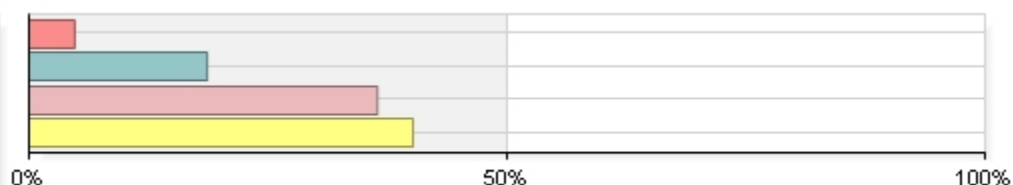
3. Analyzing an idea, experience, or line of reasoning in-depth by examining its parts

1 Very little	21	4.33%
2 Some	74	15.26%
3 Quite a bit	175	36.08%
4 Very much	215	44.33%
Total	485	



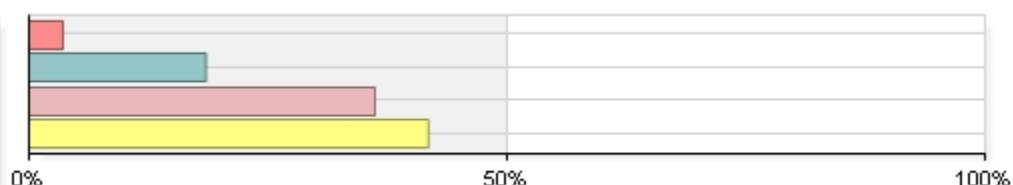
4. Evaluating a point of view, decision, or information source

1 Very little	23	4.76%
2 Some	90	18.63%
3 Quite a bit	176	36.44%
4 Very much	194	40.17%
Total	483	



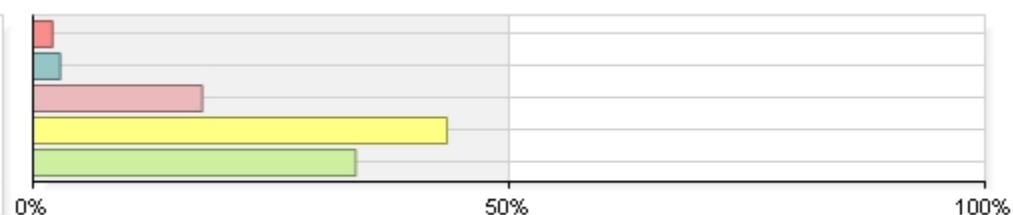
5. Forming a new idea or understanding from various pieces of information

1 Very little	17	3.53%
2 Some	89	18.50%
3 Quite a bit	174	36.17%
4 Very much	201	41.79%
Total	481	



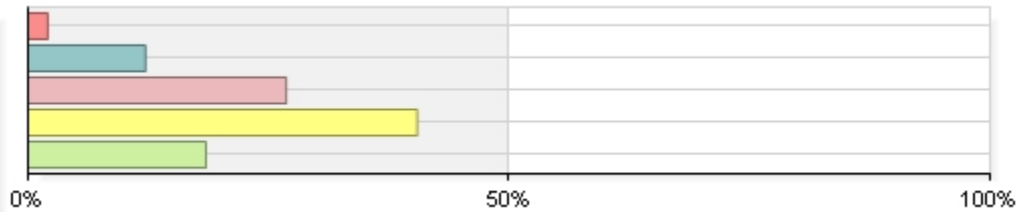
Over the past twelve months, to what extent have your courses challenged you to do your best work?

1 Never	10	2.04%
2 Rarely	14	2.86%
3 Sometimes	87	17.76%
4 Often	213	43.47%
5 Always	166	33.88%
Total	490	



Overall impression of academic standards at UofL.

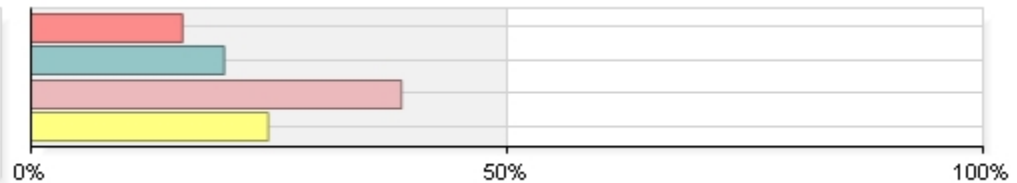
1 Poor	10	2.03%
2 Fair	60	12.20%
3 Good	132	26.83%
4 Very good	199	40.45%
5 Excellent	91	18.50%
Total	492	



During the past twelve months, about how often have you done the following?

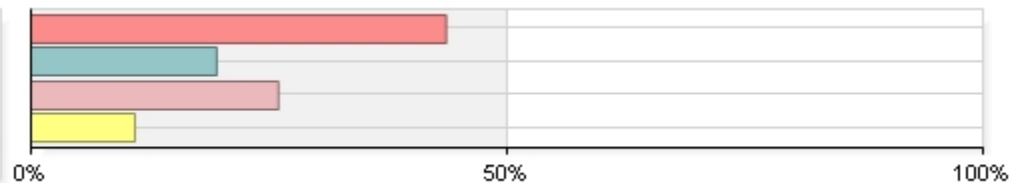
1. Talked about career plans with a faculty member

1 Never	76	15.90%
2 Rarely	97	20.29%
3 Sometimes	186	38.91%
4 Often	119	24.90%
Total	478	



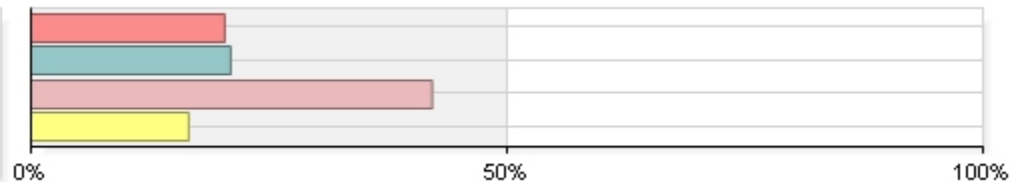
2. Worked with a faculty member on activities other than coursework (committees, student groups, etc.)

1 Never	208	43.61%
2 Rarely	93	19.50%
3 Sometimes	124	26.00%
4 Often	52	10.90%
Total	477	



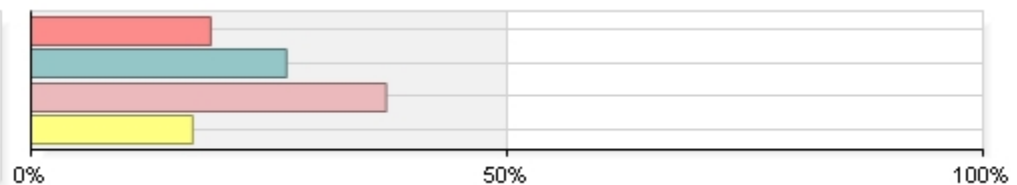
3. Discussed course topics, ideas, or concepts with a faculty member outside of class

1 Never	97	20.34%
2 Rarely	100	20.96%
3 Sometimes	201	42.14%
4 Often	79	16.56%
Total	477	



4. Discussed your academic performance with a faculty member

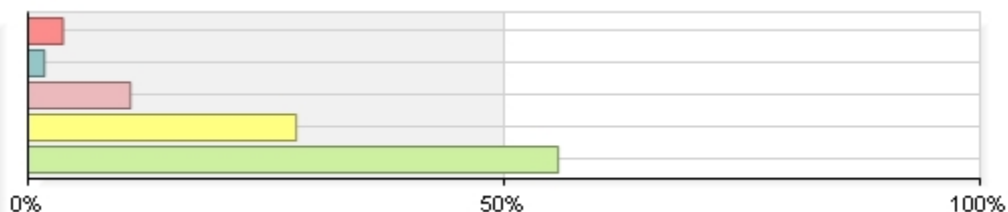
1 Never	90	18.87%
2 Rarely	128	26.83%
3 Sometimes	178	37.32%
4 Often	81	16.98%
Total	477	



During the past twelve months, about how often have your professors done the following?

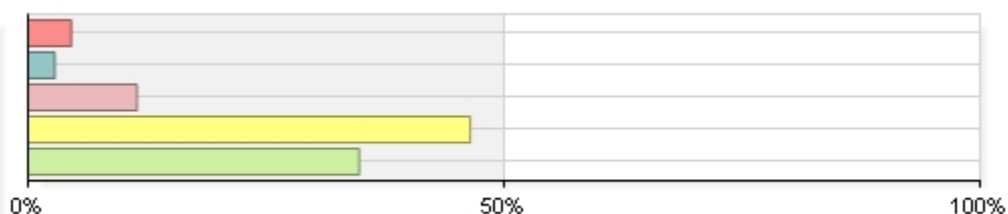
1. Provided syllabi that clearly explained course goals and requirements

1 Never	17	3.66%
2 Rarely	8	1.72%
3 Sometimes	50	10.75%
4 Often	131	28.17%
5 Always	259	55.70%
Total	465	



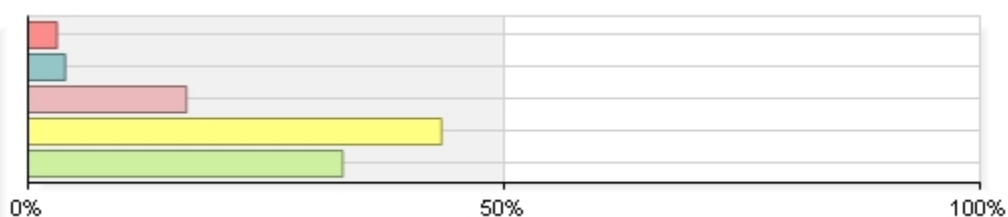
2. Taught course sessions in an organized way

1 Never	21	4.54%
2 Rarely	13	2.81%
3 Sometimes	53	11.45%
4 Often	215	46.44%
5 Always	161	34.77%
Total	463	



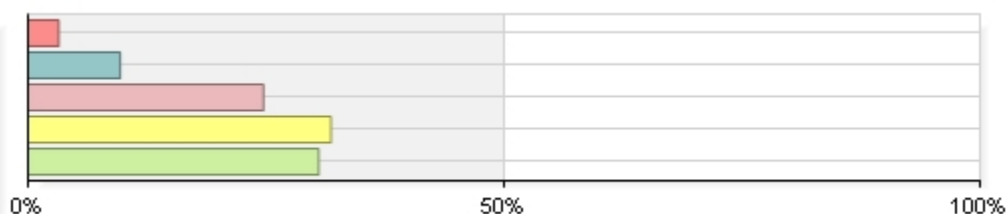
3. Used examples or illustrations to explain difficult points

1 Never	14	3.02%
2 Rarely	18	3.89%
3 Sometimes	77	16.63%
4 Often	201	43.41%
5 Always	153	33.05%
Total	463	



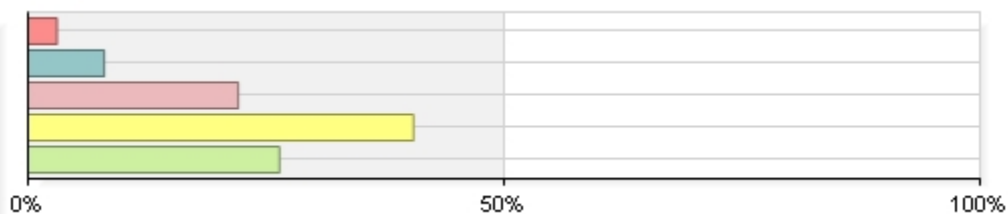
4. Provided feedback on a draft or work in progress

1 Never	15	3.23%
2 Rarely	45	9.68%
3 Sometimes	115	24.73%
4 Often	148	31.83%
5 Always	142	30.54%
Total	465	



5. Provided prompt and detailed feedback on tests or completed assignments

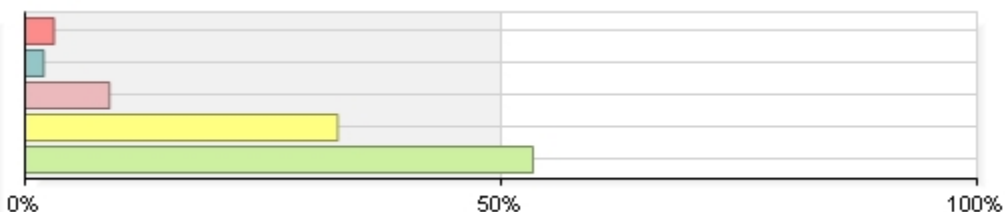
1 Never	14	3.03%
2 Rarely	37	8.01%
3 Sometimes	102	22.08%
4 Often	187	40.48%
5 Always	122	26.41%
Total	462	



During the past twelve months, about how often have your professors done the following? (continued)

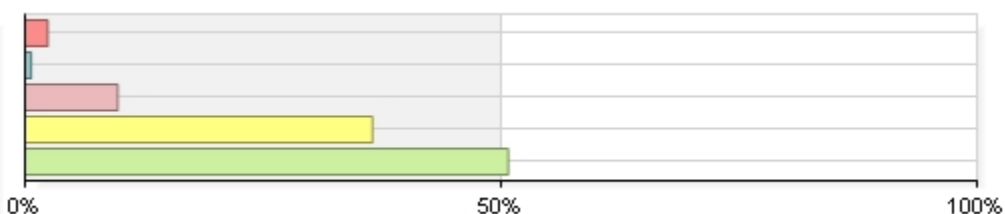
6. Provided opportunities to ask questions in class

1 Never	14	3.02%
2 Rarely	9	1.94%
3 Sometimes	41	8.86%
4 Often	152	32.83%
5 Always	247	53.35%
Total	463	



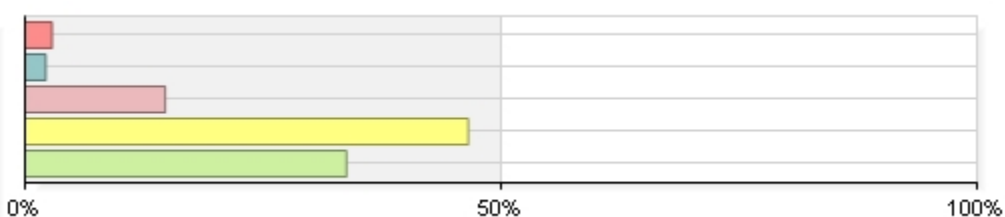
7. Displayed knowledge and skills regarding the subject matter

1 Never	11	2.38%
2 Rarely	3	0.65%
3 Sometimes	45	9.72%
4 Often	169	36.50%
5 Always	235	50.76%
Total	463	



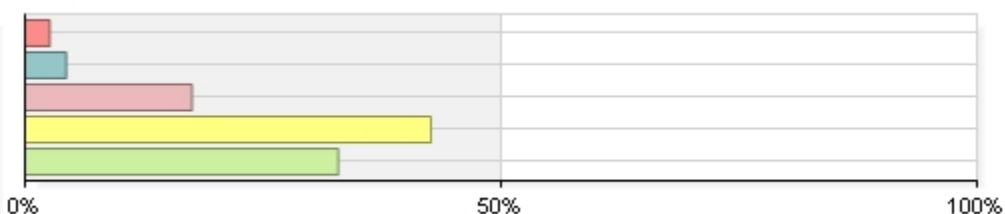
8. Communicated course material effectively

1 Never	13	2.81%
2 Rarely	10	2.16%
3 Sometimes	68	14.72%
4 Often	215	46.54%
5 Always	156	33.77%
Total	462	



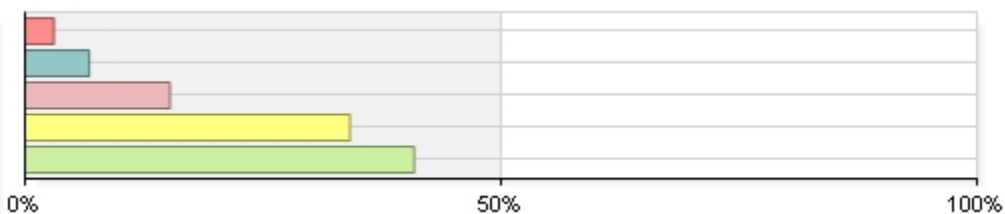
9. Demonstrated excellence in teaching

1 Never	12	2.60%
2 Rarely	20	4.33%
3 Sometimes	81	17.53%
4 Often	197	42.64%
5 Always	152	32.90%
Total	462	



10. Demonstrated commitment to diversity

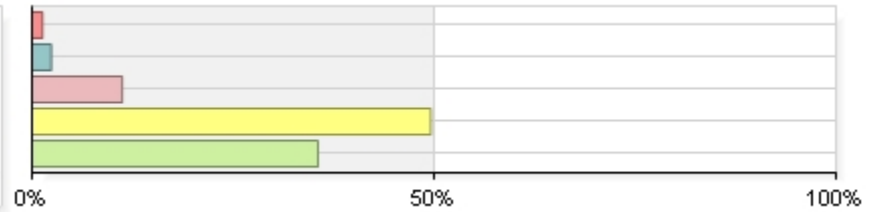
1 Never	14	3.04%
2 Rarely	31	6.74%
3 Sometimes	70	15.22%
4 Often	157	34.13%
5 Always	188	40.87%
Total	460	



Please indicate to what extent you agree with the following statements with respect to your professors over the past twelve months.

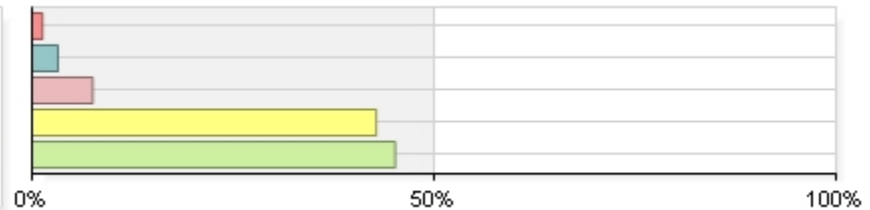
1. Developed opportunities for you to learn cooperatively with fellow students

1 Strongly disagree	6	1.29%
2 Disagree	11	2.37%
3 Neither agree nor disagree	52	11.21%
4 Agree	230	49.57%
5 Strongly agree	165	35.56%
Total	464	



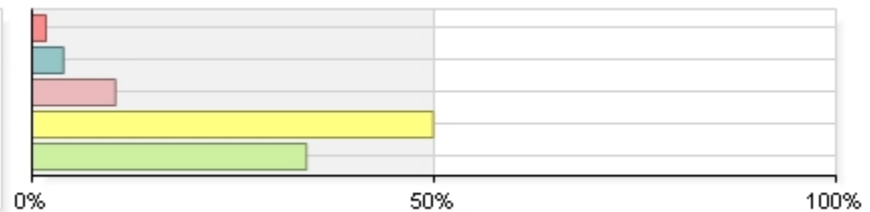
2. Encouraged you to be an actively involved learner

1 Strongly disagree	6	1.29%
2 Disagree	15	3.23%
3 Neither agree nor disagree	35	7.53%
4 Agree	199	42.80%
5 Strongly agree	210	45.16%
Total	465	



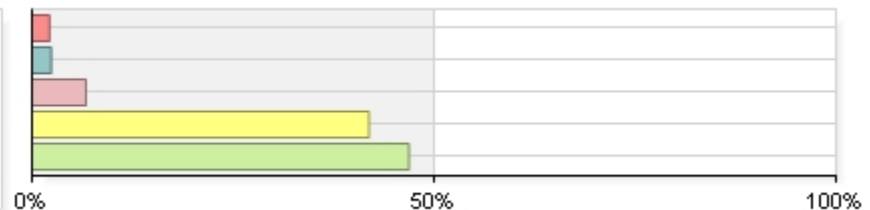
3. Prepared carefully to teach their classes

1 Strongly disagree	8	1.73%
2 Disagree	18	3.89%
3 Neither agree nor disagree	48	10.37%
4 Agree	231	49.89%
5 Strongly agree	158	34.13%
Total	463	



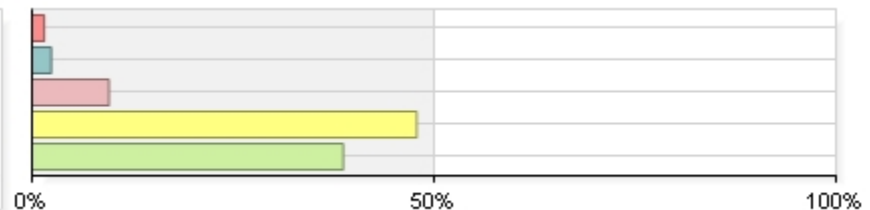
4. Treated students with respect

1 Strongly disagree	10	2.16%
2 Disagree	11	2.38%
3 Neither agree nor disagree	31	6.70%
4 Agree	194	41.90%
5 Strongly agree	217	46.87%
Total	463	



5. Graded appropriately/fairly

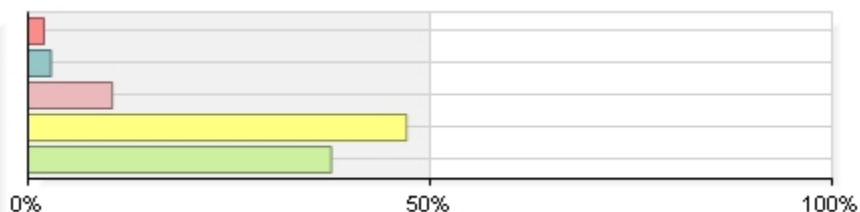
1 Strongly disagree	7	1.52%
2 Disagree	11	2.39%
3 Neither agree nor disagree	44	9.57%
4 Agree	220	47.83%
5 Strongly agree	178	38.70%
Total	460	



Please indicate to what extent you agree with the following statements with respect to your professors over the past twelve months. (continued)

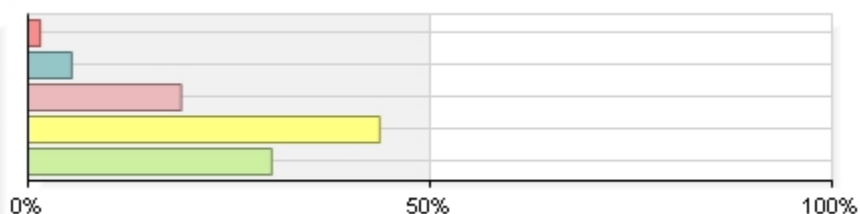
6. Available to help outside of class

1 Strongly disagree	9	1.96%
2 Disagree	13	2.83%
3 Neither agree nor disagree	48	10.46%
4 Agree	216	47.06%
5 Strongly agree	173	37.69%
Total	459	



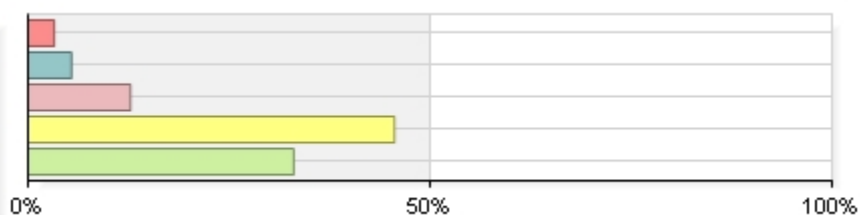
7. Provided feedback on your academic work outside of class time

1 Strongly disagree	7	1.52%
2 Disagree	25	5.41%
3 Neither agree nor disagree	88	19.05%
4 Agree	202	43.72%
5 Strongly agree	140	30.30%
Total	462	



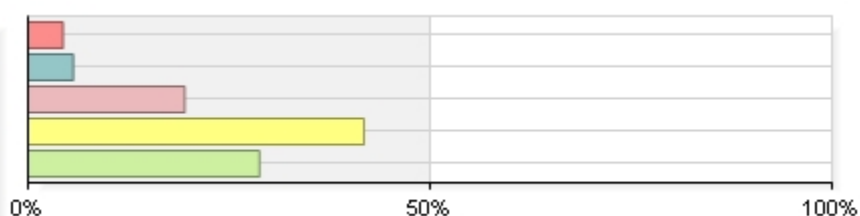
8. Showed interest in your academic progress

1 Strongly disagree	15	3.24%
2 Disagree	25	5.40%
3 Neither agree nor disagree	59	12.74%
4 Agree	211	45.57%
5 Strongly agree	153	33.05%
Total	463	



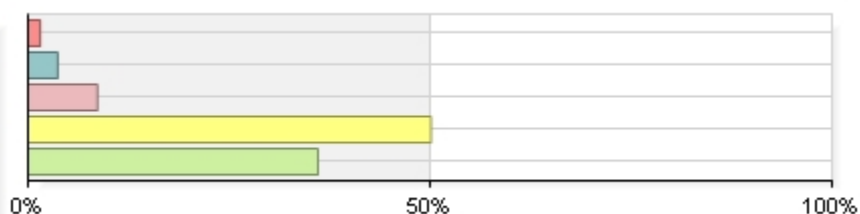
9. Provided emotional support and encouragement

1 Strongly disagree	20	4.33%
2 Disagree	26	5.63%
3 Neither agree nor disagree	90	19.48%
4 Agree	193	41.77%
5 Strongly agree	133	28.79%
Total	462	



10. Provided intellectual challenge and stimulation

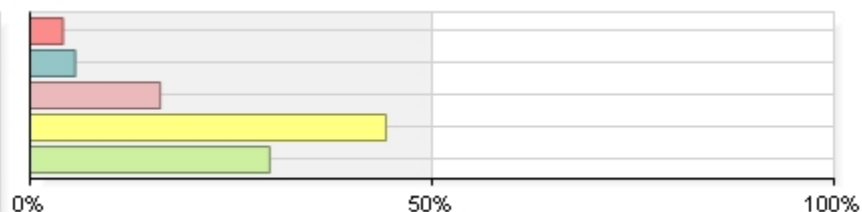
1 Strongly disagree	7	1.51%
2 Disagree	17	3.67%
3 Neither agree nor disagree	40	8.64%
4 Agree	232	50.11%
5 Strongly agree	167	36.07%
Total	463	



Please indicate to what extent you agree with the following statements with respect to your professors over the past twelve months. (continued)

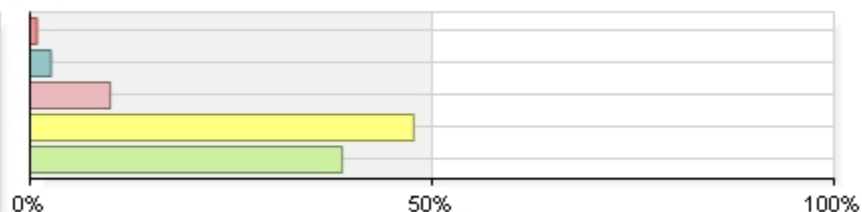
11. Helped you achieve your professional goals

1 Strongly disagree	19	4.10%
2 Disagree	26	5.62%
3 Neither agree nor disagree	75	16.20%
4 Agree	205	44.28%
5 Strongly agree	138	29.81%
Total	463	



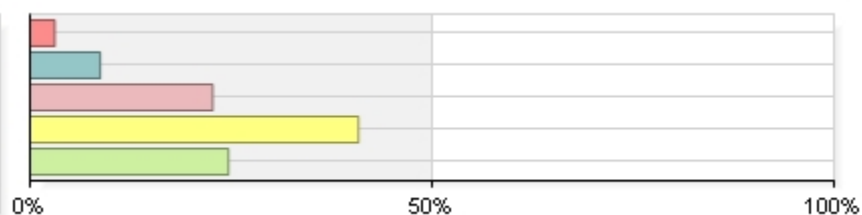
12. Encouraged your ability to learn on your own

1 Strongly disagree	4	0.87%
2 Disagree	12	2.60%
3 Neither agree nor disagree	46	9.98%
4 Agree	220	47.72%
5 Strongly agree	179	38.83%
Total	461	



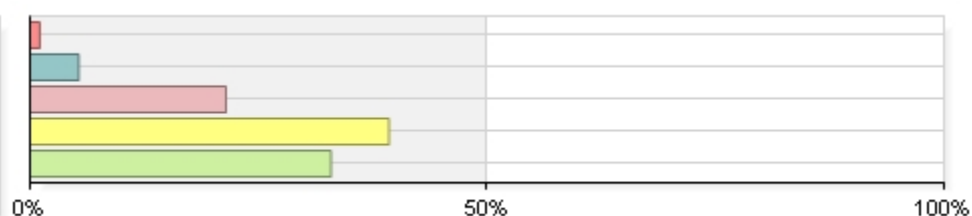
13. Used innovative technology to facilitate learning

1 Strongly disagree	14	3.06%
2 Disagree	40	8.73%
3 Neither agree nor disagree	104	22.71%
4 Agree	187	40.83%
5 Strongly agree	113	24.67%
Total	458	



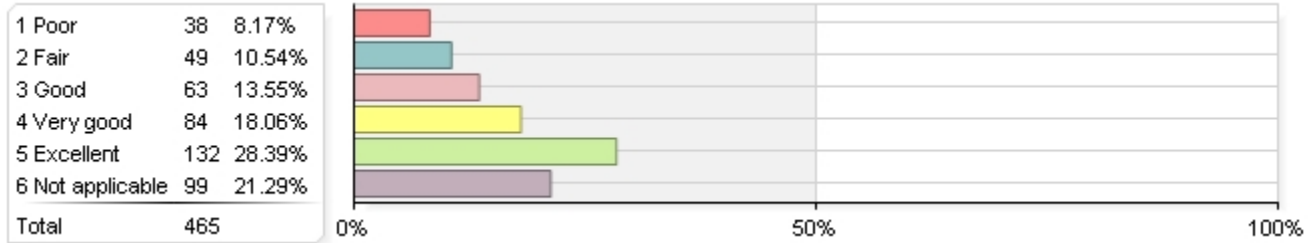
Overall impression of the faculty.

1 Extremely poor	5	1.06%
2 Below average	25	5.31%
3 Average	101	21.44%
4 Above average	185	39.28%
5 Excellent	155	32.91%
Total	471	




Please rate the quality of your experience with your faculty advisor or faculty mentor in your program.

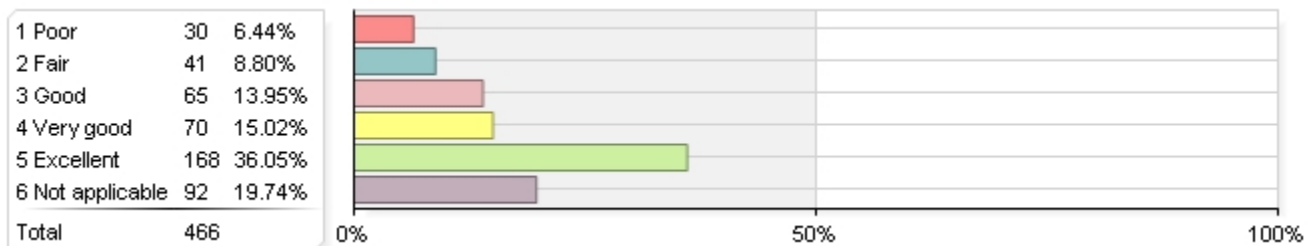
1. Overall impression of advising services



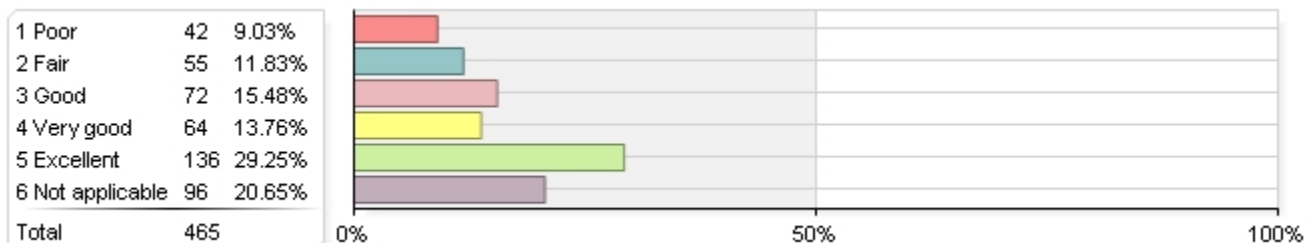
2. Helpfulness of advisor



3. Approachability of advisor

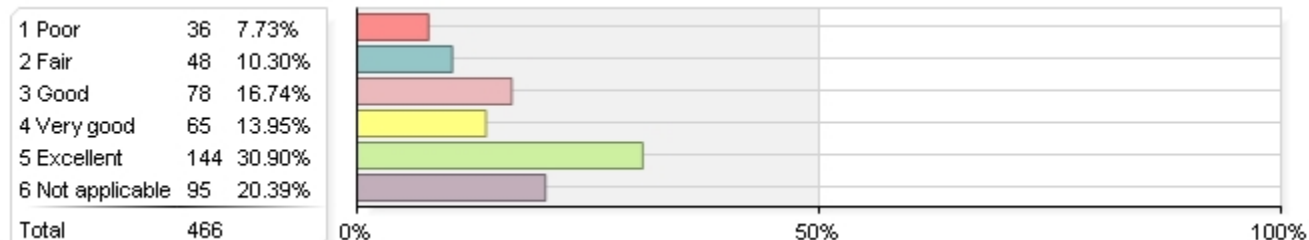


4. Sufficient time with advisor

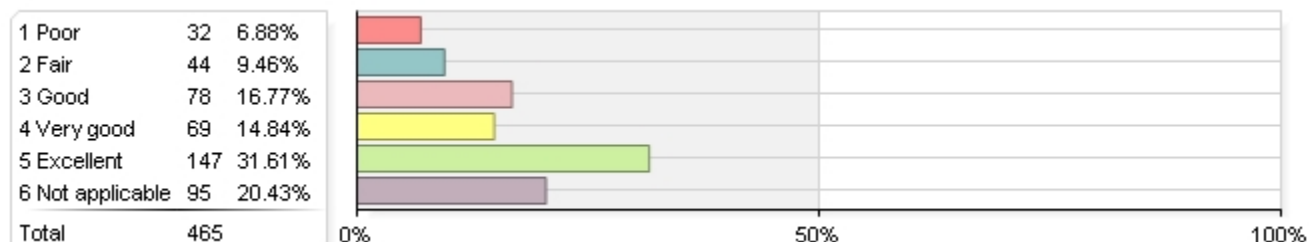


Please rate the quality of your experience with your faculty advisor or faculty mentor in your program. (continued)

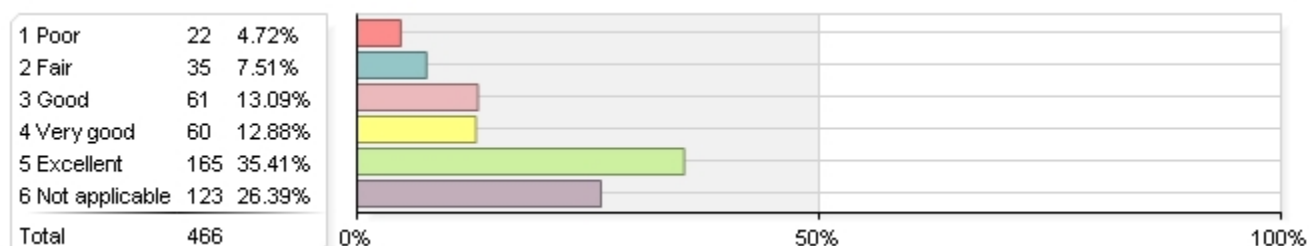
5. Advisor provided information about degree requirements and course sequencing



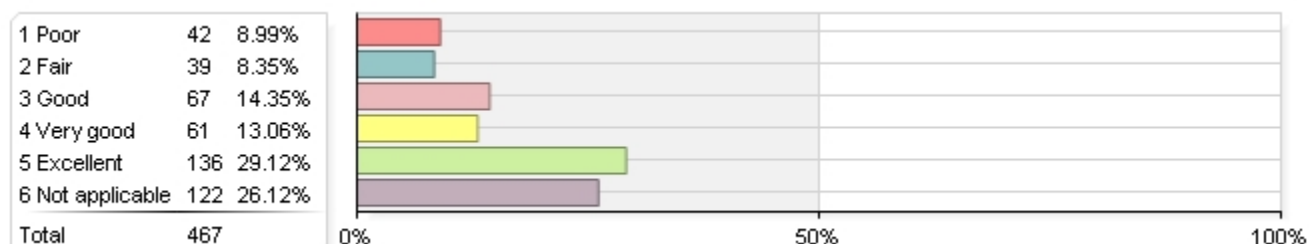
6. Knowledge of academic policies and procedures



7. Ability to schedule appointment within two weeks



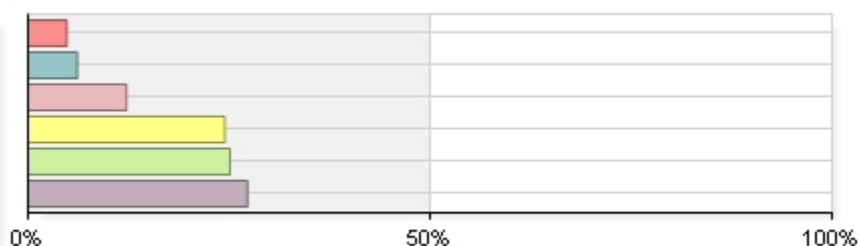
8. Guidance about profession/career



To what extent do you agree with the following statements about your faculty advisor or mentor?

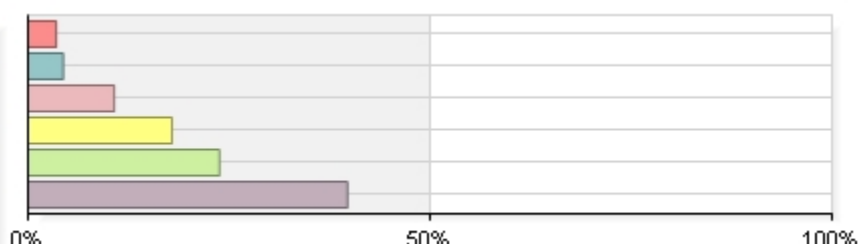
1. Reviewed your academic record prior to giving advice

1 Strongly disagree	22	4.80%
2 Disagree	28	6.11%
3 Neither agree nor disagree	56	12.23%
4 Agree	112	24.45%
5 Strongly agree	115	25.11%
6 Not applicable	125	27.29%
Total	458	



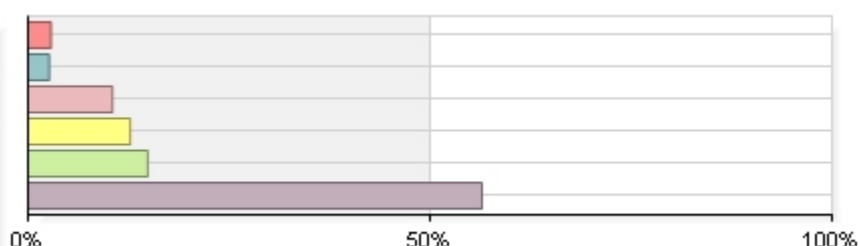
2. Provided appropriate research project(s)

1 Strongly disagree	16	3.49%
2 Disagree	20	4.37%
3 Neither agree nor disagree	49	10.70%
4 Agree	82	17.90%
5 Strongly agree	109	23.80%
6 Not applicable	182	39.74%
Total	458	



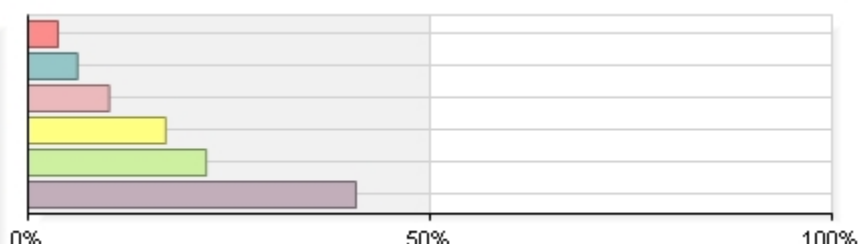
3. Provided adequate laboratory resources

1 Strongly disagree	13	2.84%
2 Disagree	12	2.63%
3 Neither agree nor disagree	48	10.50%
4 Agree	58	12.69%
5 Strongly agree	68	14.88%
6 Not applicable	258	56.46%
Total	457	



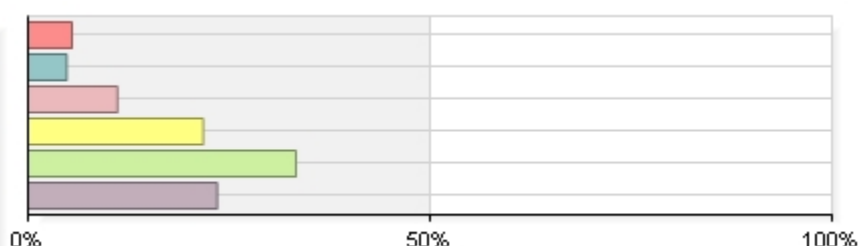
4. Encouraged you to publish/present your work in appropriate public forums

1 Strongly disagree	17	3.73%
2 Disagree	28	6.14%
3 Neither agree nor disagree	46	10.09%
4 Agree	78	17.11%
5 Strongly agree	101	22.15%
6 Not applicable	186	40.79%
Total	456	



5. Is someone you would recommend to other students

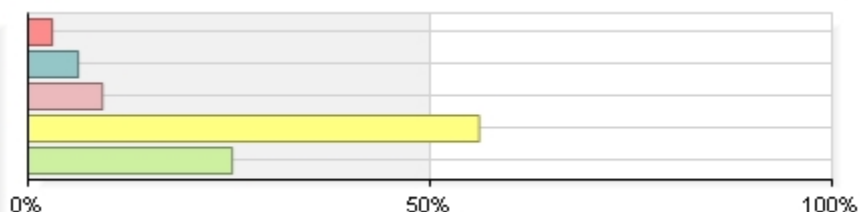
1 Strongly disagree	25	5.45%
2 Disagree	22	4.79%
3 Neither agree nor disagree	51	11.11%
4 Agree	100	21.79%
5 Strongly agree	153	33.33%
6 Not applicable	108	23.53%
Total	459	



To what extent do you agree with the following in reference to your academic program?

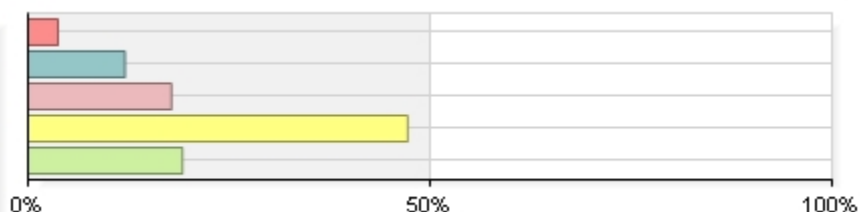
1. Offers courses with adequate frequency/time to complete your program as planned

1 Strongly disagree	13	3.00%
2 Disagree	27	6.24%
3 Neither agree nor disagree	40	9.24%
4 Agree	243	56.12%
5 Strongly agree	110	25.40%
Total	433	



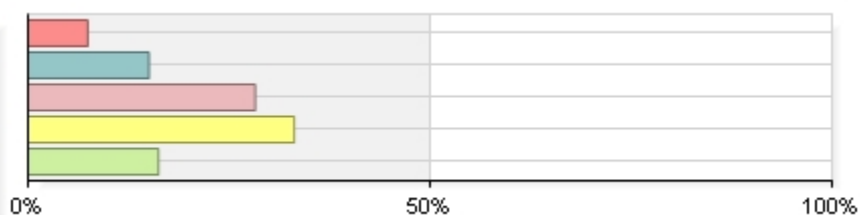
2. Provides adequate career preparation and guidance

1 Strongly disagree	16	3.70%
2 Disagree	52	12.04%
3 Neither agree nor disagree	77	17.82%
4 Agree	204	47.22%
5 Strongly agree	83	19.21%
Total	432	



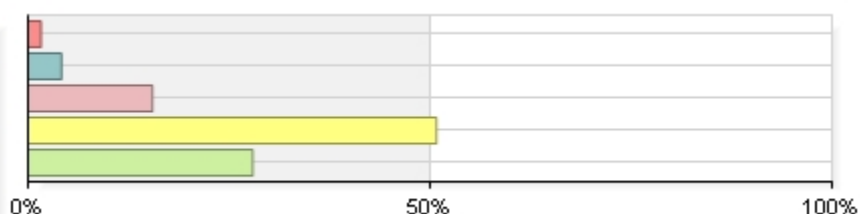
3. Actively helps you find appropriate employment or pursue further study

1 Strongly disagree	32	7.41%
2 Disagree	65	15.05%
3 Neither agree nor disagree	122	28.24%
4 Agree	143	33.10%
5 Strongly agree	70	16.20%
Total	432	



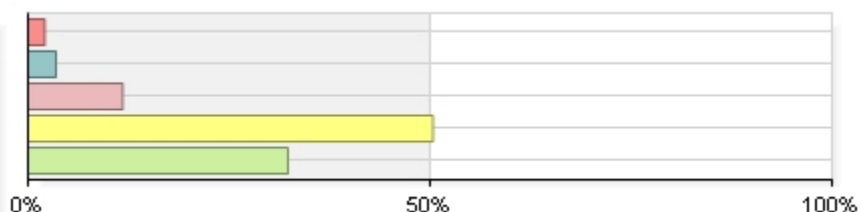
4. Maintains strong academic standards

1 Strongly disagree	7	1.62%
2 Disagree	18	4.16%
3 Neither agree nor disagree	67	15.47%
4 Agree	220	50.81%
5 Strongly agree	121	27.94%
Total	433	



5. Characterized by mutual respect between students and professors

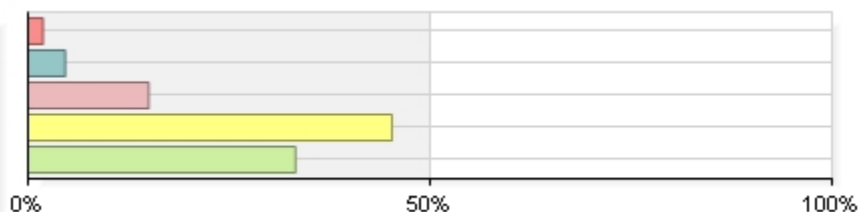
1 Strongly disagree	9	2.08%
2 Disagree	15	3.46%
3 Neither agree nor disagree	51	11.78%
4 Agree	218	50.35%
5 Strongly agree	140	32.33%
Total	433	



To what extent do you agree with the following in reference to your academic program? (continued)

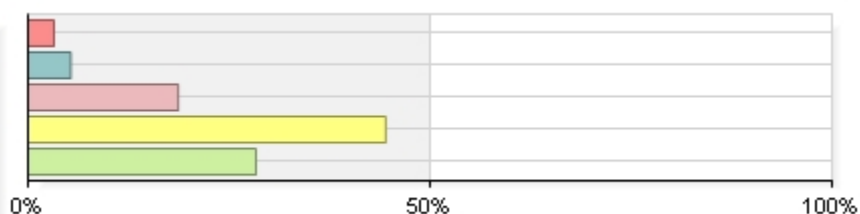
6. Teaches and affirms diversity, equity and social justice

1 Strongly disagree	8	1.85%
2 Disagree	20	4.62%
3 Neither agree nor disagree	65	15.01%
4 Agree	196	45.27%
5 Strongly agree	144	33.26%
Total	433	



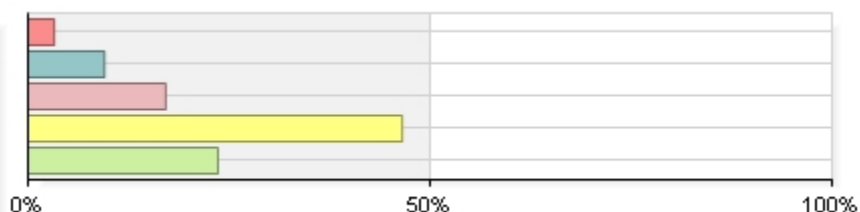
7. Provides adequate opportunities for program-related fieldwork/internship/practicum experiences

1 Strongly disagree	14	3.23%
2 Disagree	23	5.30%
3 Neither agree nor disagree	81	18.66%
4 Agree	193	44.47%
5 Strongly agree	123	28.34%
Total	434	



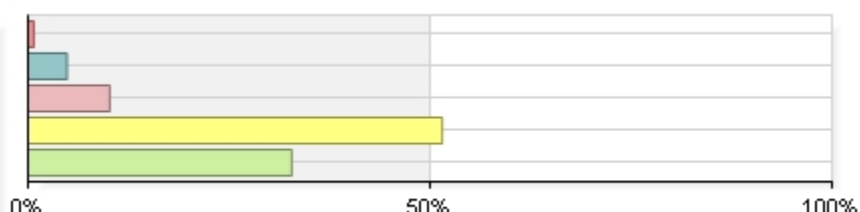
8. Provides opportunities to learn about and apply technologies that you are likely to encounter as a professional

1 Strongly disagree	14	3.24%
2 Disagree	41	9.49%
3 Neither agree nor disagree	74	17.13%
4 Agree	201	46.53%
5 Strongly agree	102	23.61%
Total	432	



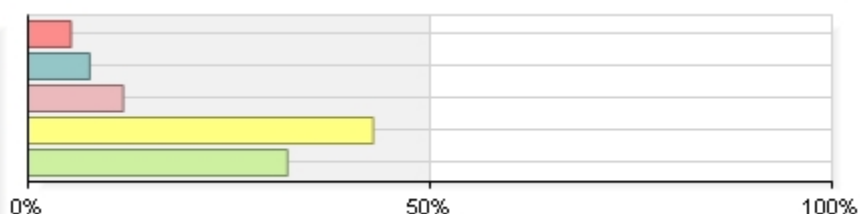
9. Provides exposure to current issues and topics in the field

1 Strongly disagree	3	0.69%
2 Disagree	21	4.85%
3 Neither agree nor disagree	44	10.16%
4 Agree	223	51.50%
5 Strongly agree	142	32.79%
Total	433	



10. Would recommend my academic program to other students

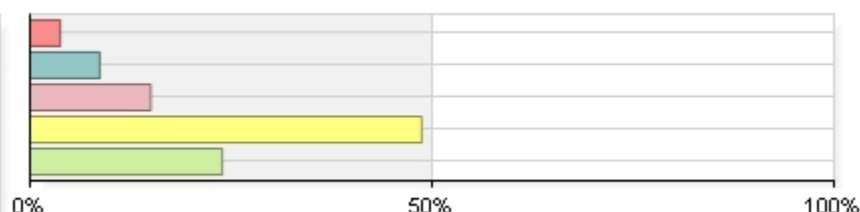
1 Strongly disagree	23	5.34%
2 Disagree	33	7.66%
3 Neither agree nor disagree	51	11.83%
4 Agree	185	42.92%
5 Strongly agree	139	32.25%
Total	431	



To what extent do you agree with the following in reference to the learning outcomes for your academic program:

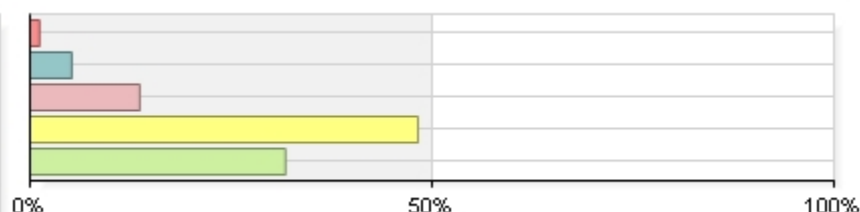
1. Provides adequate opportunities for professional practice & training experiences

1 Strongly disagree	16	3.75%
2 Disagree	37	8.67%
3 Neither agree nor disagree	64	14.99%
4 Agree	208	48.71%
5 Strongly agree	102	23.89%
Total	427	



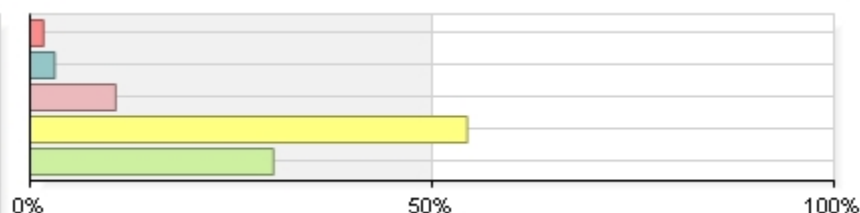
2. Gained foundational knowledge and developed skills to support independent research

1 Strongly disagree	5	1.18%
2 Disagree	22	5.18%
3 Neither agree nor disagree	58	13.65%
4 Agree	205	48.24%
5 Strongly agree	135	31.76%
Total	425	



3. Provides adequate instruction that addresses the distinct body of knowledge for program of study

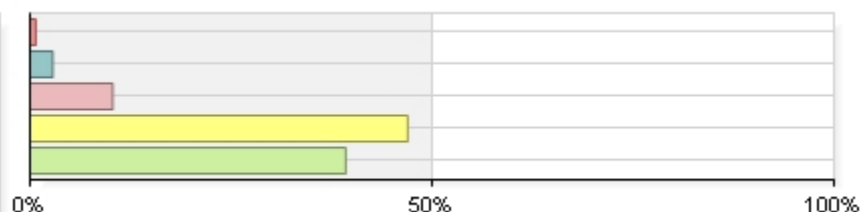
1 Strongly disagree	7	1.65%
2 Disagree	13	3.07%
3 Neither agree nor disagree	45	10.64%
4 Agree	230	54.37%
5 Strongly agree	128	30.26%
Total	423	



To what extent do you agree that your academic program helps in your development of the following?

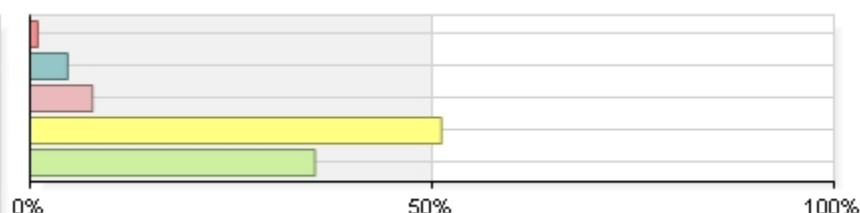
1. Critical thinking and problem-solving skills

1 Strongly disagree	3	0.70%
2 Disagree	12	2.80%
3 Neither agree nor disagree	44	10.28%
4 Agree	201	46.96%
5 Strongly agree	168	39.25%
Total	428	



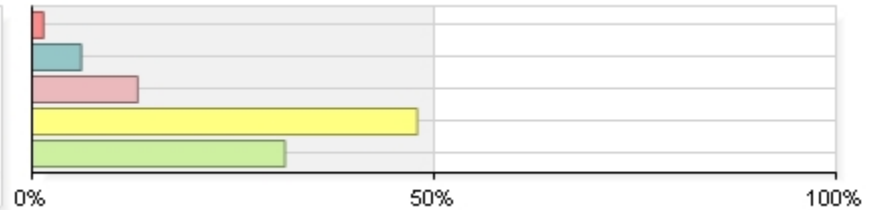
2. Oral and written communication skills

1 Strongly disagree	4	0.94%
2 Disagree	20	4.69%
3 Neither agree nor disagree	33	7.75%
4 Agree	218	51.17%
5 Strongly agree	151	35.45%
Total	426	



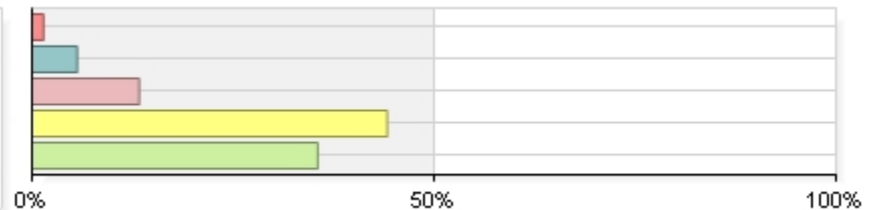
3. Interpersonal skills necessary to serve as an effective professional

1 Strongly disagree	6	1.41%
2 Disagree	26	6.10%
3 Neither agree nor disagree	56	13.15%
4 Agree	204	47.89%
5 Strongly agree	134	31.46%
Total	426	



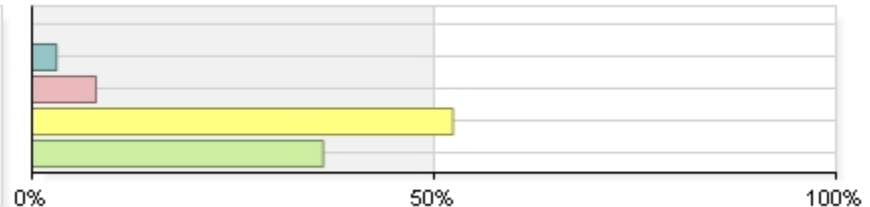
4. A strong sense of social, moral, and ethical responsibilities as they relate to your field of study

1 Strongly disagree	6	1.40%
2 Disagree	24	5.61%
3 Neither agree nor disagree	57	13.32%
4 Agree	189	44.16%
5 Strongly agree	152	35.51%
Total	428	



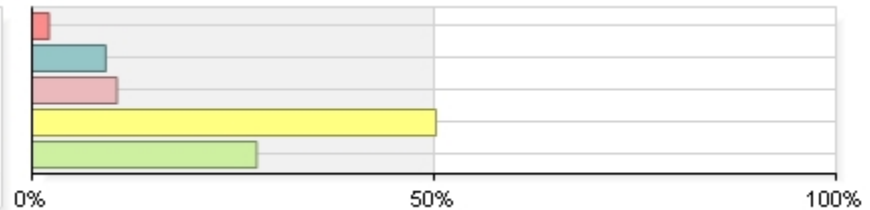
5. Use appropriate methods of inquiry in your field to analyze, understand, and develop effective solutions to problems

1 Strongly disagree	2	0.47%
2 Disagree	13	3.04%
3 Neither agree nor disagree	34	7.94%
4 Agree	224	52.34%
5 Strongly agree	155	36.21%
Total	428	



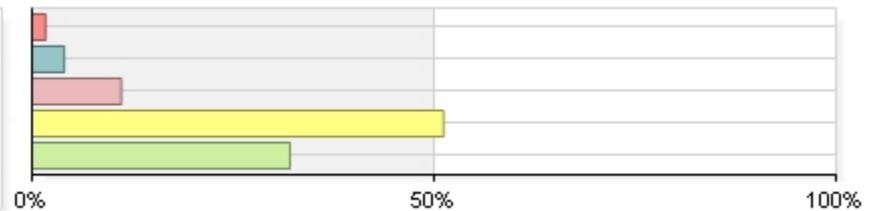
6. Leadership and/or management skills needed in your field of study

1 Strongly disagree	9	2.11%
2 Disagree	39	9.15%
3 Neither agree nor disagree	45	10.56%
4 Agree	214	50.23%
5 Strongly agree	119	27.93%
Total	426	



7. Understanding of the role and impact of the field in a broader societal and global context

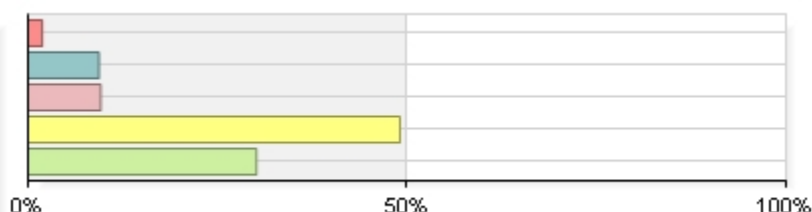
1 Strongly disagree	7	1.65%
2 Disagree	17	4.01%
3 Neither agree nor disagree	47	11.08%
4 Agree	217	51.18%
5 Strongly agree	136	32.08%
Total	424	



Please rate your level of satisfaction specific to your academic program with each of the following.

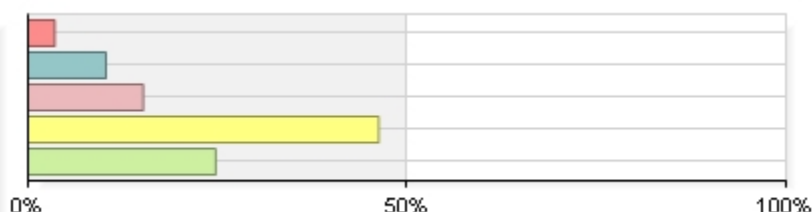
1. Quality of courses

1 Very dissatisfied	8	1.87%
2 Dissatisfied	40	9.35%
3 Neither satisfied nor dissatisfied	41	9.58%
4 Satisfied	210	49.07%
5 Very satisfied	129	30.14%
Total	428	



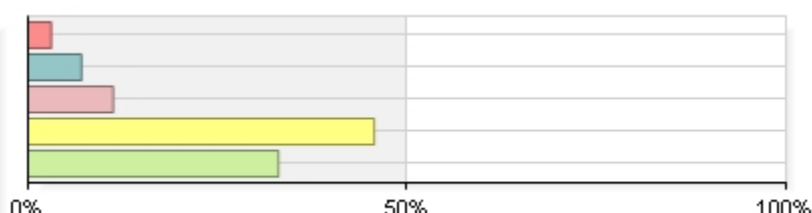
2. Usefulness of texts and course materials

1 Very dissatisfied	15	3.50%
2 Dissatisfied	44	10.28%
3 Neither satisfied nor dissatisfied	65	15.19%
4 Satisfied	198	46.26%
5 Very satisfied	106	24.77%
Total	428	



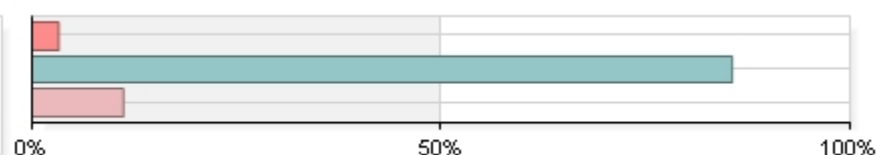
3. Relevance of coursework to expected career

1 Very dissatisfied	13	3.04%
2 Dissatisfied	30	7.03%
3 Neither satisfied nor dissatisfied	48	11.24%
4 Satisfied	195	45.67%
5 Very satisfied	141	33.02%
Total	427	



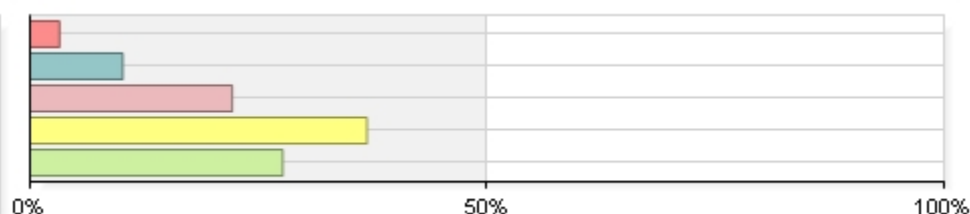
How would you describe your academic program?

1 Too difficult academically	14	3.26%
2 Appropriately challenging	368	85.58%
3 Too easy academically	48	11.16%
Total	430	



Overall experience with your academic program.

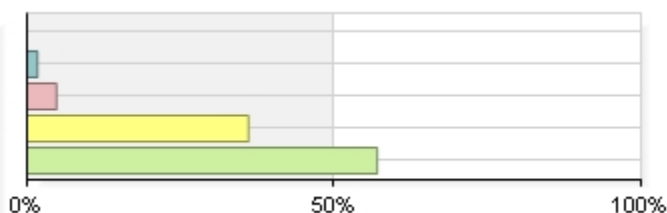
1 Extremely poor	14	3.23%
2 Below average	44	10.14%
3 Average	96	22.12%
4 Above average	160	36.87%
5 Excellent	120	27.65%
Total	434	



For each of the following SIGS PLAN events, please rate how effective you believe each event was in preparing you to be a successful professional or pursue additional education in your field.

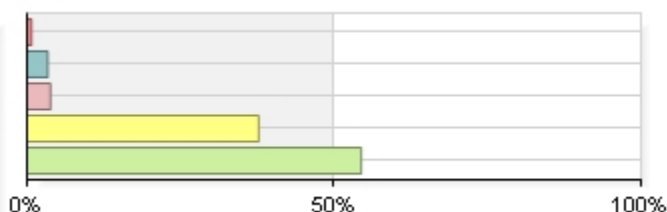
1. Graduate Teaching Assistant (GTA) Academy

1 Not at all effective	2	0.48%
2 Somewhat effective	7	1.67%
3 Very effective	20	4.77%
4 Didn't participate because I didn't know about it	151	36.04%
5 Didn't participate for some other reason	239	57.04%
Total	419	



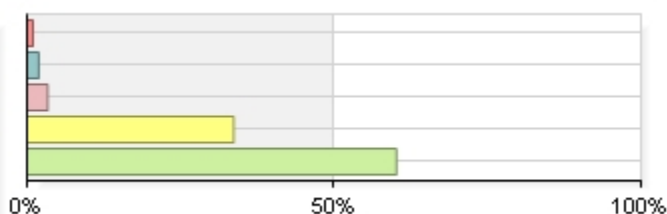
2. Other Teaching Skills Workshops sponsored by SIGS

1 Not at all effective	3	0.72%
2 Somewhat effective	14	3.34%
3 Very effective	16	3.82%
4 Didn't participate because I didn't know about it	158	37.71%
5 Didn't participate for some other reason	228	54.42%
Total	419	



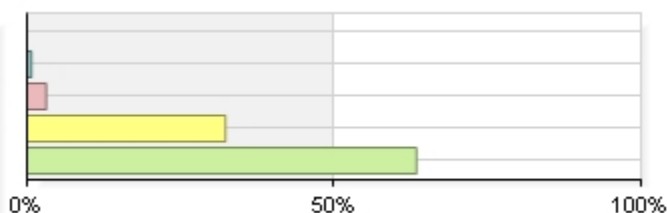
3. Grant Writing Academy

1 Not at all effective	4	0.95%
2 Somewhat effective	8	1.91%
3 Very effective	14	3.34%
4 Didn't participate because I didn't know about it	141	33.65%
5 Didn't participate for some other reason	252	60.14%
Total	419	



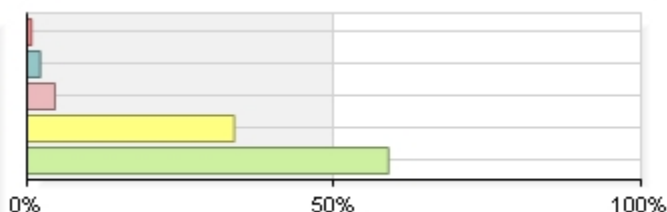
4. Dissertation Writing Retreat

1 Not at all effective	2	0.48%
2 Somewhat effective	3	0.72%
3 Very effective	13	3.11%
4 Didn't participate because I didn't know about it	135	32.30%
5 Didn't participate for some other reason	265	63.40%
Total	418	



5. Other Writing Workshops sponsored by SIGS

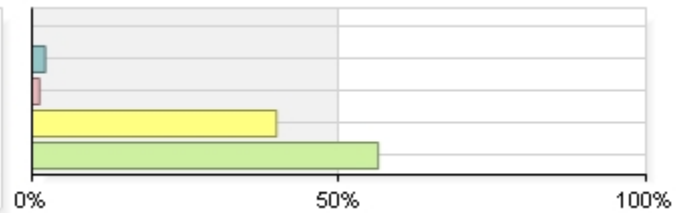
1 Not at all effective	3	0.72%
2 Somewhat effective	9	2.15%
3 Very effective	19	4.55%
4 Didn't participate because I didn't know about it	141	33.73%
5 Didn't participate for some other reason	246	58.85%
Total	418	



For each of the following SIGS PLAN events, please rate how effective you believe each event was in preparing you to be a successful professional or pursue additional education in your field. (continued)

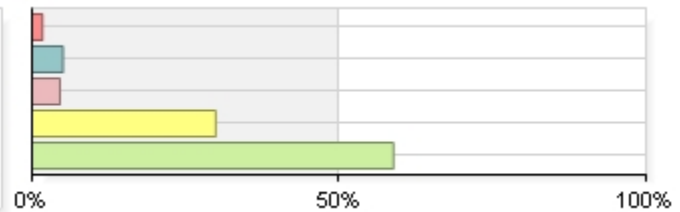
6. Entrepreneurship Academy

1 Not at all effective	2	0.48%
2 Somewhat effective	9	2.16%
3 Very effective	5	1.20%
4 Didn't participate because I didn't know about it	166	39.81%
5 Didn't participate for some other reason	235	56.35%
Total	417	



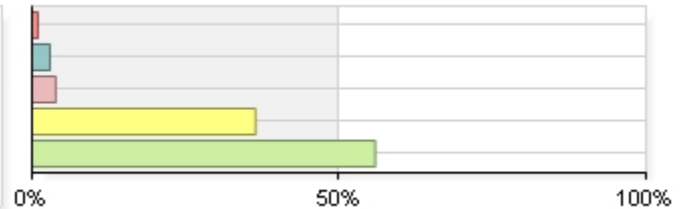
7. Job Search and Career Workshops

1 Not at all effective	7	1.67%
2 Somewhat effective	21	5.02%
3 Very effective	19	4.55%
4 Didn't participate because I didn't know about it	125	29.90%
5 Didn't participate for some other reason	246	58.85%
Total	418	



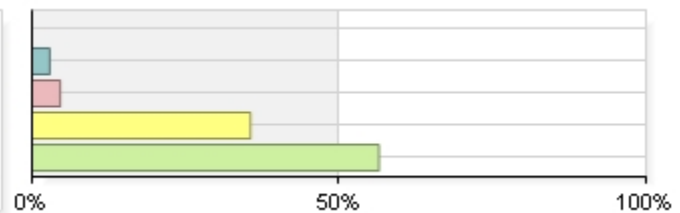
8. Other Professional Development Workshops sponsored by SIGS

1 Not at all effective	4	0.96%
2 Somewhat effective	12	2.89%
3 Very effective	16	3.86%
4 Didn't participate because I didn't know about it	151	36.39%
5 Didn't participate for some other reason	232	55.90%
Total	415	



9. Other Professional Development Opportunities such as one-on-one consultations, customized workshops, social events, or brown bag/breakfast series sponsored by SIGS

1 Not at all effective	2	0.48%
2 Somewhat effective	12	2.88%
3 Very effective	19	4.57%
4 Didn't participate because I didn't know about it	148	35.58%
5 Didn't participate for some other reason	235	56.49%
Total	416	



What other professional development programs sponsored by the School of Interdisciplinary & Graduate Studies (SIGS) did you participate in?

Comments
N'
I don't even know what SIGS is
I was online student. If I could fly over & take part in the activities provided by SIGS then I would. Sorry. I hope my ratings helped?
none
None.
I'm on the HSC campus and we do not use these services.
None, I am not in Kentucky so none of these were available to me

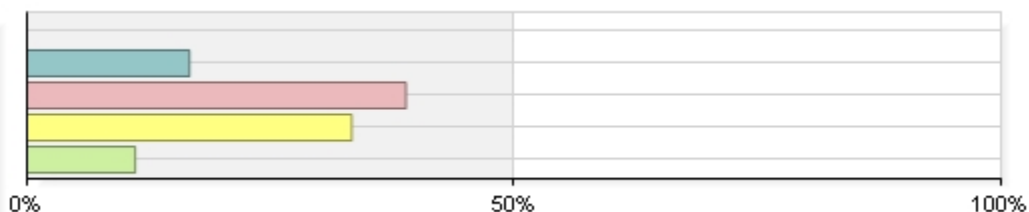
Comments
none
n`
I did not participate in any professional development programs with SIGS as I already have a full-time job.
I do not know if these are used for Juris Doctor.
none
career help for non-faculty positions.
I never had any contact with SIGS I don't know what that is.
N`
none
None
I am in medical school, this does not apply to me
N`
None
Didn't participate because I didn't know about it.
None
None
None
Several PLAN events
None
N`
I did not participate due to childcare commitments.
None.
I didn't know they offered these programs, and I would have attended had I known.
None
none
n` worked with Women's basketball team and was always on the road for these events.
none
CFDC partnerships with UofL during summer and follow on semesters that assisted with several needs. writing labs for example.
None
Graduate Research Conference presentation opportunities
Publishing Academy
n`
none
n`
I did not participate in any of the SIGS programs, the primary reason being that I am a full-time employee.
None
None
none
I did not often participate because I work full-time outside of my program (financial necessity), which seems to be the only situation for which SIGS doesn't offer programmatic support.
Interprofessional Workshop
na

Comments
none
None
None. Never heard about them
I don't know what SIGS is. I attended the appropriate career events put on by the law school. Those were helpful.
Na
NA
N'
Publishing Academy
none
None.
None that I'm aware of
None
Publishing Academy
none
N'
Publishing Academy
It would be nice to offer some virtual sessions for remote students. I felt very excluded from these activities.
N'
None
N'
No
I was an online only student not in the school's local area.
none
None
STEM GTA mini-Academy GTAs & Diversity

Please rate the quality of the following areas:

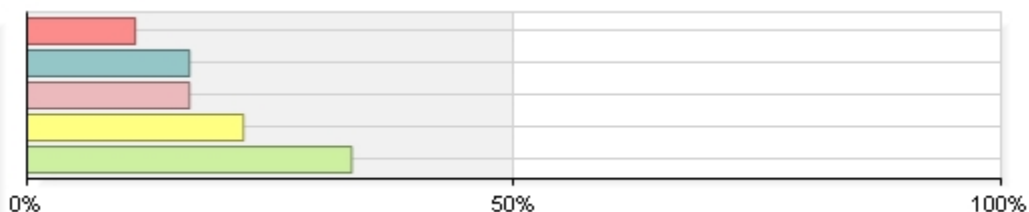
1. Student Records Office

1 Poor	0	0.00%
2 Fair	3	16.67%
3 Good	7	38.89%
4 Very good	6	33.33%
5 Excellent	2	11.11%
Total	18	



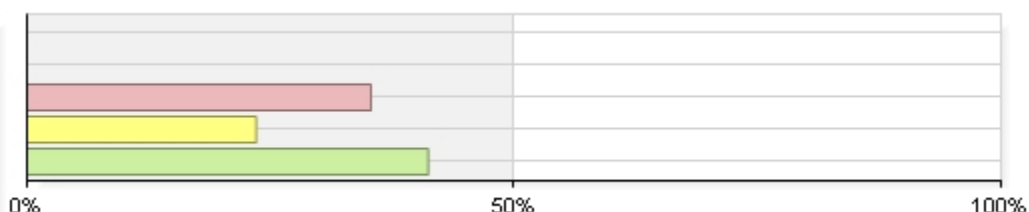
2. Professional Development/Public Services Offices

1 Poor	2	11.11%
2 Fair	3	16.67%
3 Good	3	16.67%
4 Very good	4	22.22%
5 Excellent	6	33.33%
Total	18	



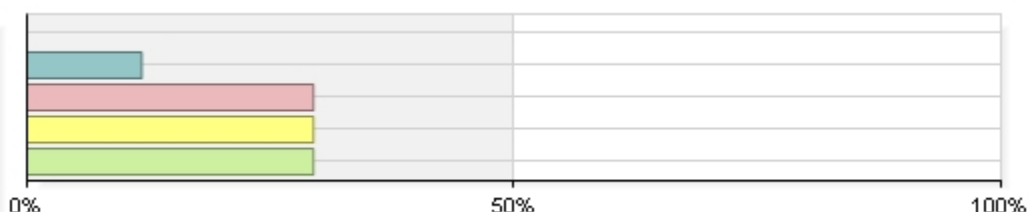
3. Law Resource Center Staff

1 Poor	0	0.00%
2 Fair	0	0.00%
3 Good	6	35.29%
4 Very good	4	23.53%
5 Excellent	7	41.18%
Total	17	



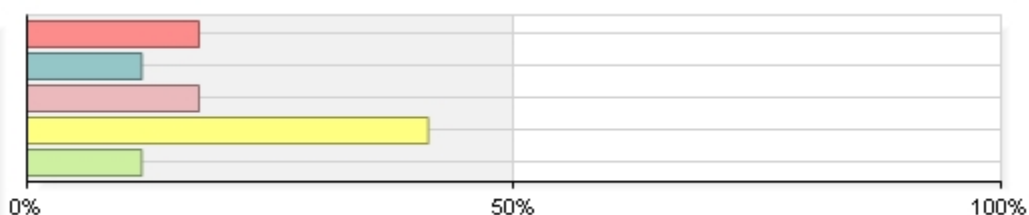
4. Information Technology Offices

1 Poor	0	0.00%
2 Fair	2	11.76%
3 Good	5	29.41%
4 Very good	5	29.41%
5 Excellent	5	29.41%
Total	17	



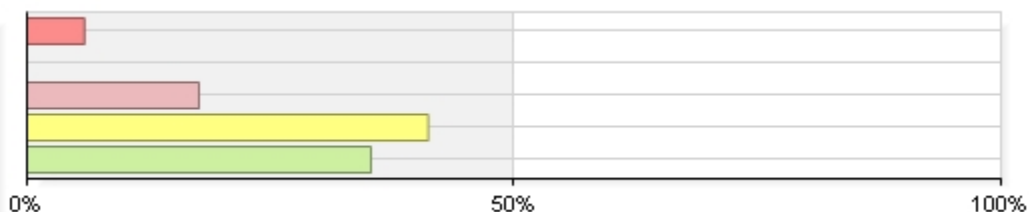
5. Academic Success Office

1 Poor	3	17.65%
2 Fair	2	11.76%
3 Good	3	17.65%
4 Very good	7	41.18%
5 Excellent	2	11.76%
Total	17	



6. Law Library

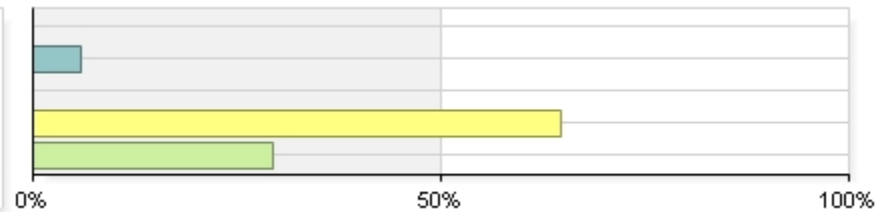
1 Poor	1	5.88%
2 Fair	0	0.00%
3 Good	3	17.65%
4 Very good	7	41.18%
5 Excellent	6	35.29%
Total	17	



Please rate your agreement with the following about the J.D. Program:

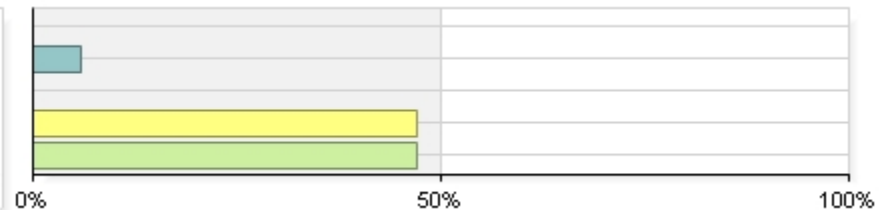
1. Helps you develop a strong understanding of legal doctrine, theories and processes

1 Strongly disagree	0	0.00%
2 Disagree	1	5.88%
3 Neither agree nor disagree	0	0.00%
4 Agree	11	64.71%
5 Strongly agree	5	29.41%
Total	17	



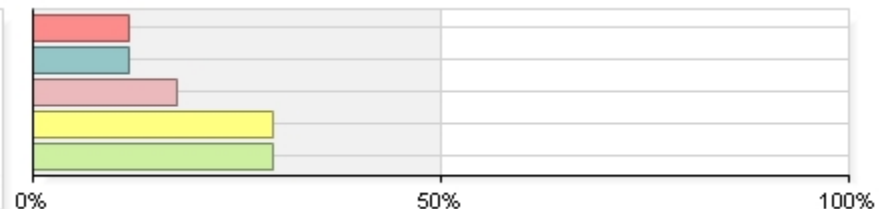
2. Teaches you to analyze, understand, and develop logical solutions to legal problems

1 Strongly disagree	0	0.00%
2 Disagree	1	5.88%
3 Neither agree nor disagree	0	0.00%
4 Agree	8	47.06%
5 Strongly agree	8	47.06%
Total	17	



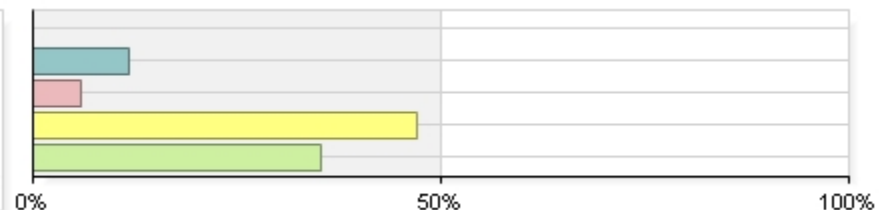
3. Provides you with opportunities for exposure to management skills relevant to the legal profession

1 Strongly disagree	2	11.76%
2 Disagree	2	11.76%
3 Neither agree nor disagree	3	17.65%
4 Agree	5	29.41%
5 Strongly agree	5	29.41%
Total	17	



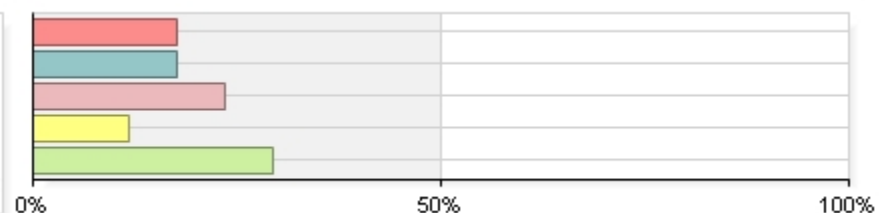
4. Exposes you to meaningful public service opportunities

1 Strongly disagree	0	0.00%
2 Disagree	2	11.76%
3 Neither agree nor disagree	1	5.88%
4 Agree	8	47.06%
5 Strongly agree	6	35.29%
Total	17	



5. Exposes you to international legal systems and issues

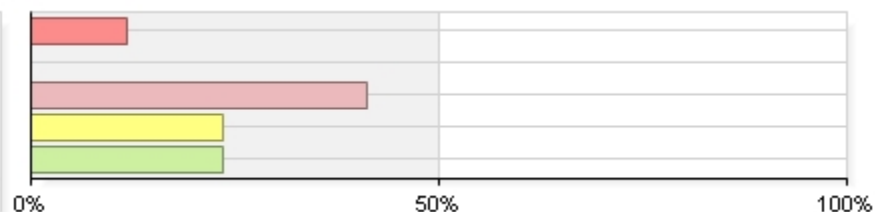
1 Strongly disagree	3	17.65%
2 Disagree	3	17.65%
3 Neither agree nor disagree	4	23.53%
4 Agree	2	11.76%
5 Strongly agree	5	29.41%
Total	17	



Please rate your agreement with the following about the J.D. Program: (continued)

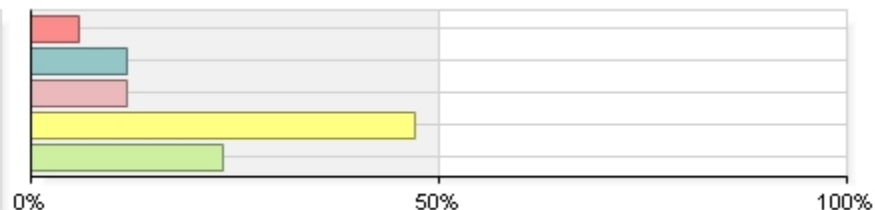
6. Provides you with sufficient opportunities for interdisciplinary study

1 Strongly disagree	2	11.76%
2 Disagree	0	0.00%
3 Neither agree nor disagree	7	41.18%
4 Agree	4	23.53%
5 Strongly agree	4	23.53%
Total	17	



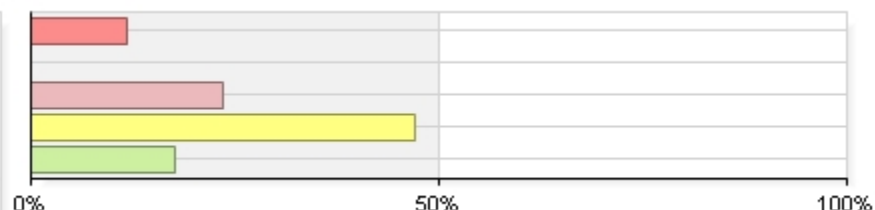
7. Provides you with opportunities to develop practical lawyering skills

1 Strongly disagree	1	5.88%
2 Disagree	2	11.76%
3 Neither agree nor disagree	2	11.76%
4 Agree	8	47.06%
5 Strongly agree	4	23.53%
Total	17	



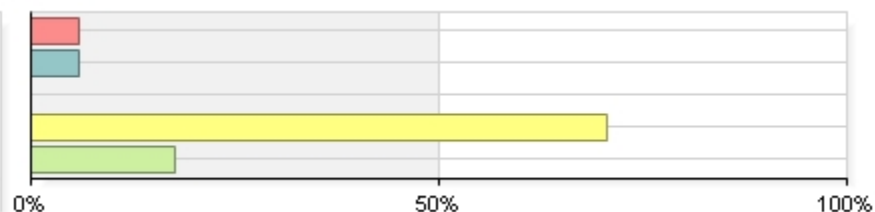
8. Effective in helping you prepare for the bar examination

1 Strongly disagree	2	11.76%
2 Disagree	0	0.00%
3 Neither agree nor disagree	4	23.53%
4 Agree	8	47.06%
5 Strongly agree	3	17.65%
Total	17	



9. Effective in helping you to become a successful member of the legal profession

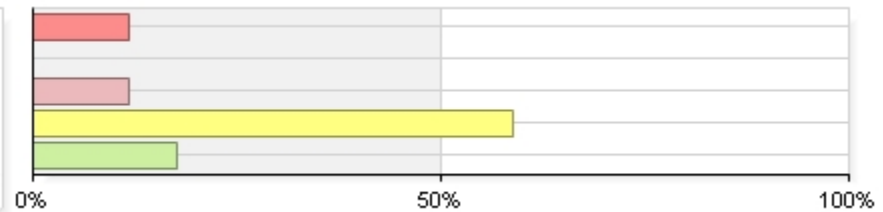
1 Strongly disagree	1	5.88%
2 Disagree	1	5.88%
3 Neither agree nor disagree	0	0.00%
4 Agree	12	70.59%
5 Strongly agree	3	17.65%
Total	17	



Please rate your agreement with the following:

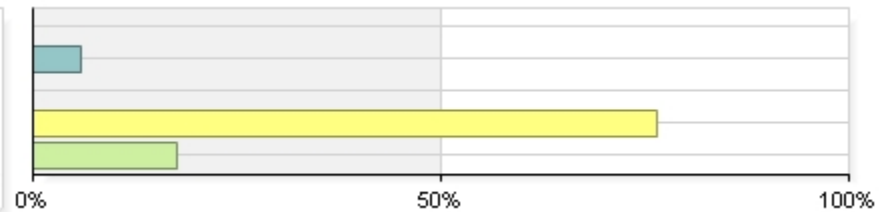
1. The Louisville area provides a good environment for the study of law

1 Strongly disagree	2	11.76%
2 Disagree	0	0.00%
3 Neither agree nor disagree	2	11.76%
4 Agree	10	58.82%
5 Strongly agree	3	17.65%
Total	17	



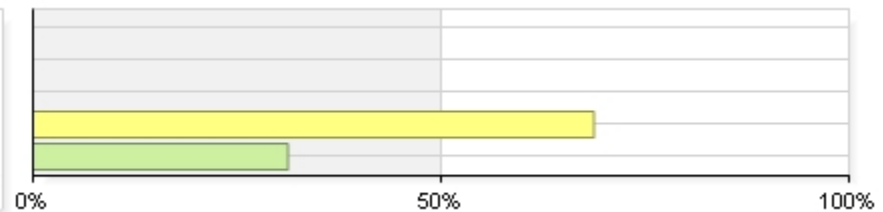
2. The hardware and computing resources in the law school computing labs are well maintained and updated to meet my needs to complete assignments

1 Strongly disagree	0	0.00%
2 Disagree	1	5.88%
3 Neither agree nor disagree	0	0.00%
4 Agree	13	76.47%
5 Strongly agree	3	17.65%
Total	17	



3. There are enough computers available in the law school computing labs to meet my needs to complete assignments

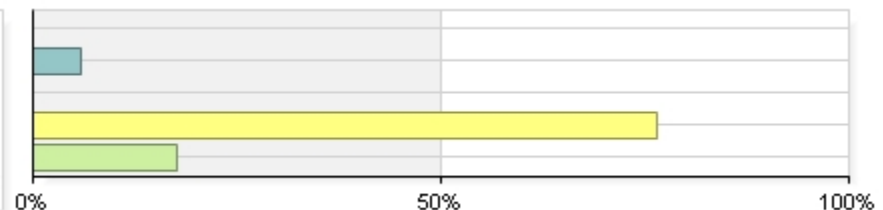
1 Strongly disagree	0	0.00%
2 Disagree	0	0.00%
3 Neither agree nor disagree	0	0.00%
4 Agree	11	68.75%
5 Strongly agree	5	31.25%
Total	16	



Please rate your agreement with the following regarding the J.D. Program:

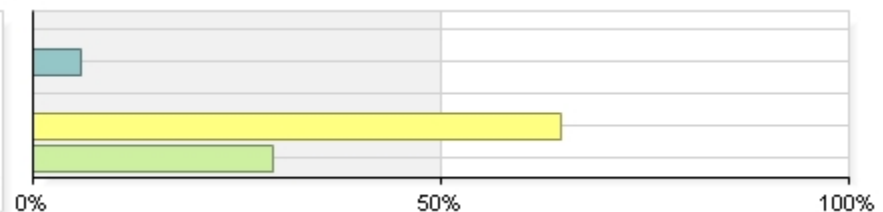
1. Effective in helping you become competent in the knowledge and understanding of the law

1 Strongly disagree	0	0.00%
2 Disagree	1	5.88%
3 Neither agree nor disagree	0	0.00%
4 Agree	13	76.47%
5 Strongly agree	3	17.65%
Total	17	



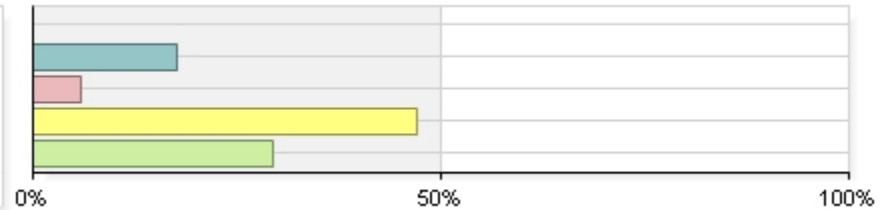
2. Effective in helping you become competent in legal analysis and reasoning

1 Strongly disagree	0	0.00%
2 Disagree	1	5.88%
3 Neither agree nor disagree	0	0.00%
4 Agree	11	64.71%
5 Strongly agree	5	29.41%
Total	17	



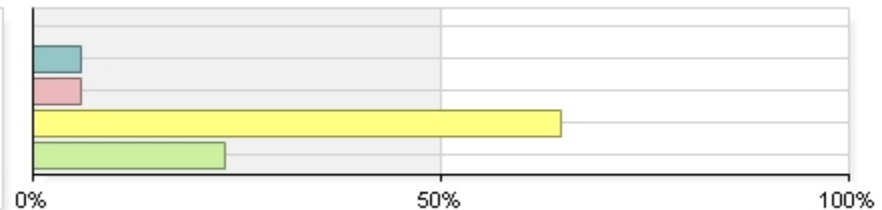
3. Effective in helping you become competent in legal research

1 Strongly disagree	0	0.00%
2 Disagree	3	17.65%
3 Neither agree nor disagree	1	5.88%
4 Agree	8	47.06%
5 Strongly agree	5	29.41%
Total	17	



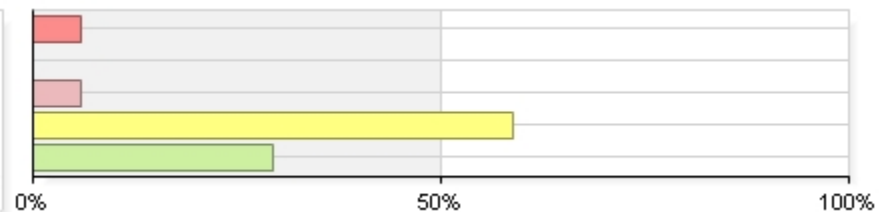
4. Effective in helping you become competent in problem-solving

1 Strongly disagree	0	0.00%
2 Disagree	1	5.88%
3 Neither agree nor disagree	1	5.88%
4 Agree	11	64.71%
5 Strongly agree	4	23.53%
Total	17	



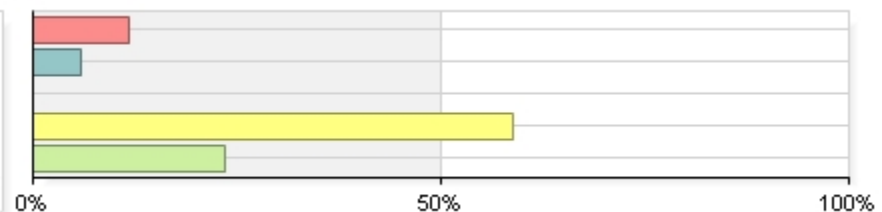
5. Effective in helping you become competent in written and oral communication in the legal context

1 Strongly disagree	1	5.88%
2 Disagree	0	0.00%
3 Neither agree nor disagree	1	5.88%
4 Agree	10	58.82%
5 Strongly agree	5	29.41%
Total	17	



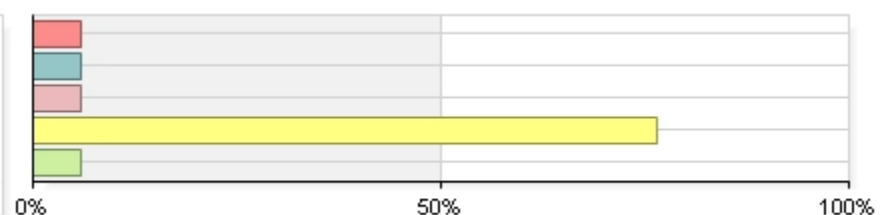
6. Effective in helping you become competent in the exercise of proper professional and ethical responsibilities to clients and the legal system

1 Strongly disagree	2	11.76%
2 Disagree	1	5.88%
3 Neither agree nor disagree	0	0.00%
4 Agree	10	58.82%
5 Strongly agree	4	23.53%
Total	17	



7. Effective in helping you become competent in other professional skills needed for ethical participation as a member of the legal profession

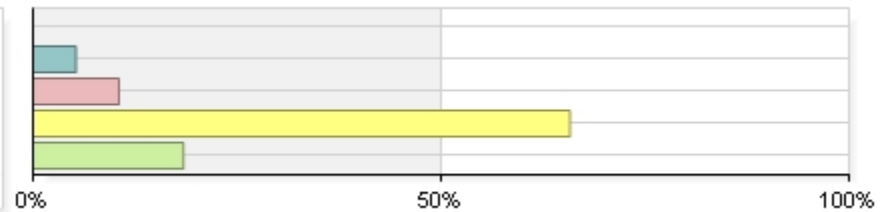
1 Strongly disagree	1	5.88%
2 Disagree	1	5.88%
3 Neither agree nor disagree	1	5.88%
4 Agree	13	76.47%
5 Strongly agree	1	5.88%
Total	17	



Please rate your agreement with the following statements regarding technology:

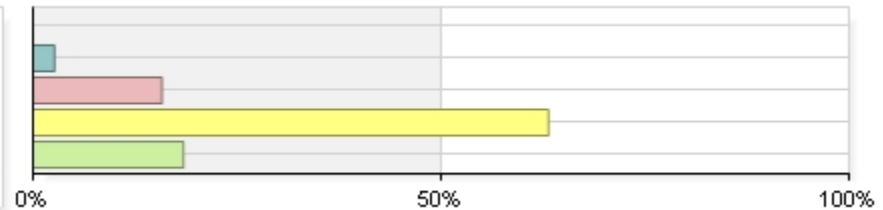
1. I consider myself a skilled technology user

1 Strongly disagree	0	0.00%
2 Disagree	2	5.26%
3 Neither agree nor disagree	4	10.53%
4 Agree	25	65.79%
5 Strongly agree	7	18.42%
Total	38	



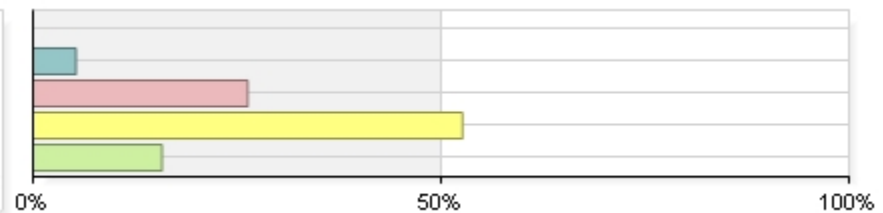
2. Classroom technology provided has been useful

1 Strongly disagree	0	0.00%
2 Disagree	1	2.63%
3 Neither agree nor disagree	6	15.79%
4 Agree	24	63.16%
5 Strongly agree	7	18.42%
Total	38	



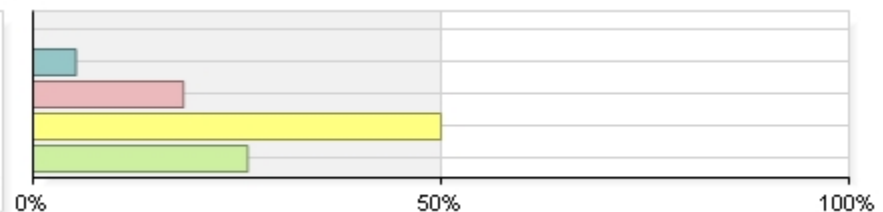
3. Student-use technology provided has been useful

1 Strongly disagree	0	0.00%
2 Disagree	2	5.26%
3 Neither agree nor disagree	10	26.32%
4 Agree	20	52.63%
5 Strongly agree	6	15.79%
Total	38	



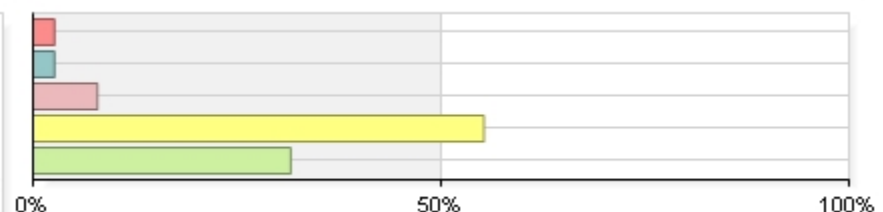
4. Support for students using technology has been adequate

1 Strongly disagree	0	0.00%
2 Disagree	2	5.26%
3 Neither agree nor disagree	7	18.42%
4 Agree	19	50.00%
5 Strongly agree	10	26.32%
Total	38	



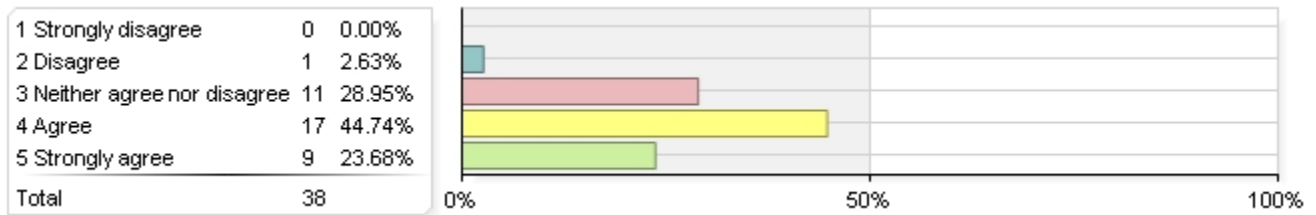
5. Technology is important to my learning as a student

1 Strongly disagree	1	2.63%
2 Disagree	1	2.63%
3 Neither agree nor disagree	3	7.89%
4 Agree	21	55.26%
5 Strongly agree	12	31.58%
Total	38	

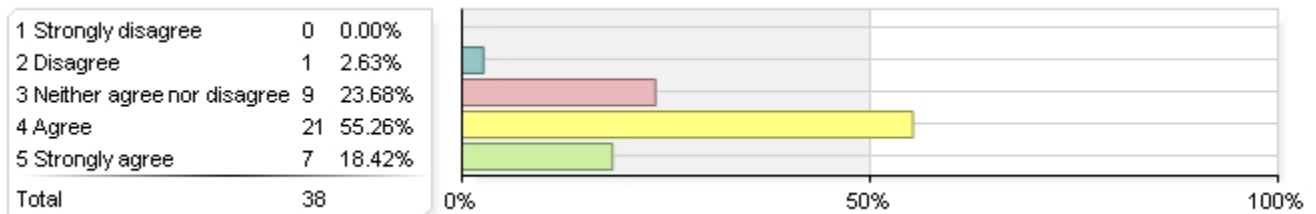


**Please rate your agreement with the following statements regarding technology:
(continued)**

6. The hardware and computing resources are well maintained and updated to meet my needs to complete assignments



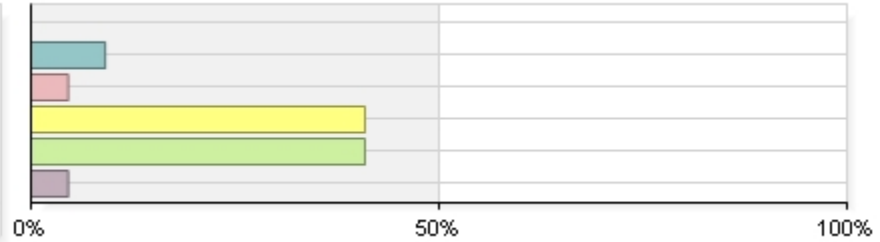
7. There are enough computers available to meet my needs to complete assignments



Based upon your experience in the M.D. program, please indicate your agreement or disagreement with the statements below:

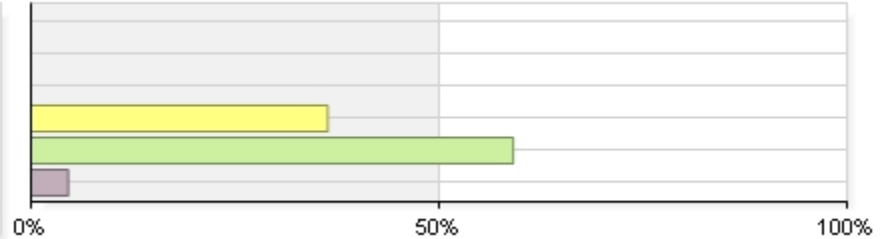
1. The clinical application of basic science material is emphasized in the first two years of medical school

1 Strongly disagree	0	0.00%
2 Disagree	2	9.09%
3 Neither agree nor disagree	1	4.55%
4 Agree	9	40.91%
5 Strongly agree	9	40.91%
6 Not applicable/Don't know	1	4.55%
Total	22	



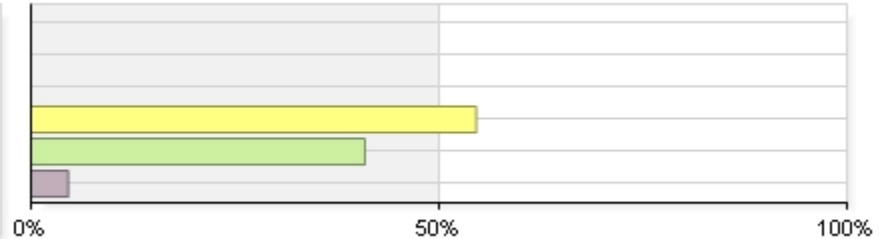
2. I have enjoyed medicine as a field of study

1 Strongly disagree	0	0.00%
2 Disagree	0	0.00%
3 Neither agree nor disagree	0	0.00%
4 Agree	8	36.36%
5 Strongly agree	13	59.09%
6 Not applicable/Don't know	1	4.55%
Total	22	



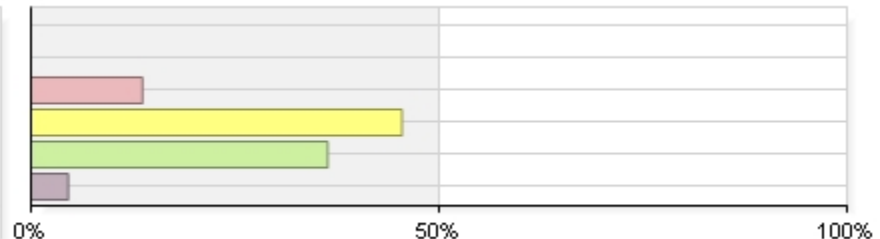
3. The first two years of the program provided me with opportunities to work as a team with my classmates

1 Strongly disagree	0	0.00%
2 Disagree	0	0.00%
3 Neither agree nor disagree	0	0.00%
4 Agree	12	54.55%
5 Strongly agree	9	40.91%
6 Not applicable/Don't know	1	4.55%
Total	22	



4. The first two years of the program helped me develop a strong sense of social, moral, and ethical responsibility as it relates to the practice of medicine

1 Strongly disagree	0	0.00%
2 Disagree	0	0.00%
3 Neither agree nor disagree	3	13.64%
4 Agree	10	45.45%
5 Strongly agree	8	36.36%
6 Not applicable/Don't know	1	4.55%
Total	22	



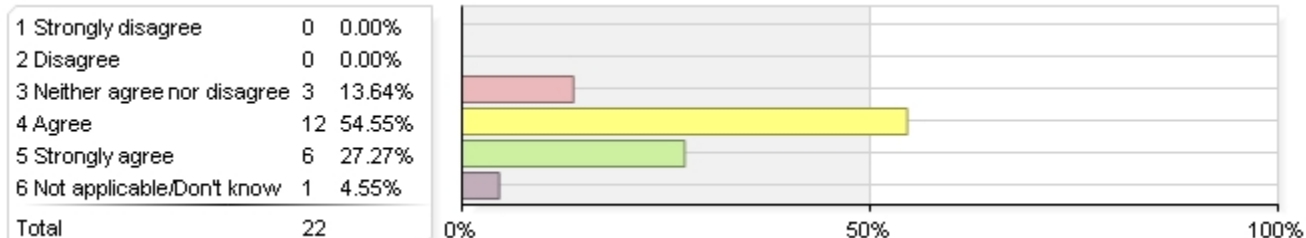
5. The first two years of the program provided me with opportunities to understand many of the technologies that I will apply in the last two years

1 Strongly disagree	1	4.55%
2 Disagree	2	9.09%
3 Neither agree nor disagree	3	13.64%
4 Agree	9	40.91%
5 Strongly agree	6	27.27%
6 Not applicable/Don't know	1	4.55%
Total	22	

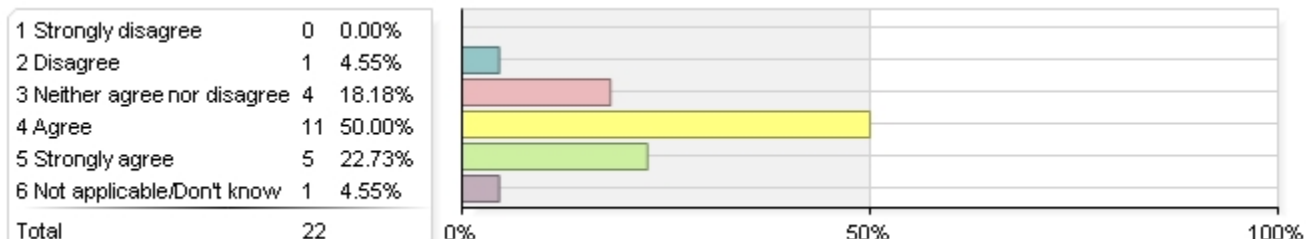


Based upon your experience in the M.D. program, please indicate your agreement or disagreement with the statements below: (continued)

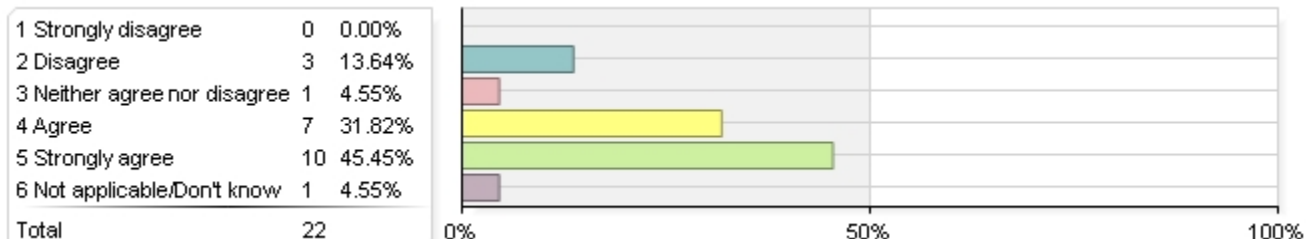
6. The first two years of the program exposed me to current issues in the medical field




7. The first two years of the program provided me with adequate opportunities for patient interaction in preparation for the last two years




8. The last two years of medical school adequately reinforced the principles of basic science



9. During the fourth year, enough different courses/clerkships were offered to meet my needs



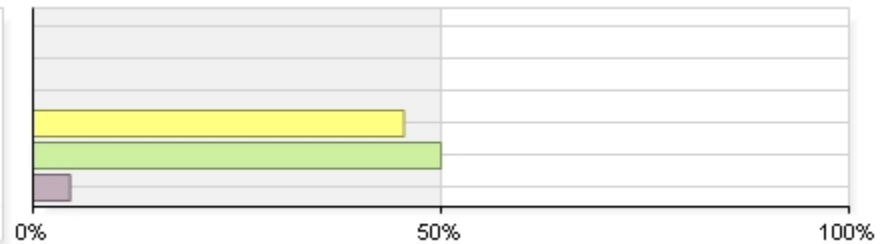
10. As a medical student, I developed a good understanding of the fundamentals of medicine and patient care



Based upon your experience in the M.D. program, please indicate your agreement or disagreement with the statements below: (continued)

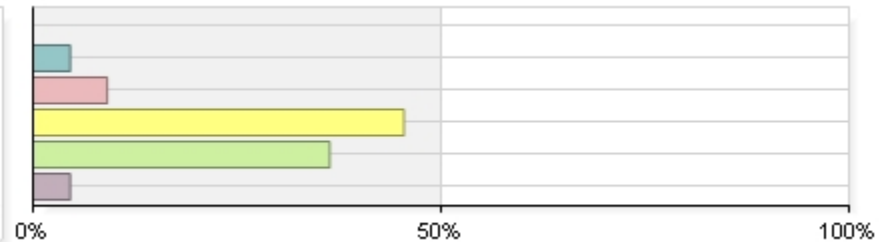
11. The M.D. program helped me develop a strong sense of social, moral and ethical responsibility as it relates to the practice of medicine

1 Strongly disagree	0	0.00%
2 Disagree	0	0.00%
3 Neither agree nor disagree	0	0.00%
4 Agree	10	45.45%
5 Strongly agree	11	50.00%
6 Not applicable/Don't know	1	4.55%
Total	22	



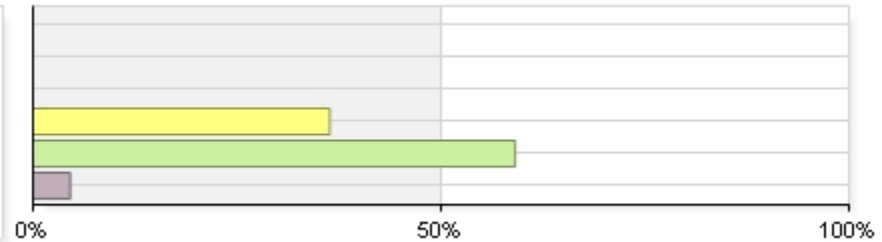
12. The M.D. program educated me about issues of resource allocation for effective use

1 Strongly disagree	0	0.00%
2 Disagree	1	4.55%
3 Neither agree nor disagree	2	9.09%
4 Agree	10	45.45%
5 Strongly agree	8	36.36%
6 Not applicable/Don't know	1	4.55%
Total	22	



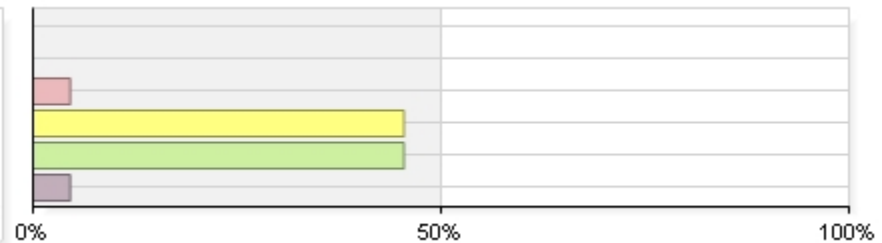
13. The M.D. program clearly articulated the need for life-long learning in order for me to pursue a successful career

1 Strongly disagree	0	0.00%
2 Disagree	0	0.00%
3 Neither agree nor disagree	0	0.00%
4 Agree	8	36.36%
5 Strongly agree	13	59.09%
6 Not applicable/Don't know	1	4.55%
Total	22	



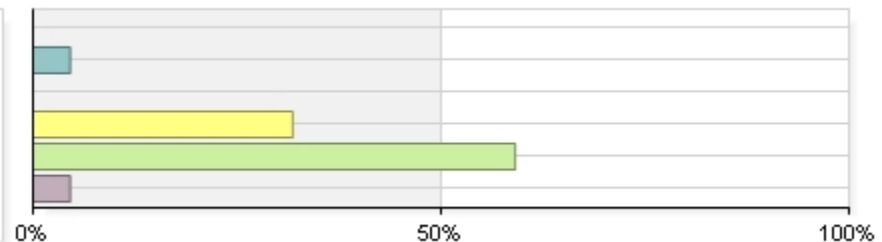
14. The M.D. program provided me with an understanding of the need to apply medical solutions to improve the quality of life in my community

1 Strongly disagree	0	0.00%
2 Disagree	0	0.00%
3 Neither agree nor disagree	1	4.55%
4 Agree	10	45.45%
5 Strongly agree	10	45.45%
6 Not applicable/Don't know	1	4.55%
Total	22	



15. The M.D. program prepared me with skills to pursue the medical discipline of my choice

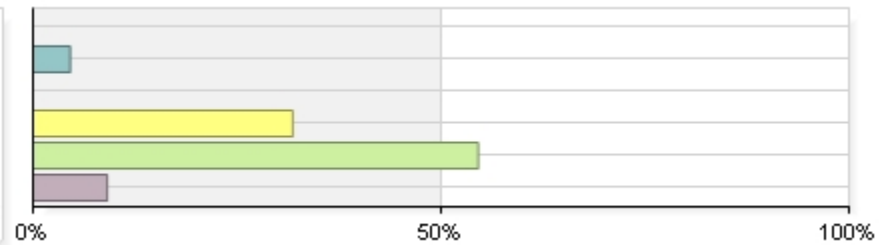
1 Strongly disagree	0	0.00%
2 Disagree	1	4.55%
3 Neither agree nor disagree	0	0.00%
4 Agree	7	31.82%
5 Strongly agree	13	59.09%
6 Not applicable/Don't know	1	4.55%
Total	22	



Based upon your experience in the M.D. program, please indicate your agreement or disagreement with the statements below: (continued)

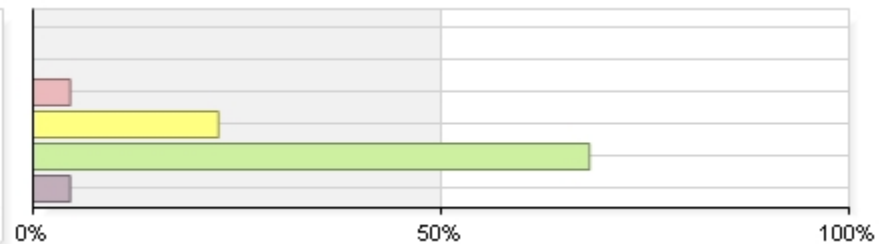
16. The M.D. program prepared me for residency

1 Strongly disagree	0	0.00%
2 Disagree	1	4.55%
3 Neither agree nor disagree	0	0.00%
4 Agree	7	31.82%
5 Strongly agree	12	54.55%
6 Not applicable/Don't know	2	9.09%
Total	22	



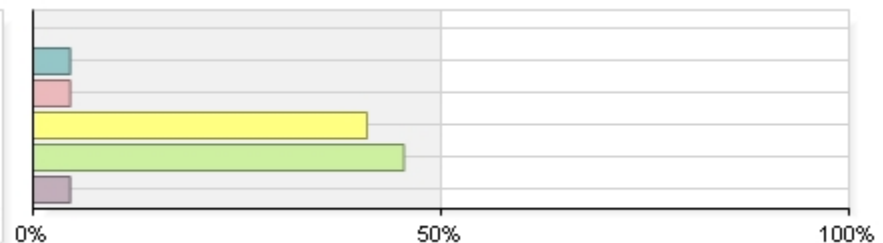
17. The M.D. program exposed me to a wide variety of patients and pathologies

1 Strongly disagree	0	0.00%
2 Disagree	0	0.00%
3 Neither agree nor disagree	1	4.55%
4 Agree	5	22.73%
5 Strongly agree	15	68.18%
6 Not applicable/Don't know	1	4.55%
Total	22	



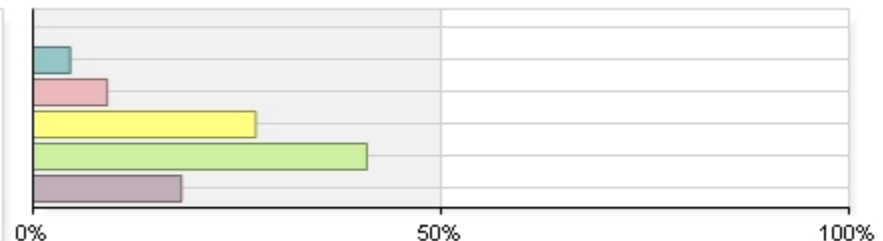
18. The M.D. program provided me with adequate opportunities for hands-on learning experiences in a variety of settings

1 Strongly disagree	0	0.00%
2 Disagree	1	4.55%
3 Neither agree nor disagree	1	4.55%
4 Agree	9	40.91%
5 Strongly agree	10	45.45%
6 Not applicable/Don't know	1	4.55%
Total	22	



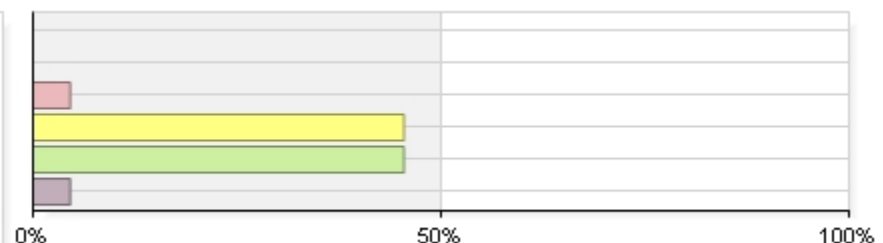
19. The M.D. program provided me with opportunities to participate in research projects with faculty members

1 Strongly disagree	0	0.00%
2 Disagree	1	4.55%
3 Neither agree nor disagree	2	9.09%
4 Agree	6	27.27%
5 Strongly agree	9	40.91%
6 Not applicable/Don't know	4	18.18%
Total	22	



20. As a medical student, I was adequately exposed to primary care medicine

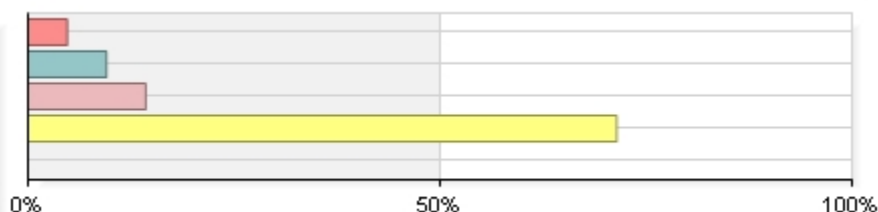
1 Strongly disagree	0	0.00%
2 Disagree	0	0.00%
3 Neither agree nor disagree	1	4.55%
4 Agree	10	45.45%
5 Strongly agree	10	45.45%
6 Not applicable/Don't know	1	4.55%
Total	22	



Please indicate the importance of the following courses in preparing you for the third and fourth years of medical school:

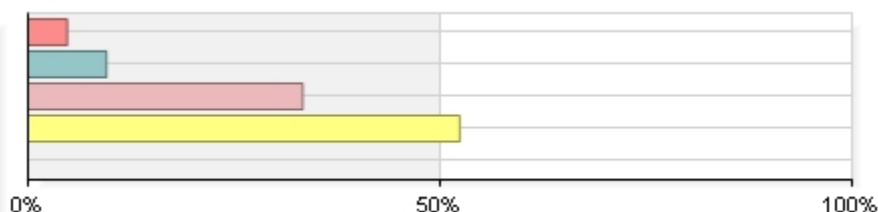
1. Gross Anatomy

1 Extremely unimportant	1	4.76%
2 Unimportant	2	9.52%
3 Neutral	3	14.29%
4 Extremely important	15	71.43%
5 Not applicable/Don't know	0	0.00%
Total	21	



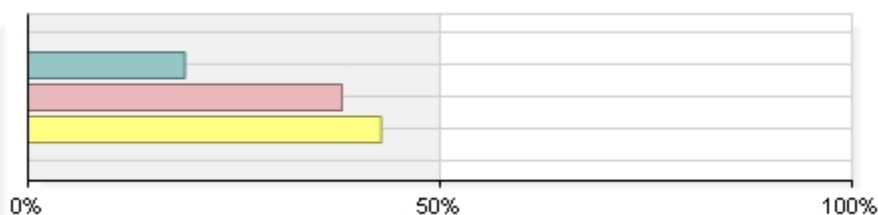
2. Microscopic Anatomy

1 Extremely unimportant	1	4.76%
2 Unimportant	2	9.52%
3 Neutral	7	33.33%
4 Extremely important	11	52.38%
5 Not applicable/Don't know	0	0.00%
Total	21	



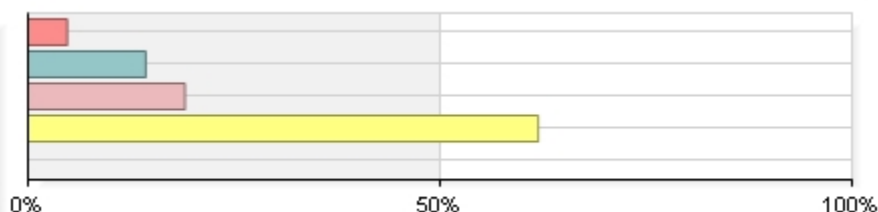
3. Embryology

1 Extremely unimportant	0	0.00%
2 Unimportant	4	19.05%
3 Neutral	8	38.10%
4 Extremely important	9	42.86%
5 Not applicable/Don't know	0	0.00%
Total	21	



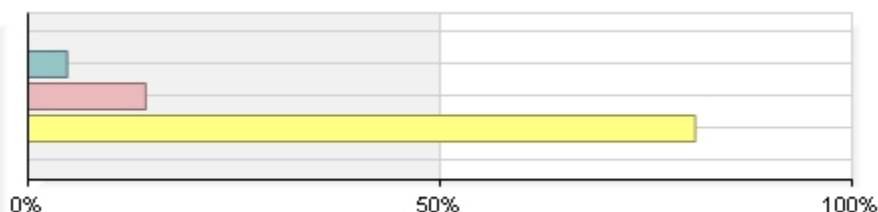
4. Genetics & Molecular Medicine

1 Extremely unimportant	1	4.76%
2 Unimportant	3	14.29%
3 Neutral	4	19.05%
4 Extremely important	13	61.90%
5 Not applicable/Don't know	0	0.00%
Total	21	



5. Neuroscience

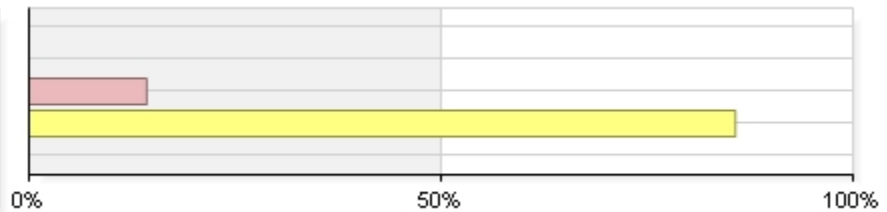
1 Extremely unimportant	0	0.00%
2 Unimportant	1	4.76%
3 Neutral	3	14.29%
4 Extremely important	17	80.95%
5 Not applicable/Don't know	0	0.00%
Total	21	



Please indicate the importance of the following courses in preparing you for the third and fourth years of medical school: (continued)

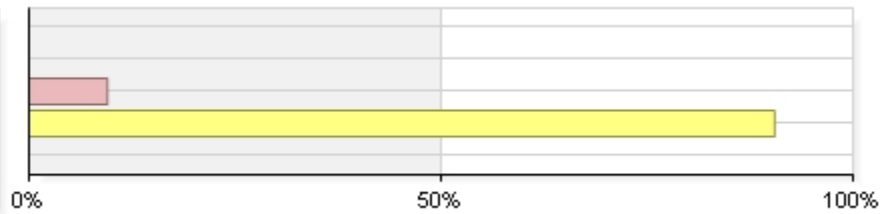
6. Physiology

1 Extremely unimportant	0	0.00%
2 Unimportant	0	0.00%
3 Neutral	3	14.29%
4 Extremely important	18	85.71%
5 Not applicable/Don't know	0	0.00%
Total	21	



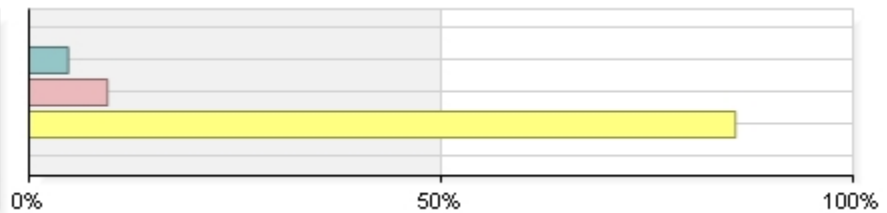
7. Microbiology & Immunology

1 Extremely unimportant	0	0.00%
2 Unimportant	0	0.00%
3 Neutral	2	9.52%
4 Extremely important	19	90.48%
5 Not applicable/Don't know	0	0.00%
Total	21	



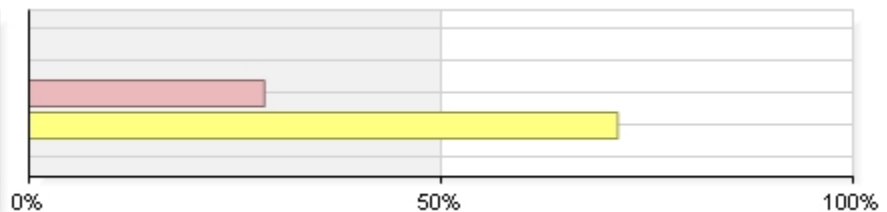
8. Pharmacology

1 Extremely unimportant	0	0.00%
2 Unimportant	1	4.76%
3 Neutral	2	9.52%
4 Extremely important	18	85.71%
5 Not applicable/Don't know	0	0.00%
Total	21	



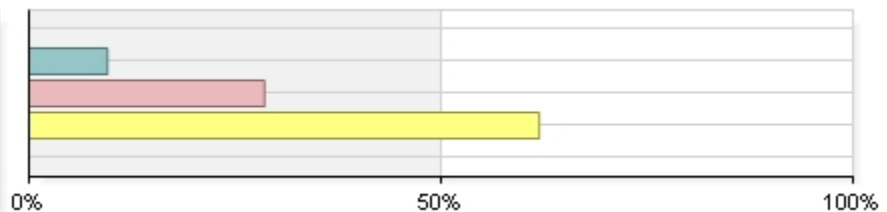
9. Clinical Neuroscience

1 Extremely unimportant	0	0.00%
2 Unimportant	0	0.00%
3 Neutral	6	28.57%
4 Extremely important	15	71.43%
5 Not applicable/Don't know	0	0.00%
Total	21	



10. ICM I

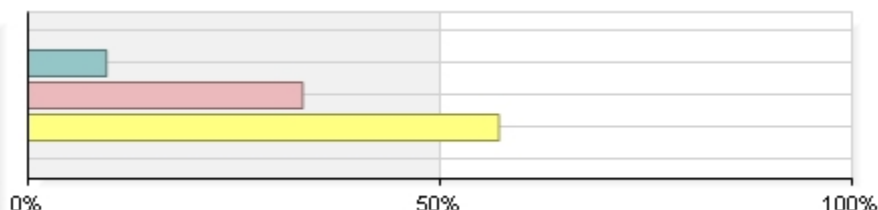
1 Extremely unimportant	0	0.00%
2 Unimportant	2	9.52%
3 Neutral	6	28.57%
4 Extremely important	13	61.90%
5 Not applicable/Don't know	0	0.00%
Total	21	



Please indicate the importance of the following courses in preparing you for the third and fourth years of medical school: (continued)

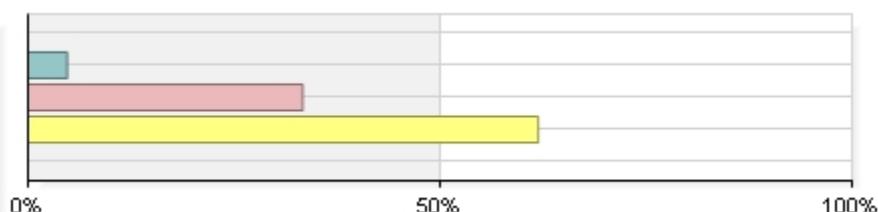
11. ICM II

1 Extremely unimportant	0	0.00%
2 Unimportant	2	9.52%
3 Neutral	7	33.33%
4 Extremely important	12	57.14%
5 Not applicable/Don't know	0	0.00%
Total	21	



12. Electives

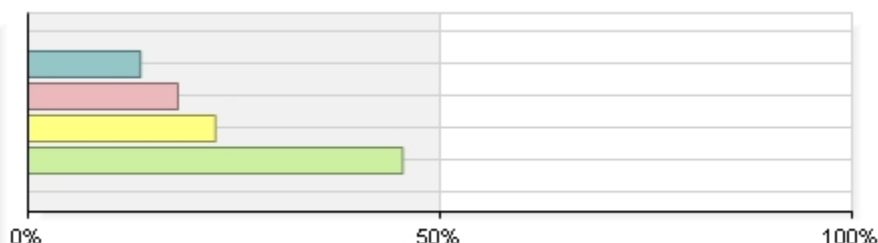
1 Extremely unimportant	0	0.00%
2 Unimportant	1	4.76%
3 Neutral	7	33.33%
4 Extremely important	13	61.90%
5 Not applicable/Don't know	0	0.00%
Total	21	



Please rate your overall impression of the M.D. Program:

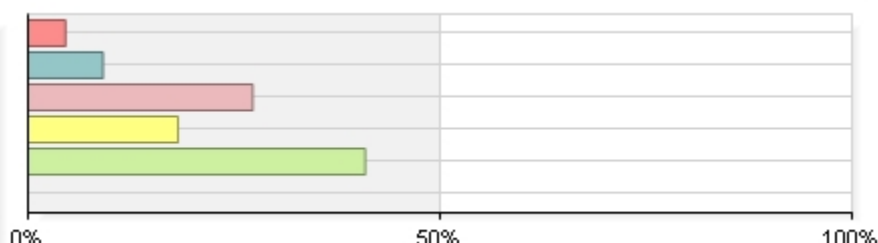
1. Overall effectiveness of the courses in the first two years to prepare you for the last two years of the M.D. program

1 Extremely poor	0	0.00%
2 Below average	3	13.64%
3 Average	4	18.18%
4 Above average	5	22.73%
5 Excellent	10	45.45%
6 Not applicable/Don't know	0	0.00%
Total	22	



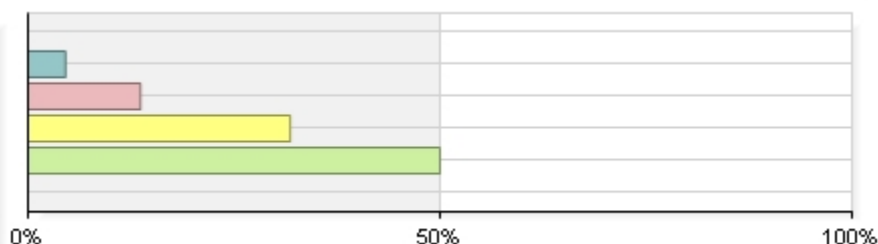
2. Overall impression of the first two years of the program

1 Extremely poor	1	4.55%
2 Below average	2	9.09%
3 Average	6	27.27%
4 Above average	4	18.18%
5 Excellent	9	40.91%
6 Not applicable/Don't know	0	0.00%
Total	22	



3. Likelihood that you would recommend the M.D. program to a friend or family member

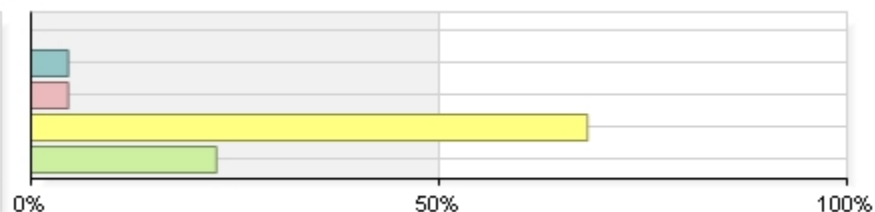
1 Extremely poor	0	0.00%
2 Below average	1	4.55%
3 Average	3	13.64%
4 Above average	7	31.82%
5 Excellent	11	50.00%
6 Not applicable/Don't know	0	0.00%
Total	22	



Please rate your agreement with the following:

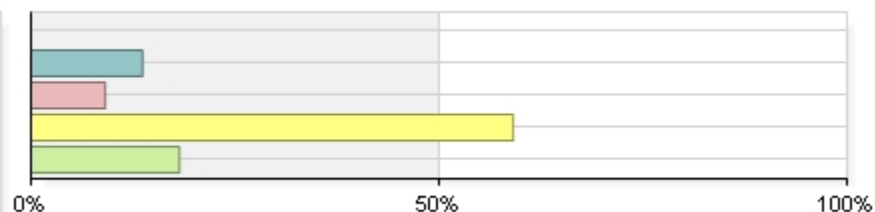
1. Understand the objectives of the program

1 Strongly disagree	0	0.00%
2 Disagree	1	4.55%
3 Neither agree nor disagree	1	4.55%
4 Agree	15	68.18%
5 Strongly agree	5	22.73%
Total	22	



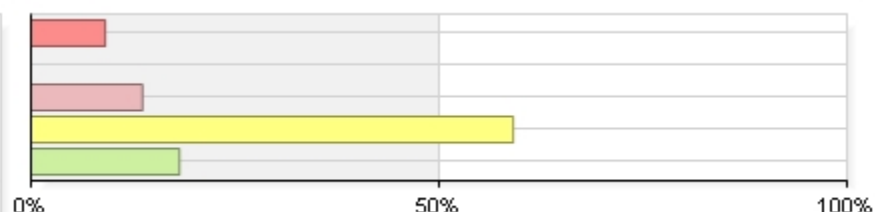
2. Have a good understanding of what was expected of you

1 Strongly disagree	0	0.00%
2 Disagree	3	13.64%
3 Neither agree nor disagree	2	9.09%
4 Agree	13	59.09%
5 Strongly agree	4	18.18%
Total	22	



3. Have developed problem-solving skills related to dental care and patient care issues

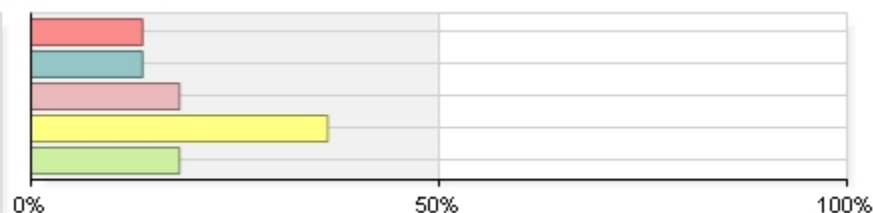
1 Strongly disagree	2	9.09%
2 Disagree	0	0.00%
3 Neither agree nor disagree	3	13.64%
4 Agree	13	59.09%
5 Strongly agree	4	18.18%
Total	22	



Please rate your agreement with the following as they relate to your program in the School of Dentistry:

1. Offers enough resources and equipment in the dental labs to meet students' needs to complete assignments

1 Strongly disagree	3	13.64%
2 Disagree	3	13.64%
3 Neither agree nor disagree	4	18.18%
4 Agree	8	36.36%
5 Strongly agree	4	18.18%
Total	22	



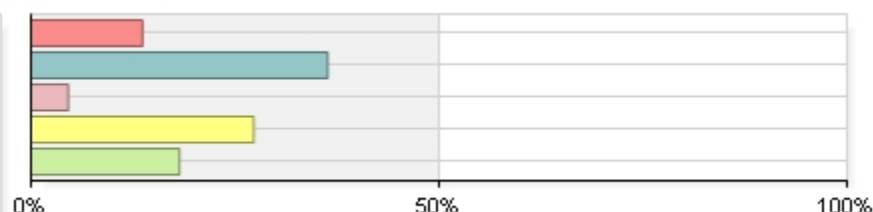
2. Offers adequate communication/information flow within the School

1 Strongly disagree	4	18.18%
2 Disagree	6	27.27%
3 Neither agree nor disagree	2	9.09%
4 Agree	7	31.82%
5 Strongly agree	3	13.64%
Total	22	



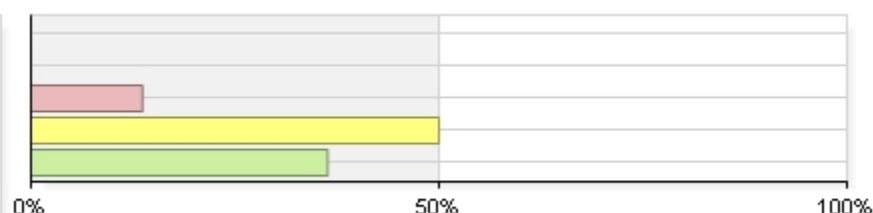
3. Provides enough faculty members to adequately support the program

1 Strongly disagree	3	13.64%
2 Disagree	8	36.36%
3 Neither agree nor disagree	1	4.55%
4 Agree	6	27.27%
5 Strongly agree	4	18.18%
Total	22	



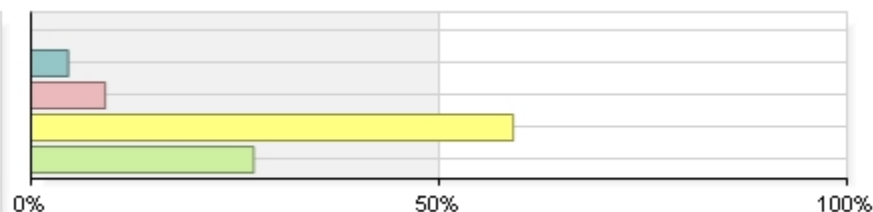
4. Clearly articulates the need for life-long learning

1 Strongly disagree	0	0.00%
2 Disagree	0	0.00%
3 Neither agree nor disagree	3	13.64%
4 Agree	11	50.00%
5 Strongly agree	8	36.36%
Total	22	



5. Provides you with opportunities to function effectively as a team member on diversified teams

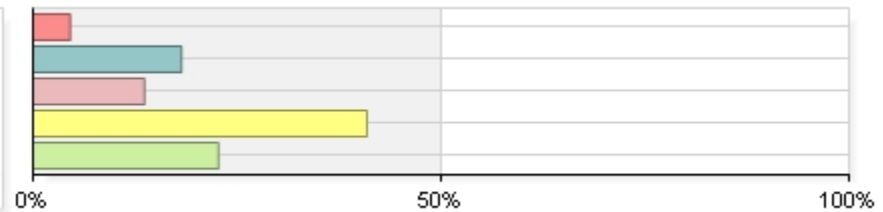
1 Strongly disagree	0	0.00%
2 Disagree	1	4.55%
3 Neither agree nor disagree	2	9.09%
4 Agree	13	59.09%
5 Strongly agree	6	27.27%
Total	22	



Please rate your agreement with the following as they relate to your program in the School of Dentistry: (continued)

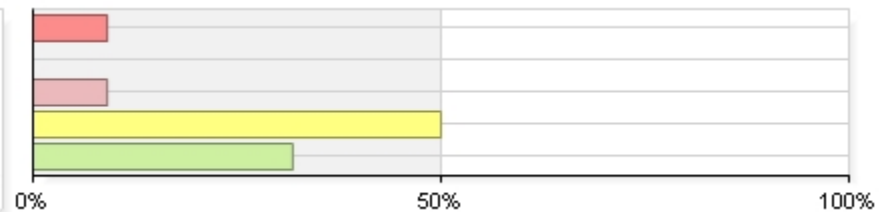
6. Provides you with adequate opportunities for clinical learning experiences in a variety of settings

1 Strongly disagree	1	4.55%
2 Disagree	4	18.18%
3 Neither agree nor disagree	3	13.64%
4 Agree	9	40.91%
5 Strongly agree	5	22.73%
Total	22	



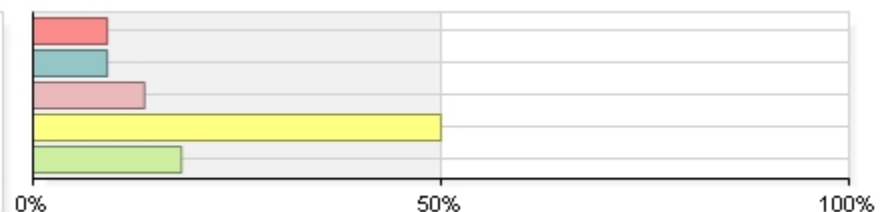
7. Helps you develop a strong sense of social, moral and ethical responsibilities as they relate to dentistry and patient care

1 Strongly disagree	2	9.09%
2 Disagree	0	0.00%
3 Neither agree nor disagree	2	9.09%
4 Agree	11	50.00%
5 Strongly agree	7	31.82%
Total	22	



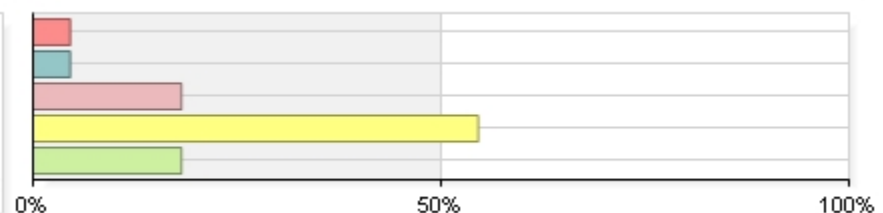
8. Provides you with opportunities to understand and use clinical techniques that you are likely to encounter as a dental professional

1 Strongly disagree	2	9.09%
2 Disagree	2	9.09%
3 Neither agree nor disagree	3	13.64%
4 Agree	11	50.00%
5 Strongly agree	4	18.18%
Total	22	



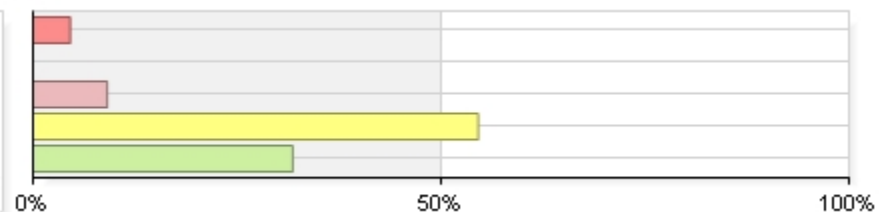
9. Helps you develop the professional skills necessary to serve as an effective dental professional

1 Strongly disagree	1	4.55%
2 Disagree	1	4.55%
3 Neither agree nor disagree	4	18.18%
4 Agree	12	54.55%
5 Strongly agree	4	18.18%
Total	22	



10. Improves your awareness of evidence-based practice

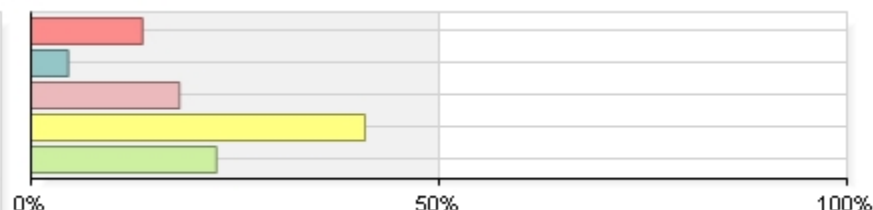
1 Strongly disagree	1	4.55%
2 Disagree	0	0.00%
3 Neither agree nor disagree	2	9.09%
4 Agree	12	54.55%
5 Strongly agree	7	31.82%
Total	22	



Please rate your agreement with the following as they relate to your program in the School of Dentistry: (continued)

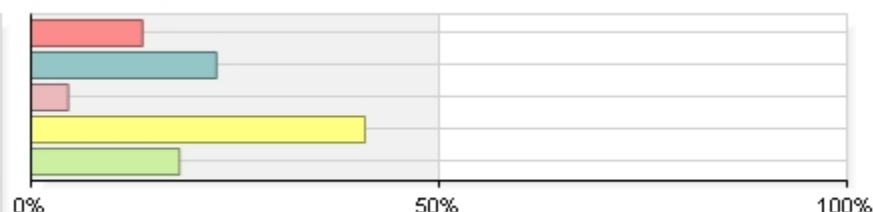
11. Exposes you to current issues and topics in dental treatment

1 Strongly disagree	3	13.64%
2 Disagree	1	4.55%
3 Neither agree nor disagree	4	18.18%
4 Agree	9	40.91%
5 Strongly agree	5	22.73%
Total	22	



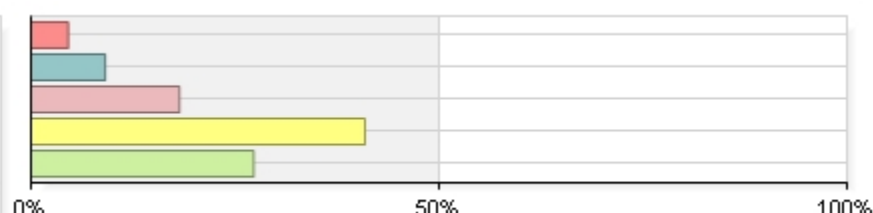
12. Adequately prepares you to manage or participate in a successful dental practice

1 Strongly disagree	3	13.64%
2 Disagree	5	22.73%
3 Neither agree nor disagree	1	4.55%
4 Agree	9	40.91%
5 Strongly agree	4	18.18%
Total	22	



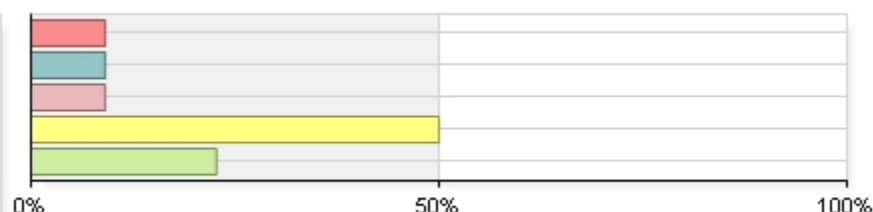
13. Provides you with opportunities to apply dental solutions to improve the quality of life in the community

1 Strongly disagree	1	4.55%
2 Disagree	2	9.09%
3 Neither agree nor disagree	4	18.18%
4 Agree	9	40.91%
5 Strongly agree	6	27.27%
Total	22	



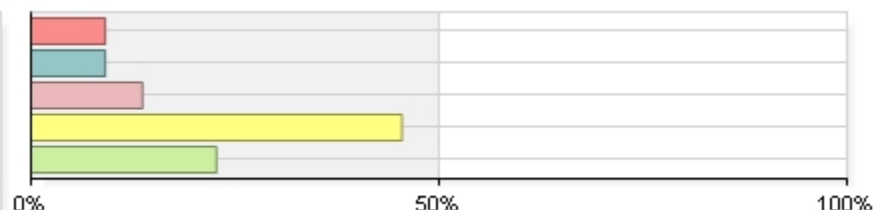
14. Prepares you for the clinical licensing board examination

1 Strongly disagree	2	9.09%
2 Disagree	2	9.09%
3 Neither agree nor disagree	2	9.09%
4 Agree	11	50.00%
5 Strongly agree	5	22.73%
Total	22	



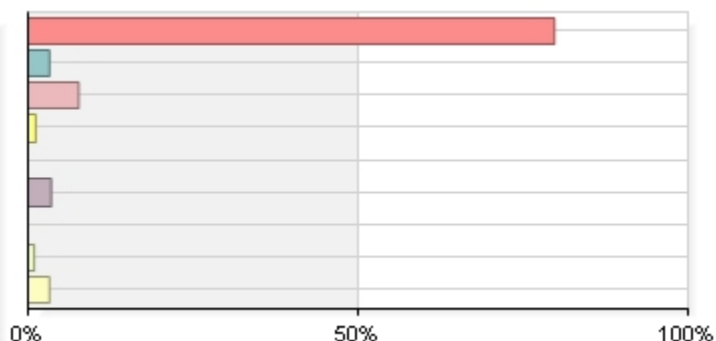
15. Designed to prepare you to function as a successful dental professional

1 Strongly disagree	2	9.09%
2 Disagree	2	9.09%
3 Neither agree nor disagree	3	13.64%
4 Agree	10	45.45%
5 Strongly agree	5	22.73%
Total	22	



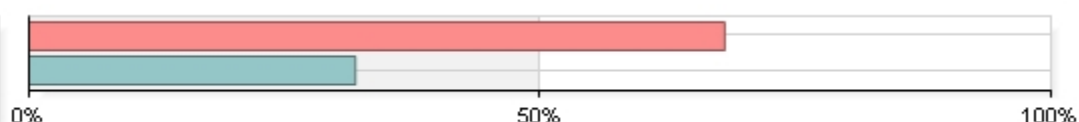
What is most likely to be your principal activity upon graduation?

1 Employment, full-time paid	343	79.77%
2 Employment, part-time paid	14	3.26%
3 Graduate or professional school, full-time	33	7.67%
4 Graduate or professional school, part-time	5	1.16%
5 Additional undergraduate coursework	0	0.00%
6 Military service	15	3.49%
7 Volunteer activity (i.e. Peace Corps)	2	0.47%
8 Starting or raising a family	4	0.93%
9 Other	14	3.26%
Total	430	



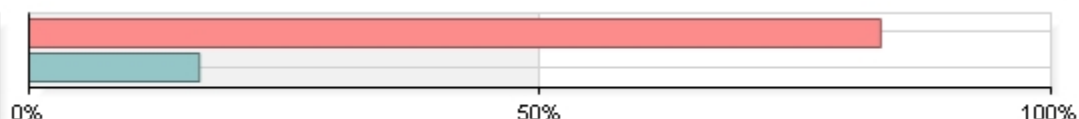
Do you have a job after graduation?

1 Yes	294	68.06%
2 No	138	31.94%
Total	432	



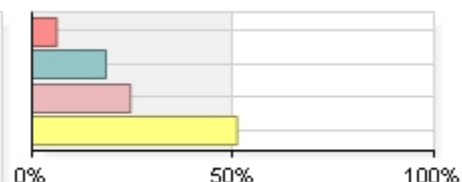
Is this job related to your academic program?

1 Yes	245	83.33%
2 No	49	16.67%
Total	294	



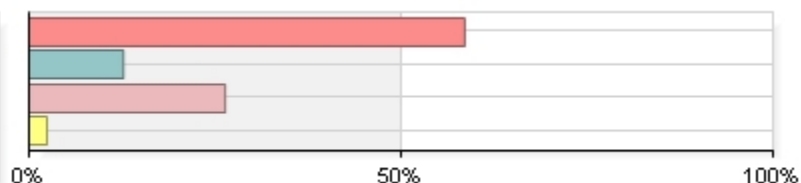
You indicated that this job is not related to your academic program, please indicate why.

1 I found a more desirable position in another field	3	6.12%
2 I was unable to find a position related to my degree program	9	18.37%
3 I have not seriously looked for a position related to my degree program	12	24.49%
4 Other	25	51.02%
Total	49	

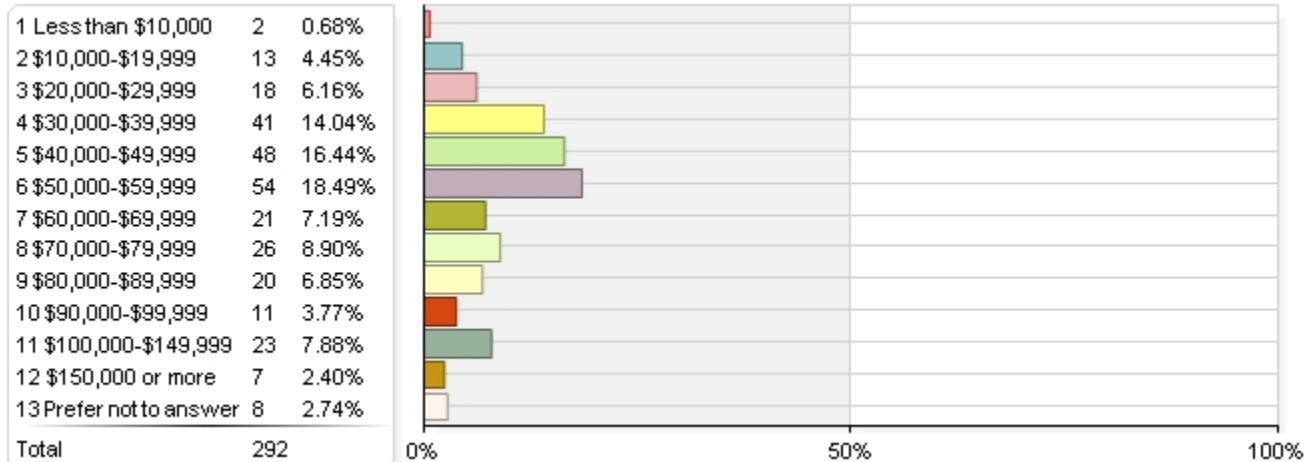


Where is your employer located?

1 Kentucky	171	58.56%
2 Illinois, Indiana, Ohio, Tennessee	37	12.67%
3 Other U.S. location	77	26.37%
4 Outside U.S.	7	2.40%
Total	292	



Please provide an estimate of the annual pre-tax salary you will earn.



What is the name of the organization where you will be working?

Comments
Micobac Laboratories
Oldfather Law Firm
Family inn
Sullivan University
Prefer not to answer
University of Tennessee Law Enforcement Innovation Center
Kentucky Transportation Cabinet
Centerstone and Hope Clinic for Women
School of Creative and Performing Arts, NYC
UPS
ResCare
Sanctuary, Incorporated Guam
JCPS
U.S. Army
Louisville Free Public Library
Aetna
BeamSuntory
same employer that I had prior to going back to school
University of louisville
University of Louisville
University of Louisville
US Army
Indiana Univeristy/Riley Hosptial for Children in Indianapolis
University of Connecticut
FORD MOTOR CO
University of Louisville
University of Louisville Hospital

Comments
Naval Surface Warfare Center
UofL
Dcbs
General Cable
UL Neurosurgery
Cincinnati Children's Hospital
Orlando Health
Denton Law Firm
University of Arkansas Department of Surgery
Maryhurst
Scott County Board of Education
University of Cincinnati
University of Tennessee, Knoxville
Hexion, Inc.
University of Louisville Foundation, Inc.
University of Cincinnati
GE Appliances
Diagnostic Radiology Residency Training Program at University of Louisville
Eastern Michigan University
South Bay Mental Health in Massachusetts
Jefferson County Public Schools
Americana World Community Center
GE Appliances
University of Louisville
Northwestern Mutual
Vogt Power International
U.S. Army
Helen DeVos Children's Hospital/Grand Rapids Medical Education Partners/Spectrum Health/Michigan State University
Self Employed
University of Iowa
CHFS
St Elizabeth Physicians
AECOM
University of Tennessee Department of Anesthesiology
Beam Suntory
Signature HealthCARE
Contracting and Construction
University of West Georgia
The Brook KMI
University of Wisconsin
Thomas, Dodson, & Wolford PLLC
Rehabilitation Services of South West Louisiana
Medics college of Wisconsin

Comments
Owensboro Community & Technical College
Ridge BHS
University of Louisville
JCPS
Boeing
City of hope
Adult & Child Health Services
Stanford University - I feel like I got the best position, but am not being seen for this at UofL :-)
Ohio State University
US Army
Jewish Hospital in Cincinnati for intern, then IU School of Medicine for Radiology
Options with Metro Louisville
US Army
Jefferson County Public Schools
United States Army
University of South Florida
University of Wisconsin
US Army Corps of Engineers
Communicare
CHFS
University of Florida
Cabinet for Health and Family Services, Division of Protection and Permanency
Aspen
University of Maryland Medical Center
CSX Transportation
Norton Healthcare
Norton Healthcare
Louisville Women's Basketball
Catholic Charities
Big Brother Big Sisters Of Greater
Army
Brown-Forman Corp
Miles Ahead Music
Law firm/USMC Reserve
Army
Highlands Latin School
US Army
CASA of the 8th Judicial District
KBRwyle
Salud Family Health Centers
JCPS
Loyola University Medical Center

Comments
Brown-Forman
Dentist
Sazerac Company
Healthcare system as a physician
iQor
U.S. Army
University of Kentucky HealtCare
Securitas
DND Canada
Navy
HHDT Inc.
Colby College
Dr. Orface
LG&E-KU
U of L family medicine residency
Augusta University
United States Army
University of Louisville
National Fastpitch Coaches Association
Growing Minds Learning Center_LIK
UPS
Pacific dental
U.S. Army
University of Louisville
Families First
JCPS
Communicare
No answer
Peyton Technical Services
Valley High School
Auburn University
University of Texas Rio Grande Valley
Brown University
Lindsey Wilson College
Bingham Greenebaum Doll LLP
Northwestern University
Louisville Sealcoat
Hilliard Lyons
University of Louisville
Stites And Harbison
Saint Aloysius School
University of Louisville Department of Internal Medicine
Grand Canyon University

Comments
ST Jude's Recovery
Office of Jefferson County Attorney
Jcps
University of Louisville
ULH
Jefferson County Public Schools
CBS Interactive
University of Louisville
NKU
Trinity High School
Administrative Office of the Courts
Department of Economic Development, Division of workforce development
Franklin College
Vcu
United States Army
ASEP
Jordan University of Science and Technology
University of Louisville
Campbellsville University
Dane county sheriff's office
Communicare Inc
Young Life
University of Louisville
N/A
University of Louisville
VA Western New York
University of Louisville
Target Organization
Ventas Inc.
Fred Hutchinson Cancer Research Center
North Myrtle Beach Department of Public Safety
VA Boston
Franklin College
U.S. Air Force
Bullitt County Public Schools
Dept. of Defense
DeKalb County Police Department
UofL
Leadership Southern Indiana
Univeristy of Louisville
Bullitt County Public Schools
Kentucky State Police

Comments
kansas city missouri police department
Honeywell
JCPS
Jefferson County Public Schools
ERICSSON
Fruit of The Loom
Books and Bourbon restaurant
Sharecare
UofL
Ezz Steel
A public school district
Spalding University
JCPS
Army
Raytheon Missile Systems
St. Francis DeSales High School
United States Army
Paducah Police Department
Baxter Enterprises
JCPS
Buffalo Trace Bourbon Distillery
Legislative Research Commission
Humana
GE Appliances
Hillsborough County Sheriff's Office
Markey Cancer Center
Nelson County School Board
Louisville Metro Police Department
UPS
Advanced Energy Materials
Administrative office of the courts
U.S. Air Force
Columbus Blue Jackets
United States Air Force
UC San Diego
U.S. Air Force
JCPS
Indiana University Southeast
university of louisville

What will your job title be?

Comments

Comments
Microbiology Technician
Attorney
Prep cook
Prefer not to answer
Training Specialist
EIT I
Case manager, counselor
Director of Photography/instructor
Application Developer
.Net Developer
Substance Use counselor
social studies teacher
Assistant Professor of Military Service
Adult Librarian Assistant
Director
Analytical Chemist
same job that I had before
Phd candidate
Project Manager
Human Resources Specialist
Program Coordinator
Environmental Science Engineering Officer
Resident physician
Teaching assistant
SUPERVISOR
Coordinator of Student Services
RN
Countermeasures Design Engineer
Marketing Manager
FSOS
Process Engineer
Faculty Affairs Manager
Child Neurology Resident
Resident Physician
Director of Business Development
Attorney
Resident
Director
Family Resource Center Director
Assistant Professor
Associate dentist
School Social Worker
Academic Advisor

Comments
Director, Maintenance & Engineer
Boards Liaison
Medical Resident
Lead Design Engineer
Resident Physician
Assistant Professor of Written Communication
Mental Health Clinician
Teacher
Grants and VISTA Project Coordinator
Engineer
I will be applying for a job in my unit, right now I am an Executive Admin Assoc
Financial Advisor
Proposal Engineer
PGY 1 Resident
Realtor
Director
Asst Director
Clinical Utilization Specialist
Transportation Planner
Resident
Project Manager
Digital Marketing Coordinator
Ground Man
Assistant Professor
Discharge Planner
Medical Resident
Attorney
Mental Health Professional
Intern/Resident.
Business Affairs Assistant III
Not certain at this time
Teacher
Industrial Engineer
Postdoc
Therapist
Research Assistant
Resident Physician
Dentist
Officer
Resident Physician
Associate Planner
Captain

Comments
Teacher
2nd Lieutenant, Chemical Corps Officer
Resident Physician
Graduate Research Assistant
Hydraulic Engineer
Therapist
SSC
Lecturer
Social Service Clinician
Dentist
Resident Physician
Communications Specialist
Director of Clinical Effectiveness
Assistant
Immigration Attorney
Match Support Specialist
Executive Officer
Sr. Customer Marketing Manager
Sales Manager
Attorneyptain
Major
Teacher
Major
Executive Director
Research Assistant
Behavioral Health Professional
Educator
Resident Physician
Global Logistics Analyst
Associate dentist
Archives Assistant
Ob/Gyn, Pediatric and Adolescent Gynecologist
Process Engineer
Operations Manager
Medical Case Manager.
Account Manager
Dentist
General Manager
Writing Program Post-Doctoral Fellow`ssistant Professor of Writing
Head B**** Nrharge
Civil Engineer II
Professor
Physician resident

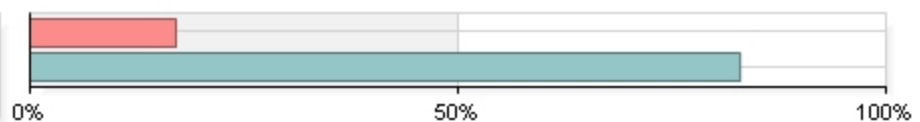
Comments
Pediatric Resident
Assistant Professor of Military Science
Child Neurology Resident
Events & Outreach Specialist
Speech Language Pathologist/Positive Behavior Supports Specialist
Management
Dentist
Officer/Leader
Program Coordinator
Case Manager
SLP
Teacher
Therapist
Vice President
Electrical Engineer
Health and Physical Education Teacher
Lecturer
Assistant Professor of Military Science
Postdoctoral Fellow
Assistant Professor
Associate
Doctoral Student
Project Manager
Instructor
Associate
Middle School Teacher
Resident Physician
Student Athlete Development Academic Coordinator
Case Manager
Assistant County Attorney
Resource teacher
Director
Librarian, teacher, and School Technology Coordinator
Senior Associate Editor
Graduate Fellow
Training Developer
Director of Advanced Placement Program
Administrative Support Specialist
Engineer
Veterans Employment Representative
Visiting Assistant Professor
Graduate research assistant

Comments
Directorate of Emergency Services Sergeant Major
Electricity Market Engineer
Assistant Professor
Study Abroad Advisor
Instructor of English; will be promoted to Assistant Professor upon graduation
lieutenant
Therapist
Staff Associate
Ph.D Candidate
N/A
Graduate Research Assistant (PhD candidate)
Clinical Psychologist
Postdoctoral Associate
Executive Team Lead in Human Resources
HR Coordinator
Post-doctoral fellow
Captain
Fellow in Clinical Psychology
Visiting Assistant Professor
Assistant Professor of Aerospace Studies,light Commander
Teacher
Signals Analyst
Lieutenant
Finance Partner
Director of Program Development & Marketing
Neurosurgery Nurse Practitioner/Instructor
English Teacher
Division Director
captain
Operations and Solutions Analyst
Preferred Substitute
Substitute Teacher
NETWORK ENGINEER
Business Data Analyst
Bartender
Director, Learning and Development
Research Tech II
IT Manager
Family Counselor
Adjunct Communication Professor
ECE Teacher
Army Officer
Senior Mechanical Engineer II

Comments
Teacher
Senior Military Science Instructor
Captain
Plant Launch Manager
Teacher
Assistant Archivist
Legislative Fiscal Analyst
Pharmacy Analytics, Data Analyst
I&W Filtration Technology Engineer
Law Enforcement Lieutenant
Admin Associate I
Teacher
Sergeant
Retention Specialist
Process Engineer
Pretrial Services
Security Forces Manager
Inside Sales Representative
Meteorologist
Talent Acquisition Operations Manager
Developmental Engineer
Teacher
Adjunct Instructor
assistant professor

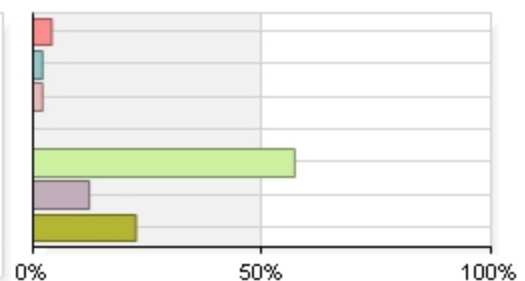
How did you learn about your position?

1 Resource at UofL	47	17.03%
2 Resource not at UofL	229	82.97%
Total	276	



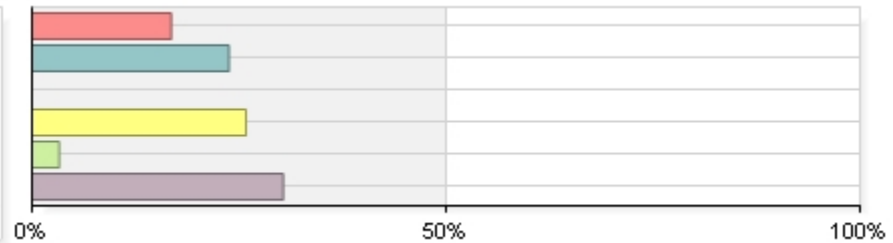
[QTitle]

Through UofL Career Development Center (Houchens)	2	4.08%
Through unit-based Career Center (i.e. COB Ulmer Career Center)	1	2.04%
UofL Career Fair	1	2.04%
Unit-based Career Fair (i.e. COB Ulmer Career Center)	0	0.00%
Staff or faculty member at UofL	28	57.14%
My co-op or internship employer while still at UofL	6	12.24%
Other	11	22.45%
Respondent(s)	45	



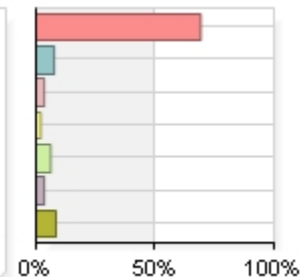
[QTitle]

Professional association	41	16.80%
Family or friend	58	23.77%
Newspaper advertisement	0	0.00%
Internet job posting	63	25.82%
Head hunter	8	3.28%
Other	74	30.33%
Respondent(s)	219	



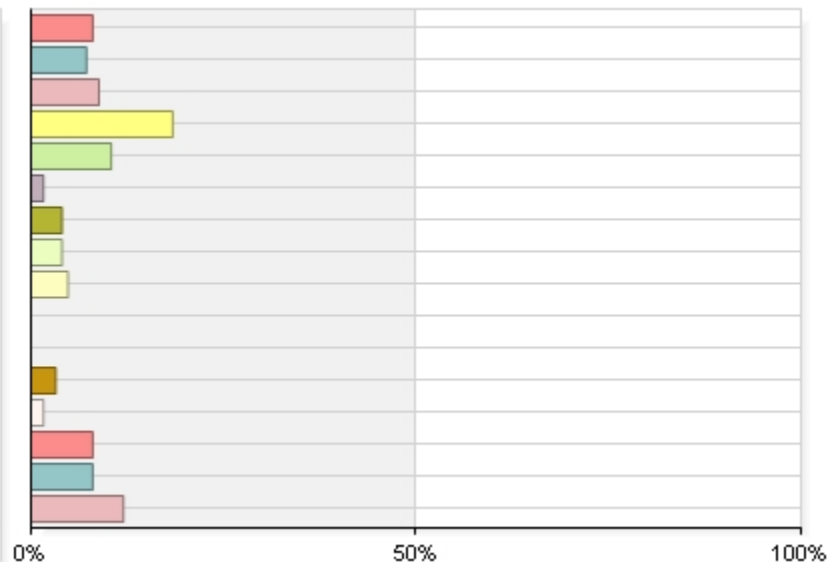
Are you planning to attend graduate school?

1 No	283	69.19%
2 Yes, Plan to attend graduate or professional school immediately after graduation	31	7.58%
3 Yes, Plan to attend graduate or professional school within 1-6 months of graduation	14	3.42%
4 Yes, Plan to attend graduate or professional school within 7-12 months of graduation	8	1.96%
5 Yes, Plan to attend graduate or professional school between 1-3 years of graduation	25	6.11%
6 Yes, Plan to attend graduate or professional school between 3-5 years of graduation	14	3.42%
7 Yes, Plan to attend graduate or professional school, but I do not know when I will begin	34	8.31%
Total	409	



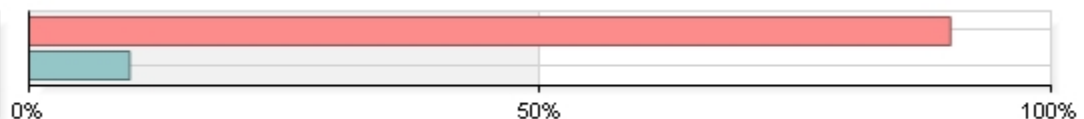
What will be your field of study?

1 Biological & Physical Sciences	10	8.00%
2 Business	9	7.20%
3 Dentistry	11	8.80%
4 Education	23	18.40%
5 Engineering	13	10.40%
6 Humanities	2	1.60%
7 Law	5	4.00%
8 Medicine	5	4.00%
9 Social Sciences	6	4.80%
10 Theological School/Seminary	0	0.00%
11 Veterinary Medicine	0	0.00%
12 Music	4	3.20%
13 Nursing	2	1.60%
14 Public Health	10	8.00%
15 Social Work	10	8.00%
16 Other	15	12.00%
Total	125	



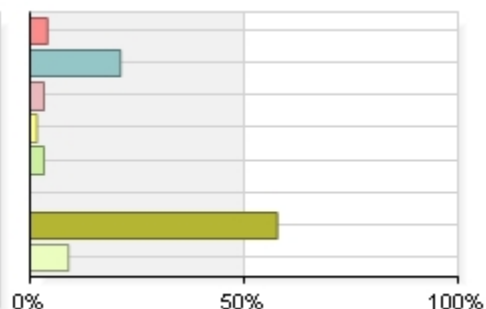
Is this field related to your academic program?

1 Yes	110	90.16%
2 No	12	9.84%
Total	122	



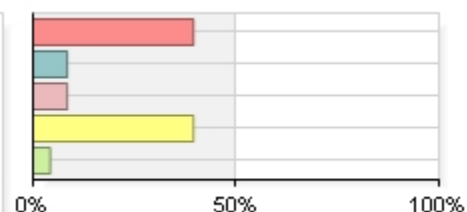
What degree will you be seeking?

1 M.B.A. (Business)	5	4.07%
2 Other Master's (includes all other degrees with "Master" in the title)	26	21.14%
3 L.L.B. or J.D. (Law)	4	3.25%
4 M.D. or D.O. (Medicine)	2	1.63%
5 D.D.S. (Dentistry)	4	3.25%
6 D.V.M. (Veterinary Medicine)	0	0.00%
7 Ph.D. or Ed.D.	71	57.72%
8 Other	11	8.94%
Total	123	



Where will you be attending school?

1 UofL	47	39.50%
2 Another college or university located in Kentucky	10	8.40%
3 A college or university located in Illinois, Indiana, Ohio, or Tennessee	10	8.40%
4 A college or university located in another U.S. location	47	39.50%
5 A college or university outside of the U.S.	5	4.20%
Total	119	



Indicate your overall level of satisfaction with your experiences at UofL.

1 Very dissatisfied	11	2.56%
2 Dissatisfied	41	9.56%
3 Neither satisfied nor dissatisfied	37	8.62%
4 Satisfied	210	48.95%
5 Very satisfied	130	30.30%
Total	429	

