

SPS - Masters, Doctoral, Professional - Spring 2016 (with in progress)

SPS - Masters, Doctoral, Professional - Spring 2016

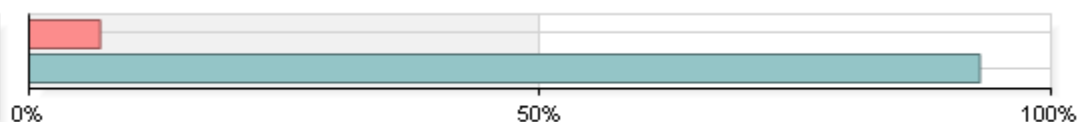
Project Audience 3892
Responses Received 705*
Response Ratio 18.11%

*Includes all students who began the
survey, regardless of completion

Prepared by IE Survey
Creation Date Mon, Jul 11, 2016

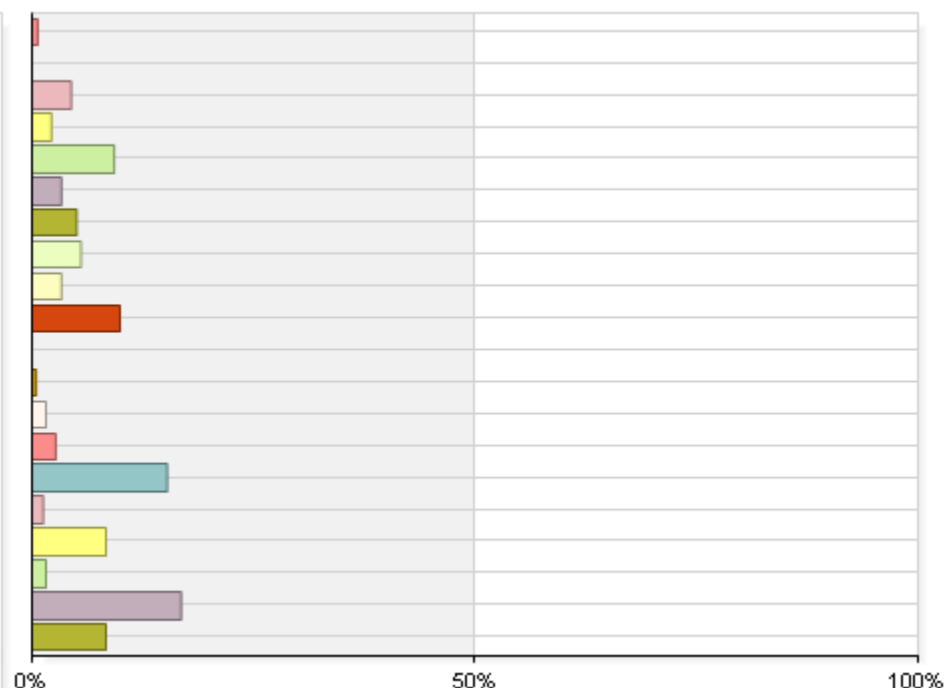
Are you enrolled in more than one academic program (major)?

1 Yes	49	6.95%
2 No	656	93.05%
Total	705	



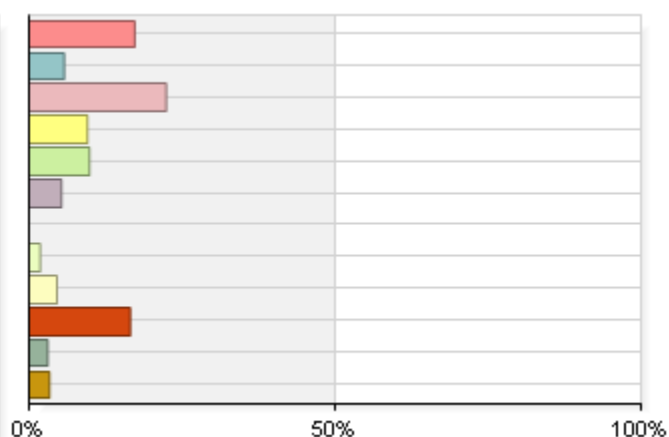
What degree did you earn?

1 Au.D.	4	0.63%
2 Ed.S.	1	0.16%
3 D.M.D.	28	4.40%
4 J.D.	14	2.20%
5 M.A.	59	9.28%
6 M.A.T.	21	3.30%
7 M.B.A. or M.A.C.	32	5.03%
8 M.Ed.	35	5.50%
9 M.Eng.	21	3.30%
10 M.D.	63	9.91%
11 M.F.A.	0	0.00%
12 M.M. or M.M.E.	3	0.47%
13 M.P.A. or M.U.P.	10	1.57%
14 M.P.H.	17	2.67%
15 M.S. or M.Sc.	97	15.25%
16 M.S.N.	8	1.26%
17 M.S.S.W.	53	8.33%
18 Ed.D.	10	1.57%
19 Ph.D.	107	16.82%
20 Other	53	8.33%
Total	636	

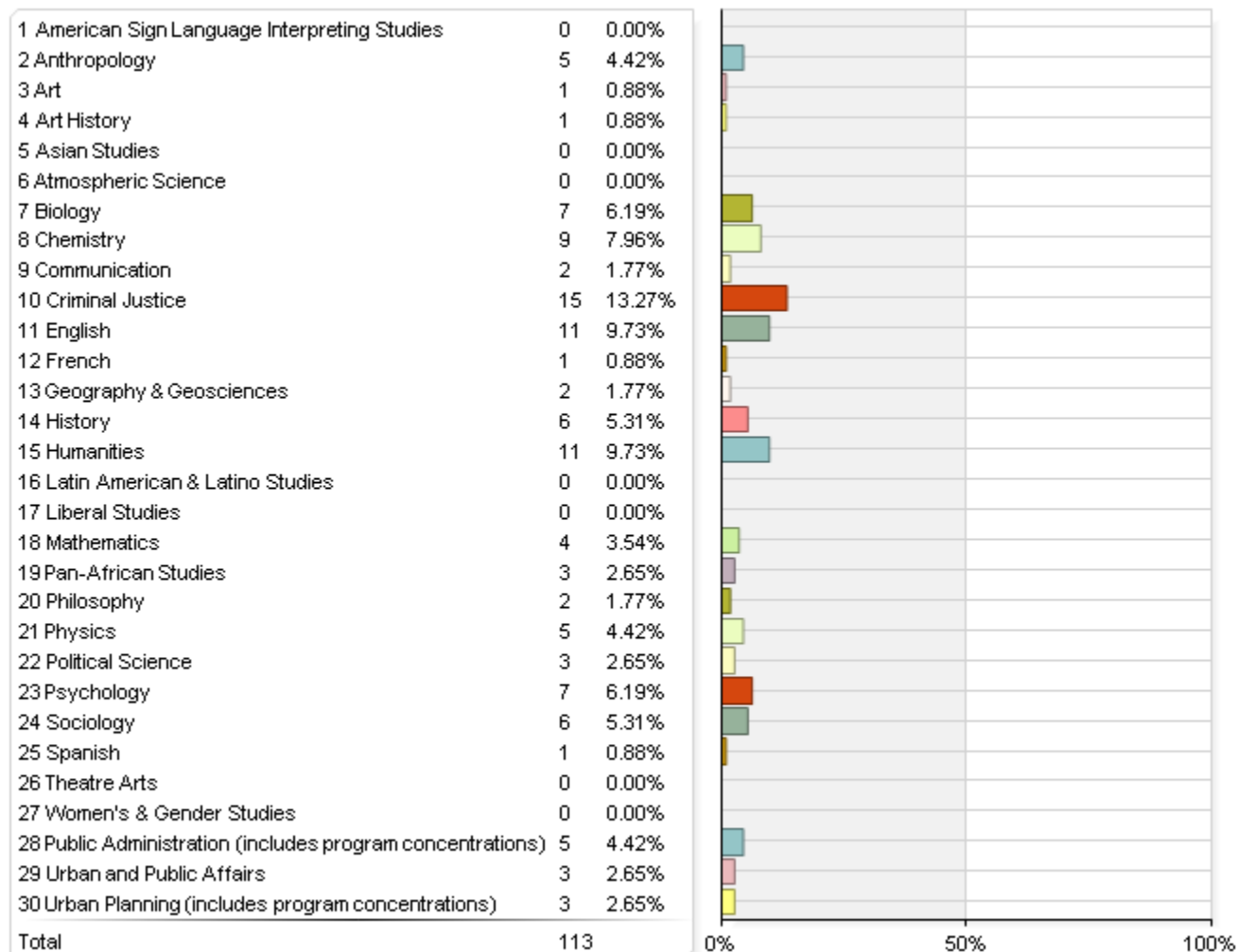


In what college/school is your academic program?

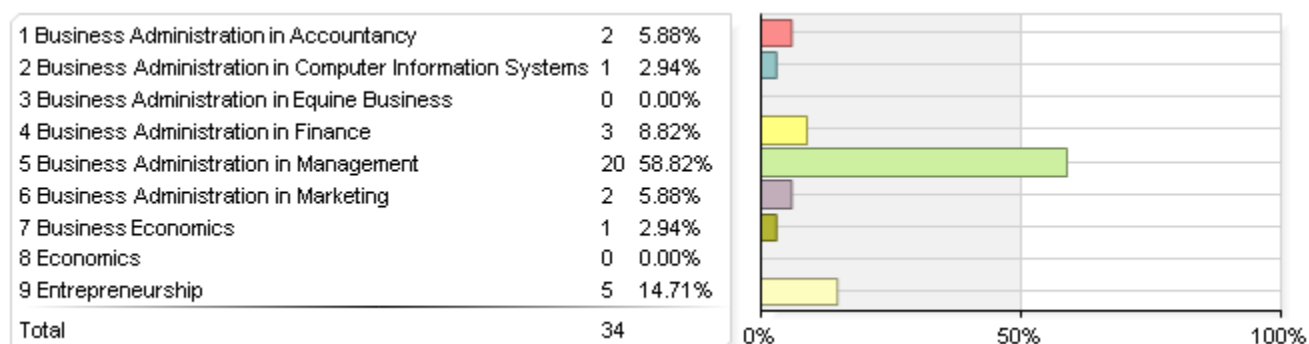
1 College of Arts & Sciences	114	17.27%
2 College of Business	38	5.76%
3 College of Education & Human Development	148	22.42%
4 J.B. Speed School of Engineering	63	9.55%
5 Kent School of Social Work	65	9.85%
6 School of Dentistry	35	5.30%
7 School of Music	4	0.61%
8 School of Nursing	12	1.82%
9 School of Public Health & Information Sciences	30	4.55%
10 School of Medicine	109	16.52%
11 Brandeis School of Law	20	3.03%
12 School of Interdisciplinary & Graduate Studies	22	3.33%
Total	660	



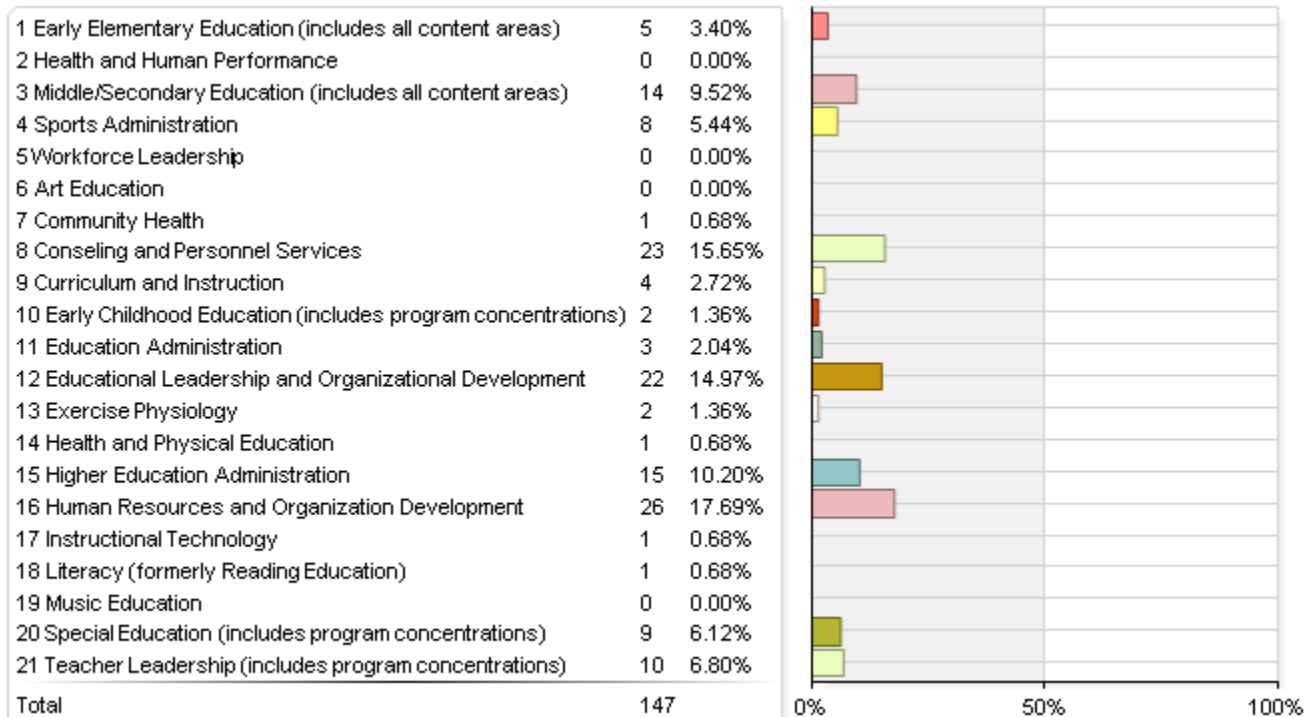
Please select your program from the College of Arts & Sciences programs listed below.



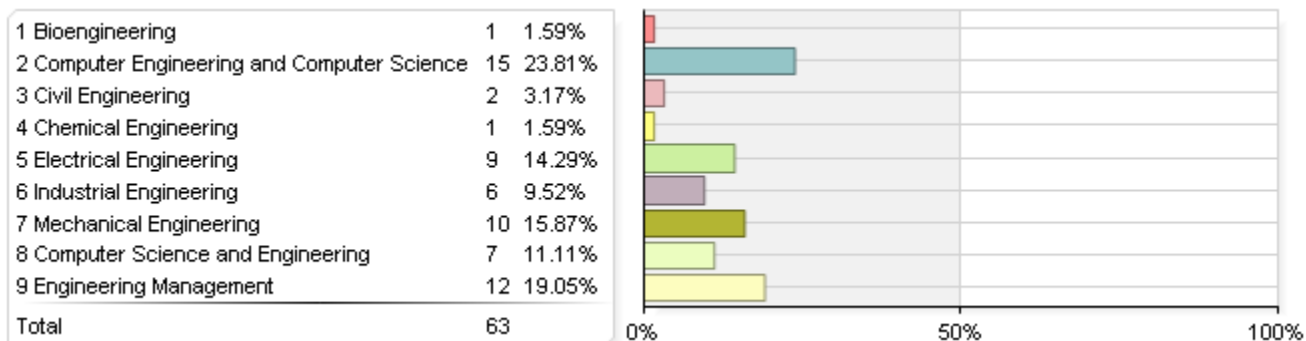
Please select your program from the College of Business programs below.



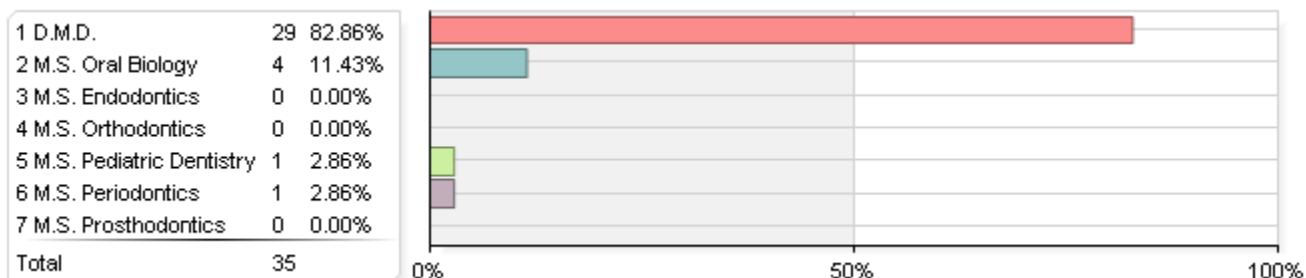
Please select your program from the College of Education & Human Development programs listed below.



Please select your program from the J.B. Speed School of Engineering programs listed below.

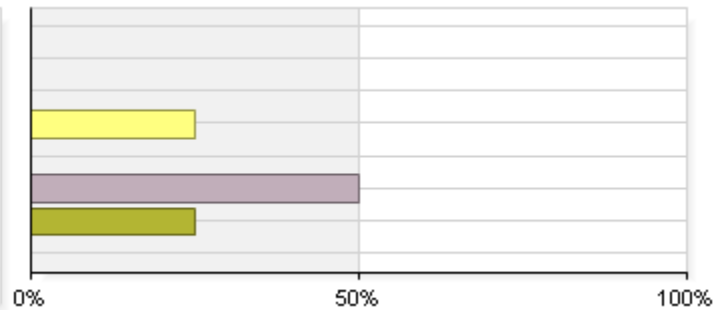


Please select your program from the School of Dentistry programs listed below.



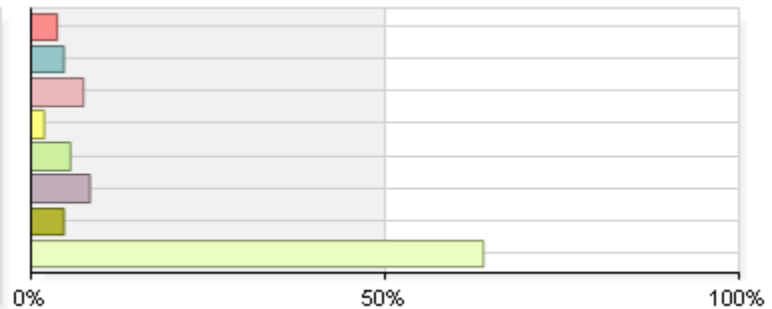
Please select your program from the School of Music programs listed below.

1 Music (includes all concentrations)	0	0.00%
2 Music Education (includes all concentrations)	0	0.00%
3 Music Therapy (includes all concentrations)	0	0.00%
4 Music History	1	25.00%
5 Music Theory	0	0.00%
6 Instrumental/Vocal Performance/Conducting	2	50.00%
7 Music Composition	1	25.00%
8 Jazz	0	0.00%
Total	4	



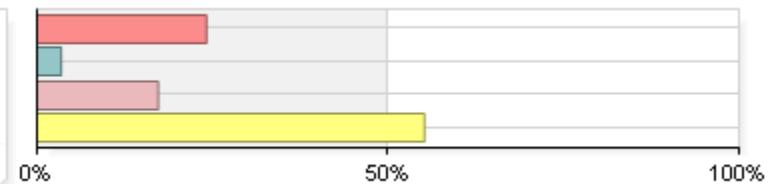
Please select your program from the School of Medicine programs listed below.

1 Anatomical Sciences & Neurobiology	4	3.70%
2 Audiology	5	4.63%
3 Biochemistry & Molecular Genetics	8	7.41%
4 Communicative Disorders	2	1.85%
5 Microbiology & Immunology	6	5.56%
6 Pharmacology & Toxicology	9	8.33%
7 Physiology	5	4.63%
8 M.D.	69	63.89%
Total	108	



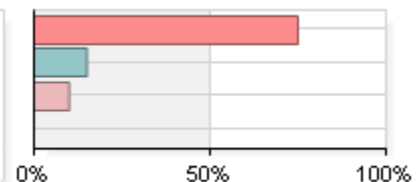
Please select your program from the School of Public Health & Information Sciences programs listed below.

1 Biostatistics (includes concentrations)	7	24.14%
2 Clinical Investigation Sciences	1	3.45%
3 Epidemiology	5	17.24%
4 Public Health (includes concentrations)	16	55.17%
Total	29	



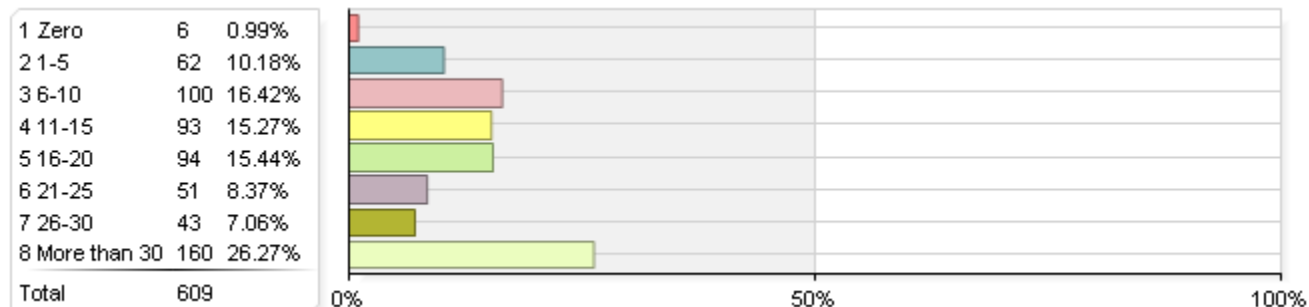
Please select your program from the School of Interdisciplinary & Graduate Studies programs listed below.

1 Interdisciplinary Studies	15	75.00%
2 Interdisciplinary Studies: Concentration in Bioethics and Medical Humanities	3	15.00%
3 Interdisciplinary Studies: Specialization in Bioinformatics	2	10.00%
4 Interdisciplinary Studies: Specialization in Translational Neuroscience	0	0.00%
Total	20	

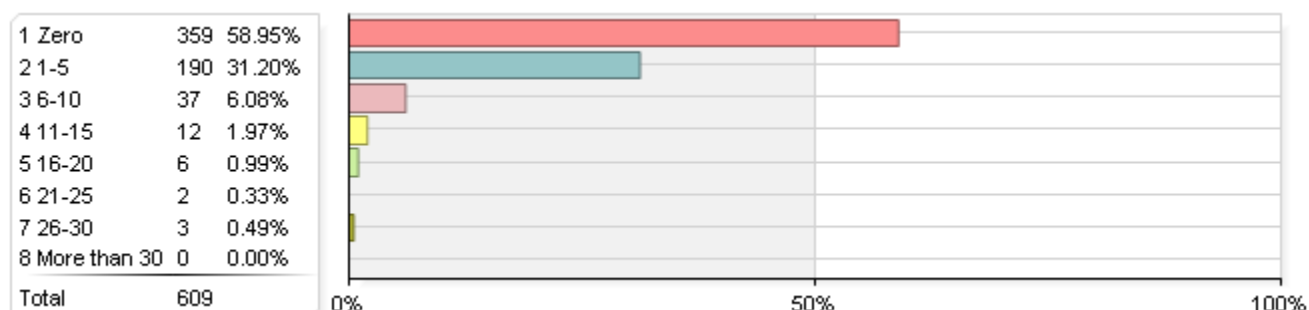


Please indicate the number of hours in an average 7-day week that you spend on the following activities.

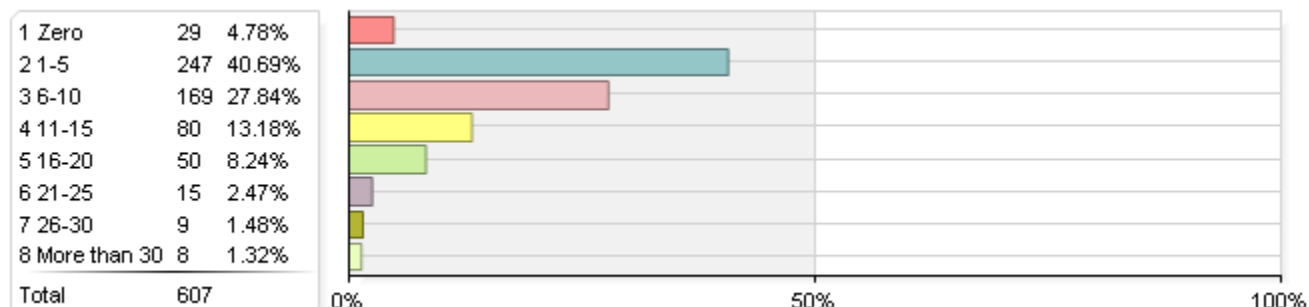
1. Preparing for class (studying, reading, writing, doing homework or lab work, analyzing data, rehearsing, attending tutoring or supplemental instruction, working in laboratory, and/or other academic activities)



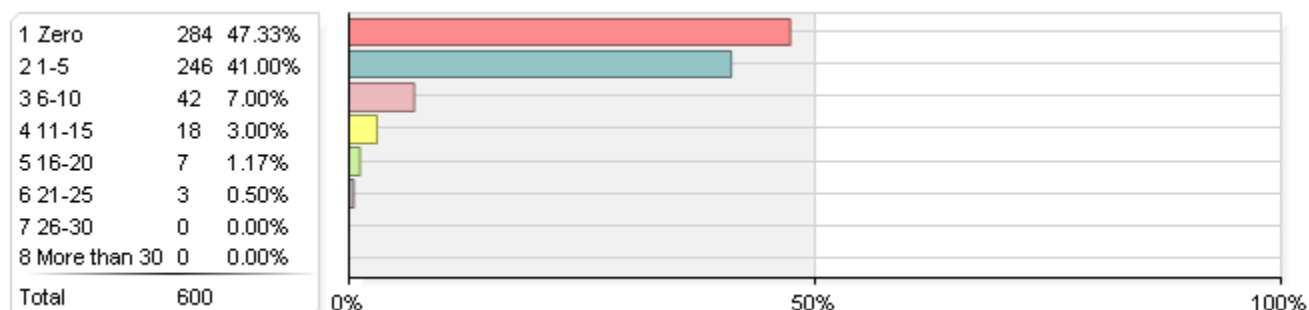
2. Participating in co-curricular activities (organizations, campus publications, student government, intercollegiate or intramural sports, etc.)



3. Relaxing and socializing (time with friends, videogames, TV, online)



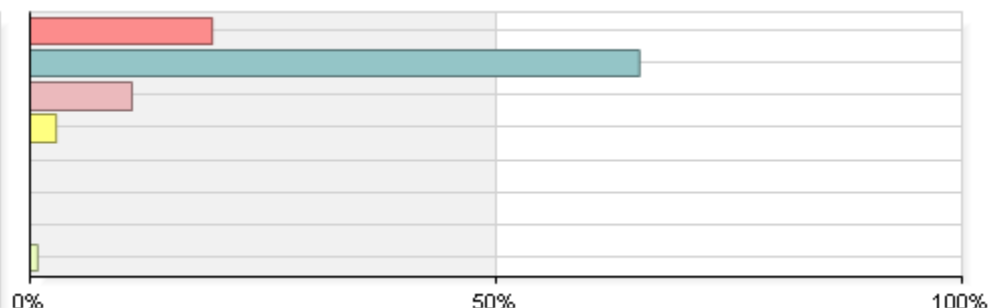
4. Doing community service or volunteer work



Please indicate the number of hours in an average 7-day week that you spend on the following activities. (continued)

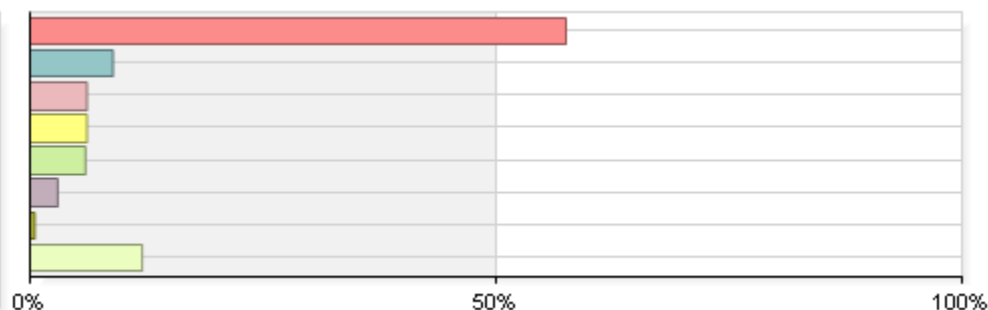
5. Commuting to campus

1 Zero	118	19.54%
2 1-5	395	65.40%
3 6-10	66	10.93%
4 11-15	17	2.81%
5 16-20	1	0.17%
6 21-25	2	0.33%
7 26-30	0	0.00%
8 More than 30	5	0.83%
Total	604	



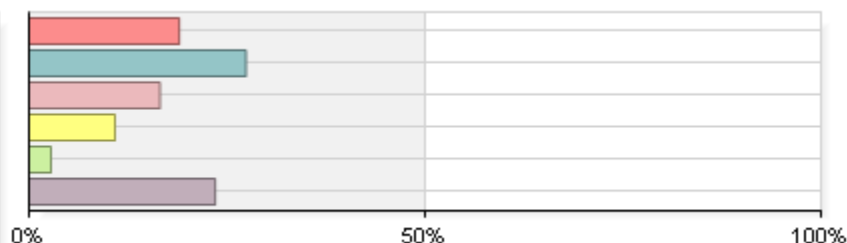
6. Providing care for dependents (children, parents, etc.)

1 Zero	349	57.50%
2 1-5	54	8.90%
3 6-10	37	6.10%
4 11-15	37	6.10%
5 16-20	36	5.93%
6 21-25	18	2.97%
7 26-30	3	0.49%
8 More than 30	73	12.03%
Total	607	



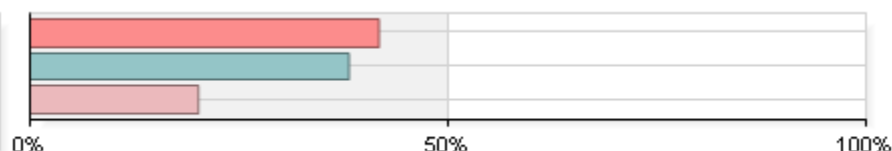
Indicate your level of paid employment overall while attending UofL.

1 Full-time work ON campus	117	18.96%
2 Full-time work OFF campus	169	27.39%
3 Part-time work ON campus	102	16.53%
4 Part-time work OFF campus	67	10.86%
5 Intermittent work	17	2.76%
6 No work	145	23.50%
Total	617	

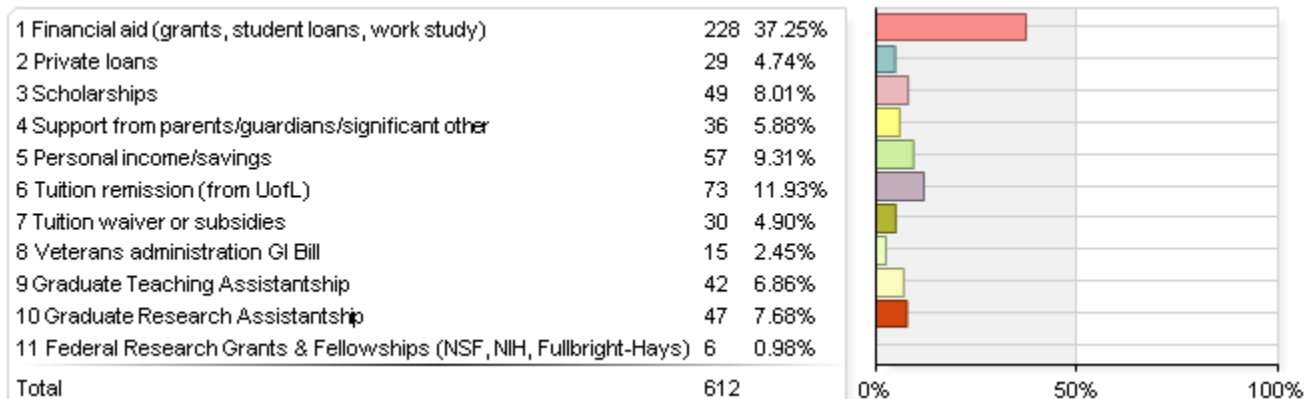


Indicate the level of difficulty with financing your education at UofL.

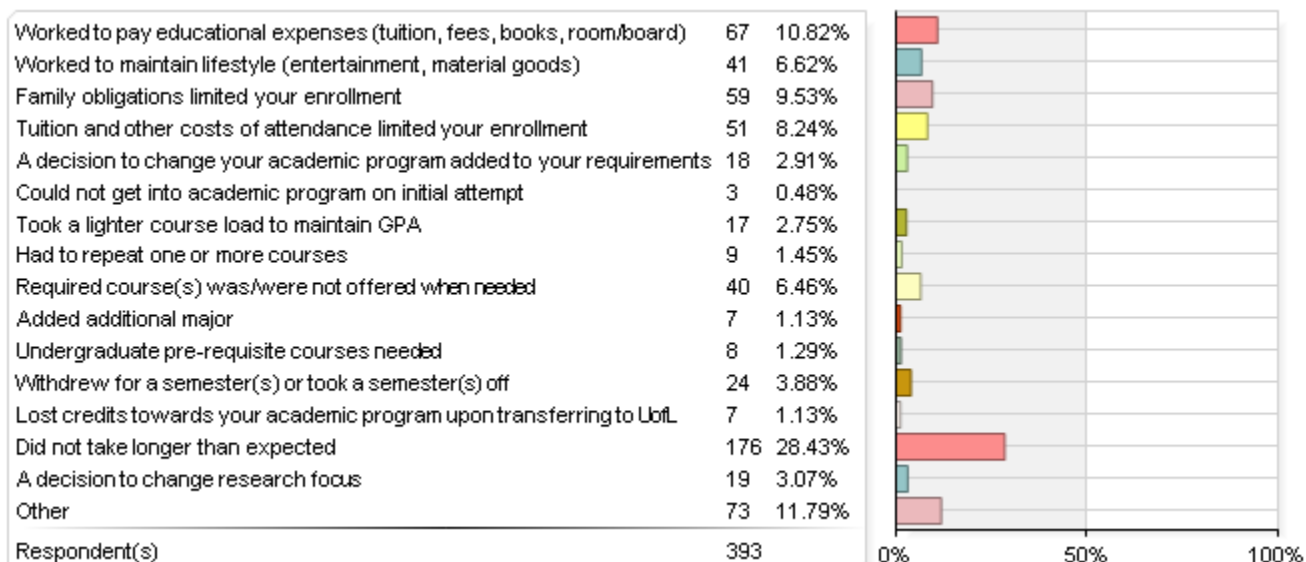
1 No difficulty	257	41.72%
2 Some difficulty	235	38.15%
3 A great deal of difficulty	124	20.13%
Total	616	



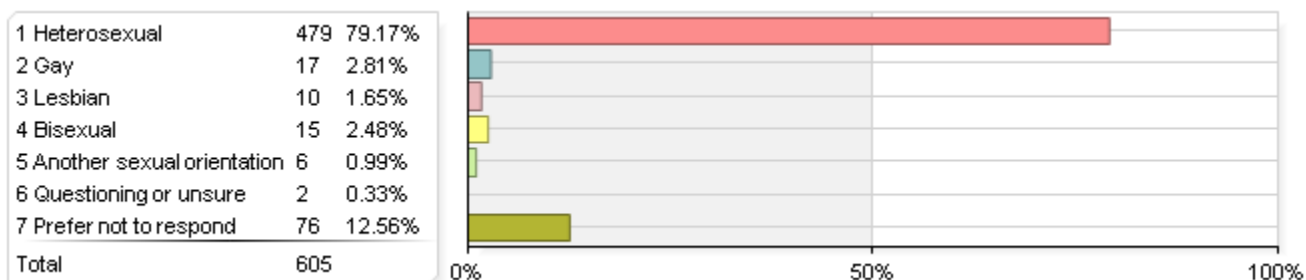
Indicate the main resource used to finance your educational expenses.



If it is taking you longer to graduate than you anticipated, please check all of the reasons that apply.



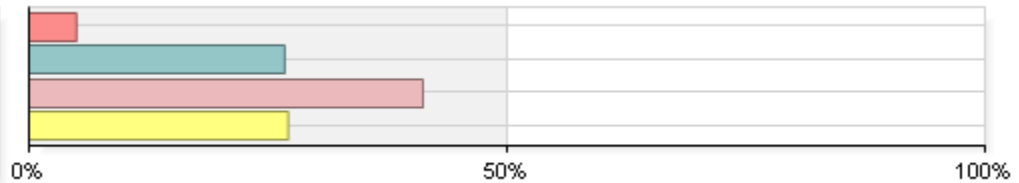
Which of the following best describes your sexual orientation?



How much does UofL emphasize the following?

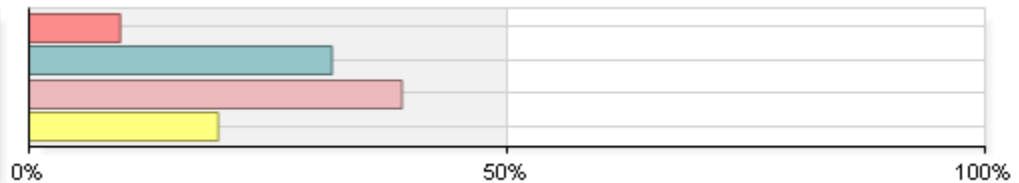
1. Spending significant amounts of time studying and on academic work

1 Very little	27	4.95%
2 Some	146	26.74%
3 Quite a bit	225	41.21%
4 Very much	148	27.11%
Total	546	



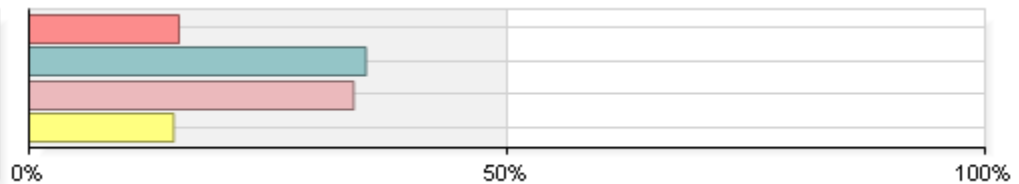
2. Providing support to help students succeed academically

1 Very little	52	9.52%
2 Some	173	31.68%
3 Quite a bit	213	39.01%
4 Very much	108	19.78%
Total	546	



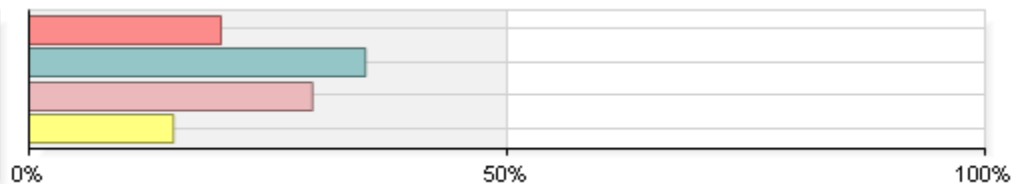
3. Using learning support services (tutoring services, Writing Center, etc.)

1 Very little	85	15.68%
2 Some	191	35.24%
3 Quite a bit	184	33.95%
4 Very much	82	15.13%
Total	542	



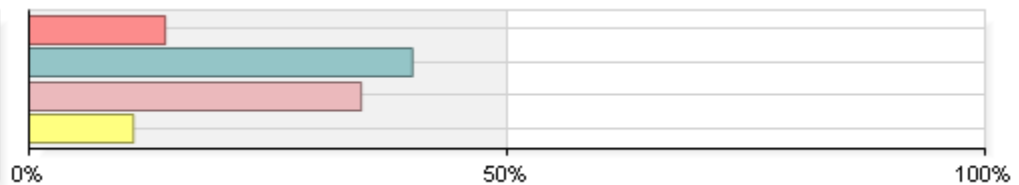
4. Encouraging contact among students from different backgrounds (social, racial/ethnic, religious, etc.)

1 Very little	109	20.07%
2 Some	191	35.17%
3 Quite a bit	161	29.65%
4 Very much	82	15.10%
Total	543	



5. Providing opportunities to be involved socially

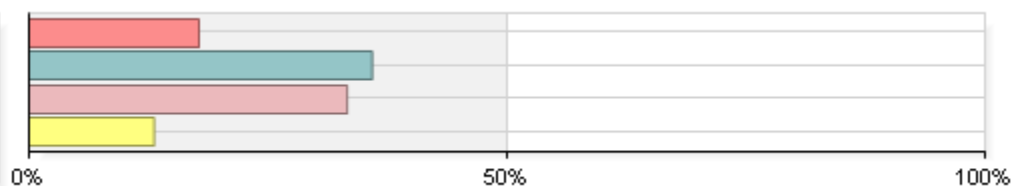
1 Very little	77	14.23%
2 Some	217	40.11%
3 Quite a bit	188	34.75%
4 Very much	59	10.91%
Total	541	



How much does UofL emphasize the following? (continued)

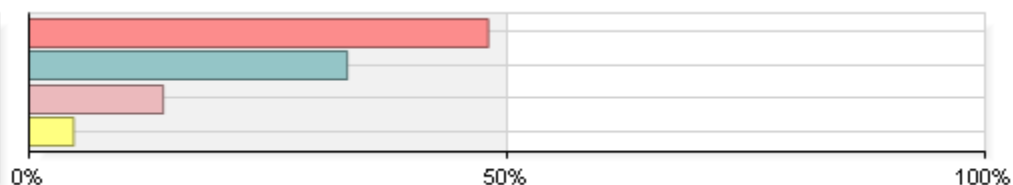
6. Providing support for your overall well-being (recreation, health care, counseling, etc.)

1 Very little	95	17.76%
2 Some	192	35.89%
3 Quite a bit	178	33.27%
4 Very much	70	13.08%
Total	535	



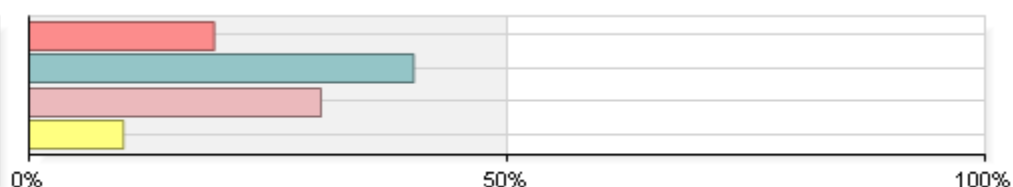
7. Helping you manage your non-academic responsibilities (work, family, etc.)

1 Very little	257	48.04%
2 Some	178	33.27%
3 Quite a bit	75	14.02%
4 Very much	25	4.67%
Total	535	



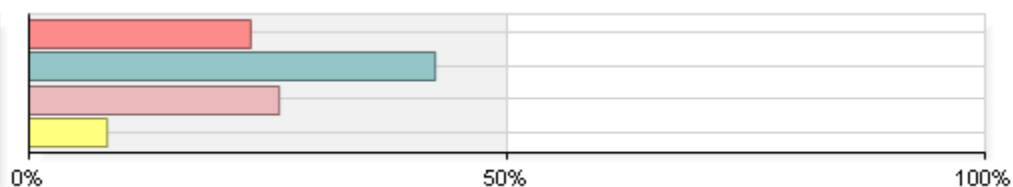
8. Attending campus activities and events (performing arts, athletic events, etc.)

1 Very little	104	19.37%
2 Some	216	40.22%
3 Quite a bit	164	30.54%
4 Very much	53	9.87%
Total	537	



9. Attending events that address important social, economic, or political issues

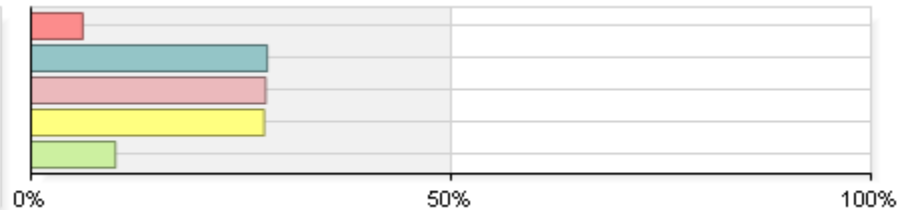
1 Very little	125	23.19%
2 Some	229	42.49%
3 Quite a bit	141	26.16%
4 Very much	44	8.16%
Total	539	



Please rate the quality of the following activities.

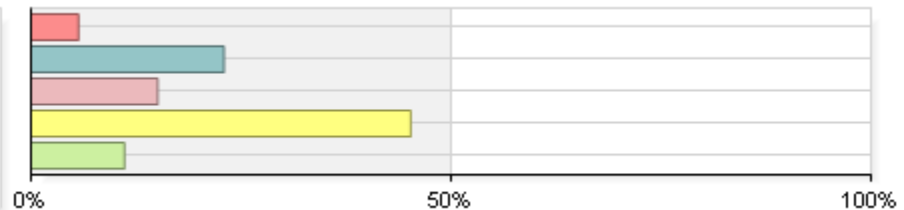
1. Practicum, internship, field experience, or clinical assignment

1 Poor	33	6.15%
2 Good	151	28.12%
3 Excellent	150	27.93%
4 Didn't have opportunity	149	27.75%
5 Didn't know about it	54	10.06%
Total	537	



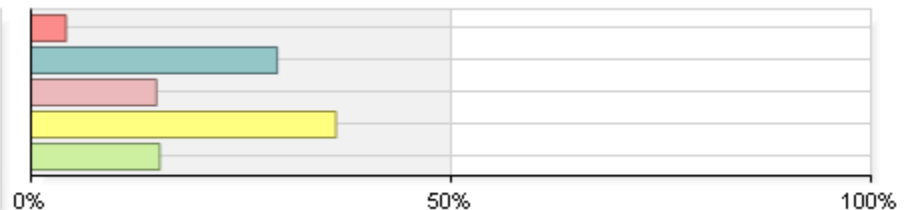
2. Hold a formal leadership role in a student organization or group

1 Poor	30	5.65%
2 Good	122	22.98%
3 Excellent	80	15.07%
4 Didn't have opportunity	240	45.20%
5 Didn't know about it	59	11.11%
Total	531	



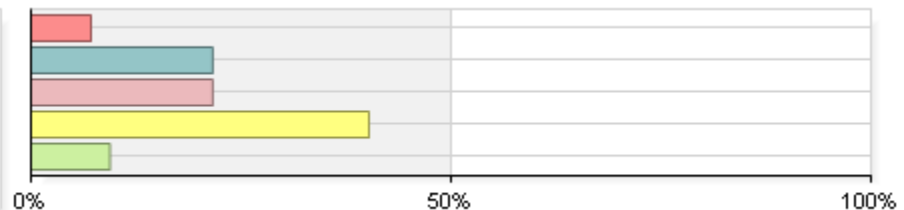
3. Community-based or service learning

1 Poor	22	4.16%
2 Good	155	29.30%
3 Excellent	79	14.93%
4 Didn't have opportunity	192	36.29%
5 Didn't know about it	81	15.31%
Total	529	



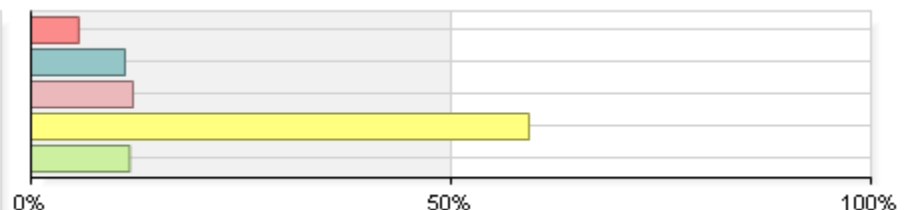
4. Work on a research project with a faculty member outside of courses or program requirements

1 Poor	38	7.14%
2 Good	115	21.62%
3 Excellent	115	21.62%
4 Didn't have opportunity	214	40.23%
5 Didn't know about it	50	9.40%
Total	532	



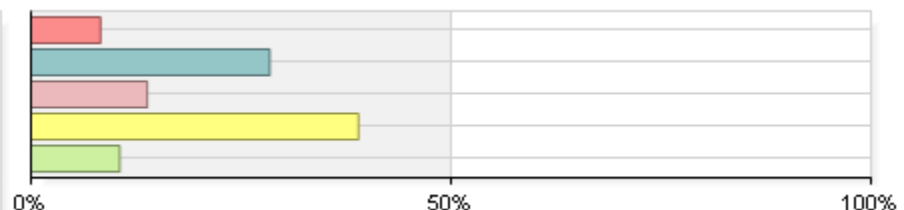
5. Study Abroad

1 Poor	30	5.68%
2 Good	59	11.17%
3 Excellent	64	12.12%
4 Didn't have opportunity	313	59.28%
5 Didn't know about it	62	11.74%
Total	528	



6. (Capstone course, senior project or thesis, comprehensive exam, etc.)

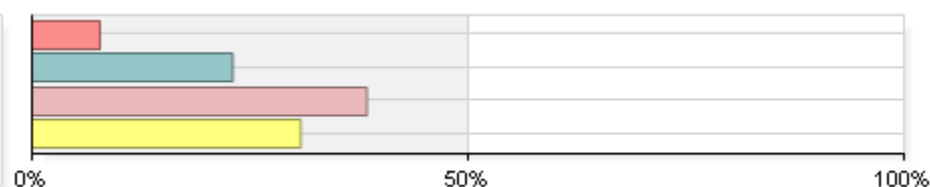
1 Poor	43	8.25%
2 Good	148	28.41%
3 Excellent	72	13.82%
4 Didn't have opportunity	203	38.96%
5 Didn't know about it	55	10.56%
Total	521	



Compared to your first year at UofL, how much progress have you made towards the following skills, knowledge, and personal development?

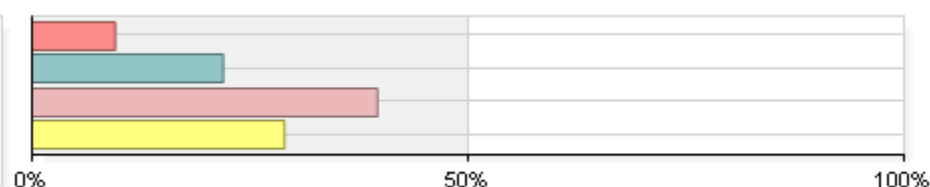
1. Writing clearly and effectively

1 No progress	41	7.79%
2 Slight progress	121	23.00%
3 Moderate progress	202	38.40%
4 Significant progress	162	30.80%
Total	526	



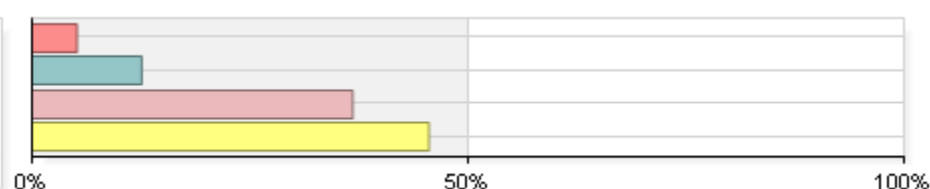
2. Speaking clearly and effectively

1 No progress	50	9.52%
2 Slight progress	115	21.90%
3 Moderate progress	208	39.62%
4 Significant progress	152	28.95%
Total	525	



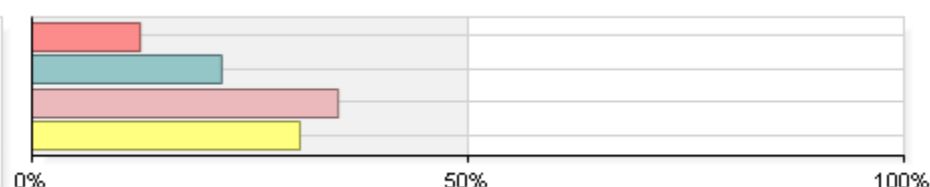
3. Thinking critically and analytically

1 No progress	27	5.14%
2 Slight progress	66	12.57%
3 Moderate progress	193	36.76%
4 Significant progress	239	45.52%
Total	525	



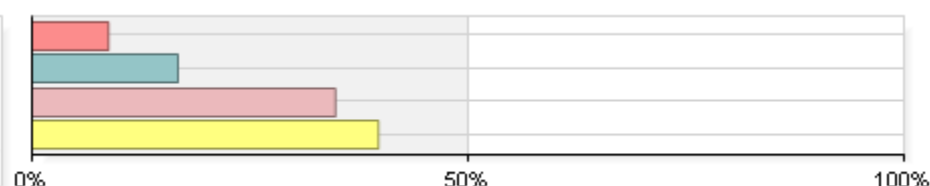
4. Analyzing numerical and statistical information

1 No progress	65	12.40%
2 Slight progress	114	21.76%
3 Moderate progress	184	35.11%
4 Significant progress	161	30.73%
Total	524	



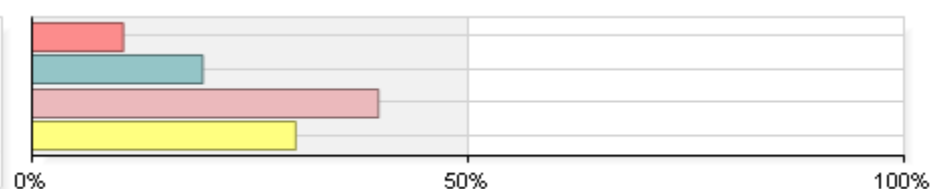
5. Acquiring job or work related knowledge and skills

1 No progress	46	8.75%
2 Slight progress	88	16.73%
3 Moderate progress	183	34.79%
4 Significant progress	209	39.73%
Total	526	



6. Working effectively with others

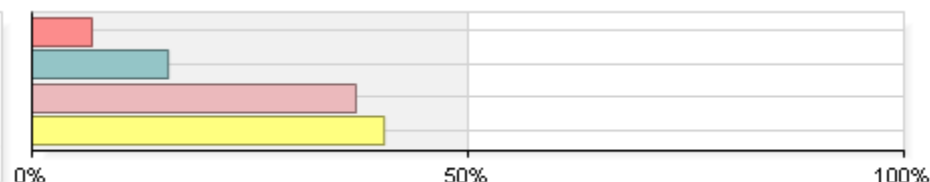
1 No progress	55	10.46%
2 Slight progress	103	19.58%
3 Moderate progress	209	39.73%
4 Significant progress	159	30.23%
Total	526	



Compared to your first year at UofL, how much progress have you made towards the following skills, knowledge, and personal development? (continued)

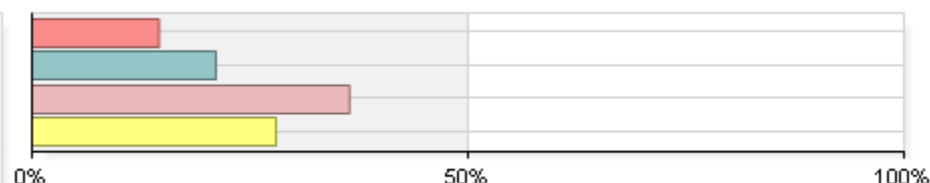
7. Learning effectively on your own

1 No progress	36	6.86%
2 Slight progress	82	15.62%
3 Moderate progress	195	37.14%
4 Significant progress	212	40.38%
Total	525	



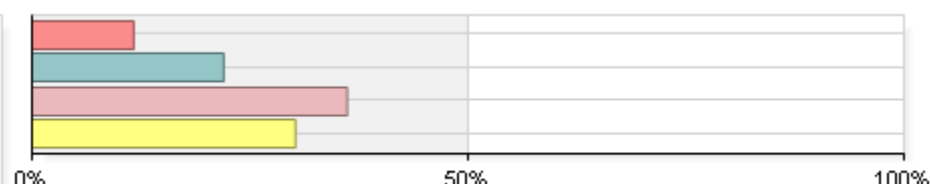
8. Developing or clarifying a personal code of values and ethics

1 No progress	76	14.56%
2 Slight progress	110	21.07%
3 Moderate progress	190	36.40%
4 Significant progress	146	27.97%
Total	522	



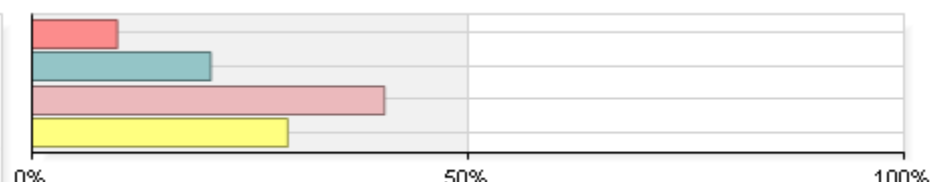
9. Understanding people of other backgrounds (economic, racial/ethnic, political, religious, nationality, etc.)

1 No progress	61	11.66%
2 Slight progress	115	21.99%
3 Moderate progress	189	36.14%
4 Significant progress	158	30.21%
Total	523	



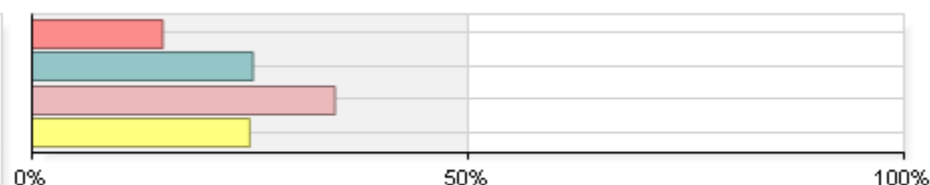
10. Solving complex real-world problems

1 No progress	51	9.77%
2 Slight progress	107	20.50%
3 Moderate progress	211	40.42%
4 Significant progress	153	29.31%
Total	522	



11. Being an informed and active citizen

1 No progress	78	14.97%
2 Slight progress	132	25.34%
3 Moderate progress	181	34.74%
4 Significant progress	130	24.95%
Total	521	



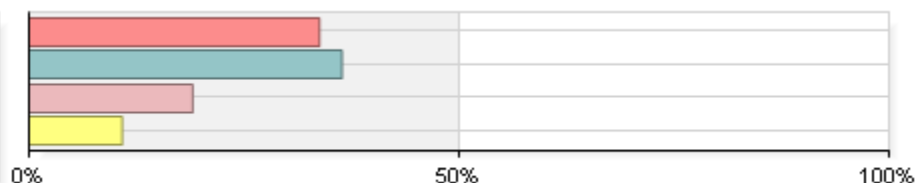
12. Improving computer information technology skills

1 No progress	89	17.28%
2 Slight progress	148	28.74%
3 Moderate progress	171	33.20%
4 Significant progress	107	20.78%
Total	515	



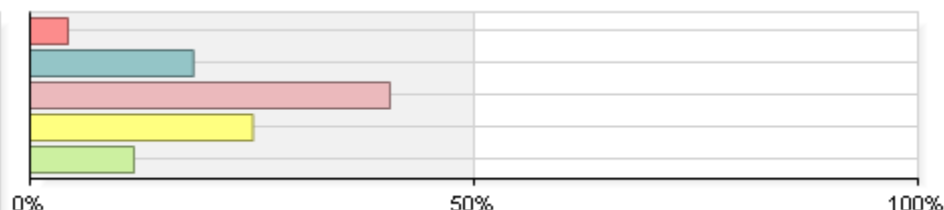
Indicate the rank of UofL when you were initially choosing a college to attend.

1 Only choice	181	33.77%
2 First choice	195	36.38%
3 Second choice	102	19.03%
4 Third choice or lower	58	10.82%
Total	536	



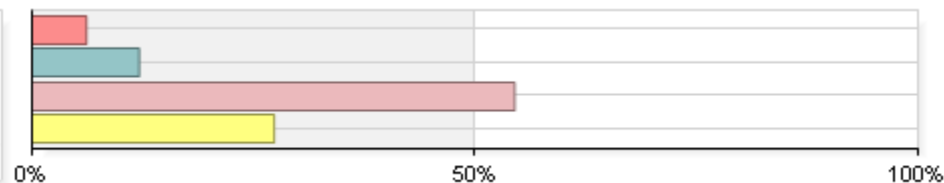
To what extent has UofL met your college education expectations?

1 Far below	23	4.28%
2 Moderately below	99	18.40%
3 Met expectations	218	40.52%
4 Moderately above	135	25.09%
5 Far above	63	11.71%
Total	538	



If you could start college again, how likely would you be to enroll at UofL?

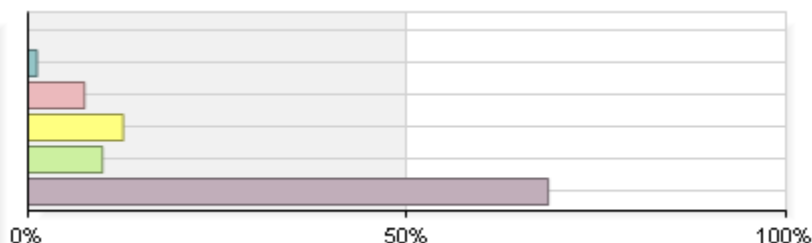
1 Extremely unlikely	33	6.13%
2 Unlikely	65	12.08%
3 Likely	293	54.46%
4 Extremely likely	147	27.32%
Total	538	



Rate your level of satisfaction with the following academic support services.

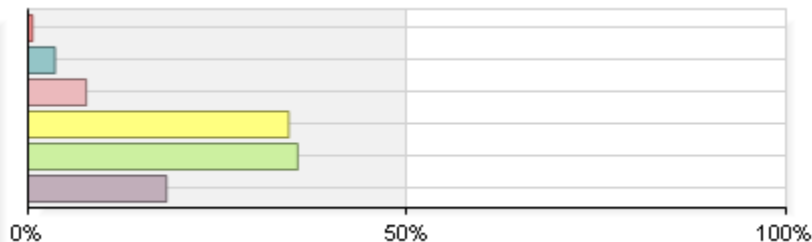
1. Writing Center

1 Very dissatisfied	2	0.39%
2 Dissatisfied	6	1.18%
3 Neither satisfied nor dissatisfied	38	7.45%
4 Satisfied	64	12.55%
5 Very satisfied	50	9.80%
6 Did not use	350	68.63%
Total	510	



2. UofL Libraries (reference librarians, front desk staff)

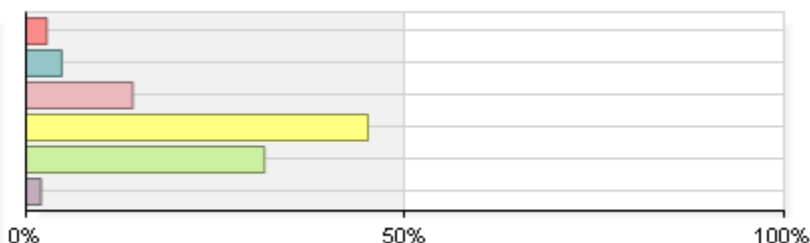
1 Very dissatisfied	3	0.59%
2 Dissatisfied	18	3.54%
3 Neither satisfied nor dissatisfied	39	7.66%
4 Satisfied	175	34.38%
5 Very satisfied	181	35.56%
6 Did not use	93	18.27%
Total	509	



Rate your level of satisfaction with the following academic support services. (continued)

3. Online resources (ULink, Blackboard, etc.)

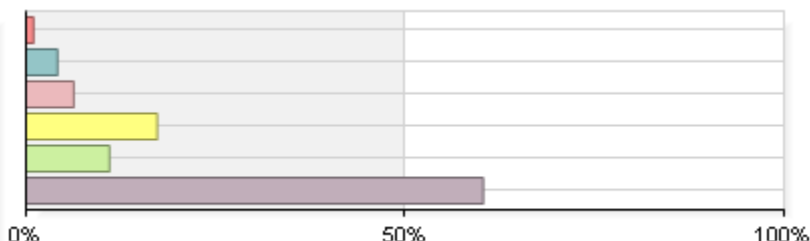
1 Very dissatisfied	14	2.73%
2 Dissatisfied	24	4.69%
3 Neither satisfied nor dissatisfied	72	14.06%
4 Satisfied	231	45.12%
5 Very satisfied	161	31.45%
6 Did not use	10	1.95%
Total	512	



Rate your level of satisfaction with the following physical spaces/facilities.

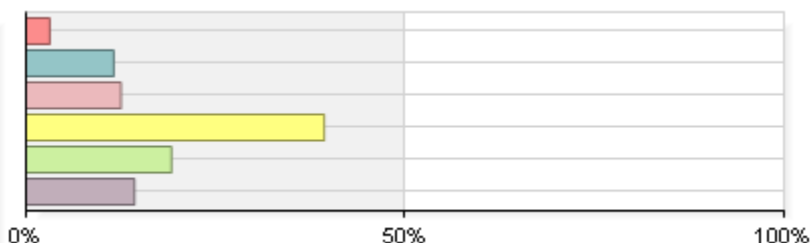
1. Lab facilities for health, natural and physical sciences

1 Very dissatisfied	5	0.98%
2 Dissatisfied	21	4.13%
3 Neither satisfied nor dissatisfied	32	6.29%
4 Satisfied	88	17.29%
5 Very satisfied	56	11.00%
6 Did not use	307	60.31%
Total	509	



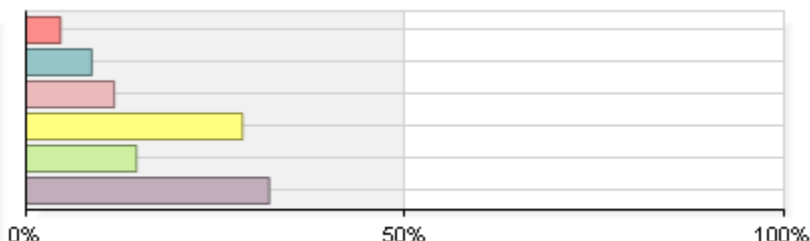
2. Classroom facilities

1 Very dissatisfied	16	3.13%
2 Dissatisfied	59	11.55%
3 Neither satisfied nor dissatisfied	64	12.52%
4 Satisfied	201	39.33%
5 Very satisfied	98	19.18%
6 Did not use	73	14.29%
Total	511	



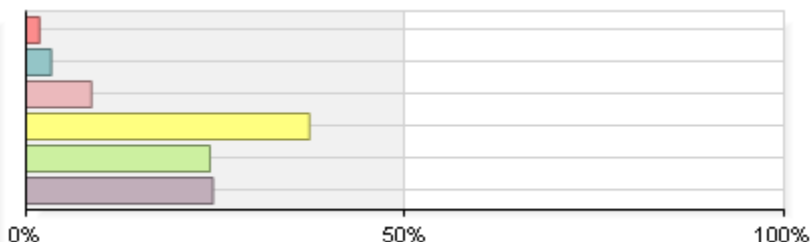
3. Student lounge areas

1 Very dissatisfied	23	4.53%
2 Dissatisfied	44	8.66%
3 Neither satisfied nor dissatisfied	59	11.61%
4 Satisfied	145	28.54%
5 Very satisfied	74	14.57%
6 Did not use	163	32.09%
Total	508	



4. UofL Libraries (study areas, furniture, layout)

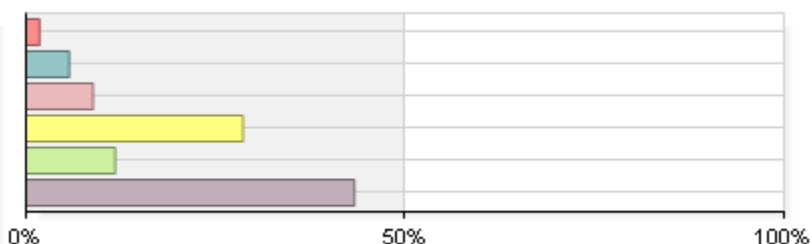
1 Very dissatisfied	9	1.76%
2 Dissatisfied	17	3.33%
3 Neither satisfied nor dissatisfied	44	8.61%
4 Satisfied	191	37.38%
5 Very satisfied	124	24.27%
6 Did not use	126	24.66%
Total	511	



Rate your level of satisfaction with the following physical spaces/facilities. (continued)

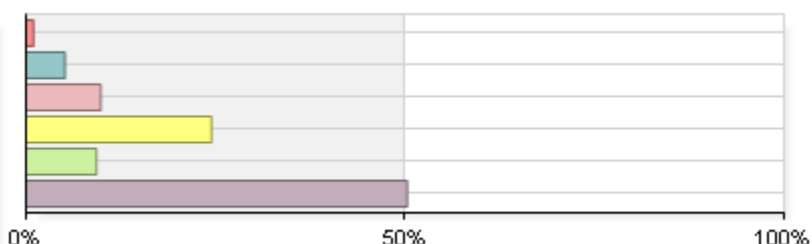
5. Computer labs

1 Very dissatisfied	9	1.76%
2 Dissatisfied	29	5.69%
3 Neither satisfied nor dissatisfied	45	8.82%
4 Satisfied	146	28.63%
5 Very satisfied	60	11.76%
6 Did not use	221	43.33%
Total	510	



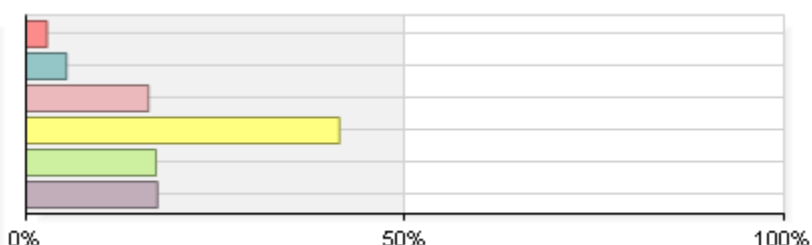
6. Outdoor recreational space (West Plaza, West Lawn, Humanities Quad, etc.)

1 Very dissatisfied	5	0.99%
2 Dissatisfied	26	5.13%
3 Neither satisfied nor dissatisfied	50	9.86%
4 Satisfied	124	24.46%
5 Very satisfied	47	9.27%
6 Did not use	255	50.30%
Total	507	



7. Outdoor traffic space (sidewalks, curb cuts, lighting, crosswalks, etc.)

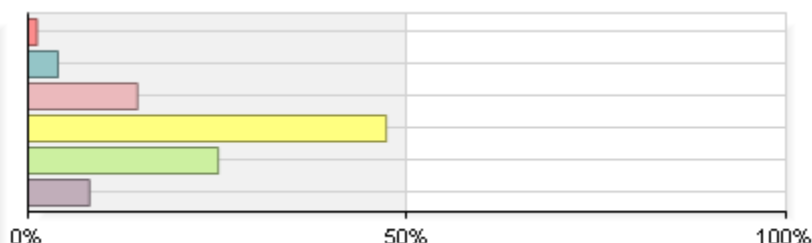
1 Very dissatisfied	14	2.76%
2 Dissatisfied	27	5.31%
3 Neither satisfied nor dissatisfied	82	16.14%
4 Satisfied	210	41.34%
5 Very satisfied	87	17.13%
6 Did not use	88	17.32%
Total	508	



Rate your level of satisfaction with the following student enrollment services.

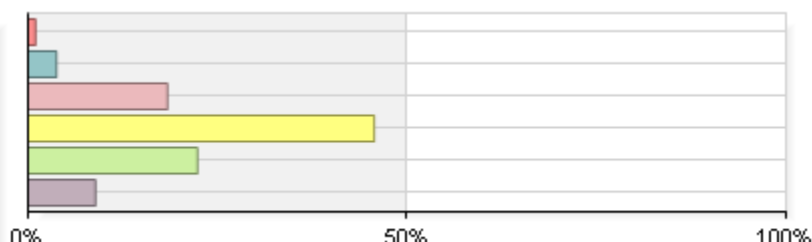
1. Admissions

1 Very dissatisfied	6	1.19%
2 Dissatisfied	20	3.95%
3 Neither satisfied nor dissatisfied	73	14.43%
4 Satisfied	239	47.23%
5 Very satisfied	127	25.10%
6 Did not use	41	8.10%
Total	506	



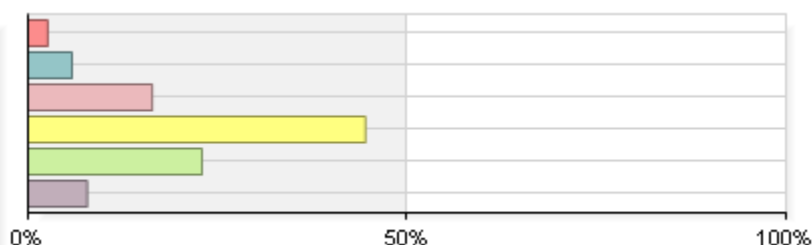
2. Registrar's Office

1 Very dissatisfied	5	0.99%
2 Dissatisfied	19	3.75%
3 Neither satisfied nor dissatisfied	93	18.38%
4 Satisfied	231	45.65%
5 Very satisfied	113	22.33%
6 Did not use	45	8.89%
Total	506	



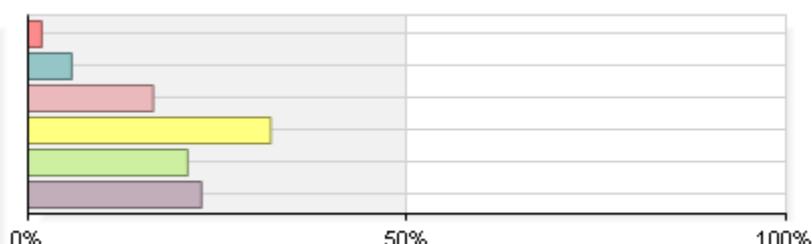
3. Bursar's Office

1 Very dissatisfied	13	2.59%
2 Dissatisfied	29	5.79%
3 Neither satisfied nor dissatisfied	82	16.37%
4 Satisfied	223	44.51%
5 Very satisfied	115	22.95%
6 Did not use	39	7.78%
Total	501	



4. Financial Aid Office

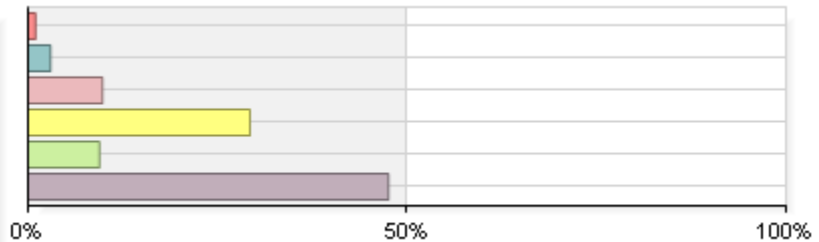
1 Very dissatisfied	9	1.79%
2 Dissatisfied	29	5.77%
3 Neither satisfied nor dissatisfied	83	16.50%
4 Satisfied	161	32.01%
5 Very satisfied	106	21.07%
6 Did not use	115	22.86%
Total	503	



Rate your level of satisfaction with the following student support services.

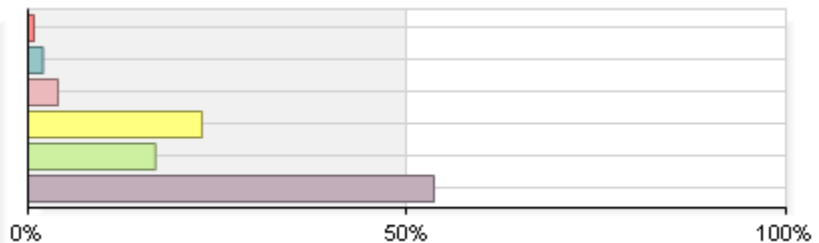
1. Student Activities Center (SAC)

1 Very dissatisfied	5	0.98%
2 Dissatisfied	15	2.95%
3 Neither satisfied nor dissatisfied	50	9.82%
4 Satisfied	149	29.27%
5 Very satisfied	48	9.43%
6 Did not use	242	47.54%
Total	509	



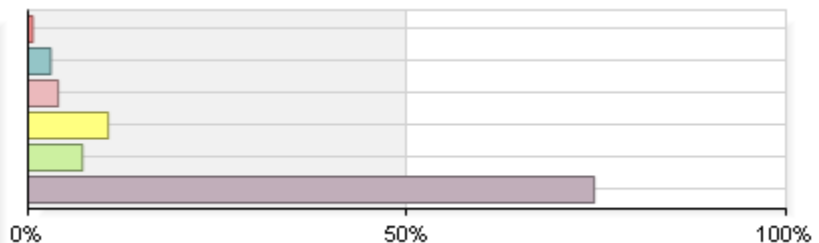
2. Recreation/intramural/fitness facilities

1 Very dissatisfied	4	0.79%
2 Dissatisfied	10	1.98%
3 Neither satisfied nor dissatisfied	20	3.95%
4 Satisfied	116	22.92%
5 Very satisfied	85	16.80%
6 Did not use	271	53.56%
Total	506	



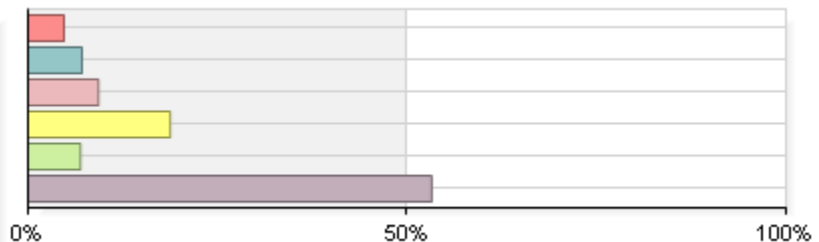
3. Counseling Center

1 Very dissatisfied	3	0.60%
2 Dissatisfied	15	2.99%
3 Neither satisfied nor dissatisfied	20	3.98%
4 Satisfied	53	10.56%
5 Very satisfied	36	7.17%
6 Did not use	375	74.70%
Total	502	



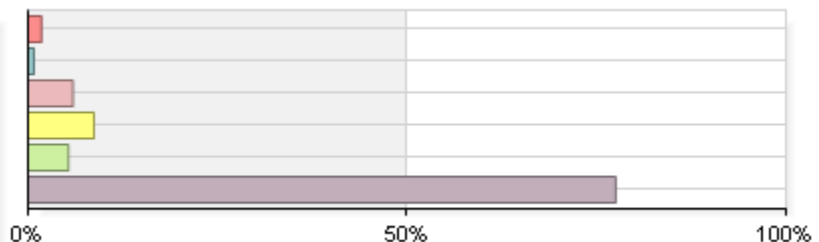
4. Campus Dining Services (Wendy's, Ville Grill, Papa Johns, Subway, etc.)

1 Very dissatisfied	24	4.73%
2 Dissatisfied	36	7.10%
3 Neither satisfied nor dissatisfied	47	9.27%
4 Satisfied	95	18.74%
5 Very satisfied	35	6.90%
6 Did not use	270	53.25%
Total	507	



5. Career Development Center

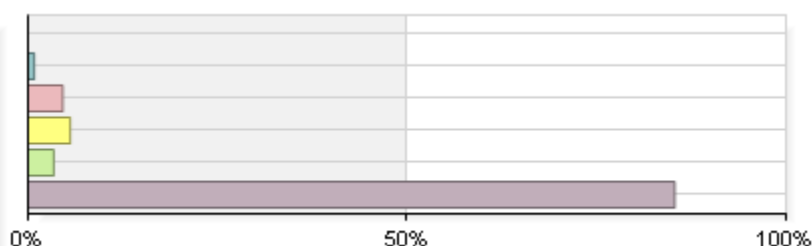
1 Very dissatisfied	9	1.78%
2 Dissatisfied	4	0.79%
3 Neither satisfied nor dissatisfied	30	5.92%
4 Satisfied	44	8.68%
5 Very satisfied	27	5.33%
6 Did not use	393	77.51%
Total	507	



Rate your level of satisfaction with the following student support services. (continued)

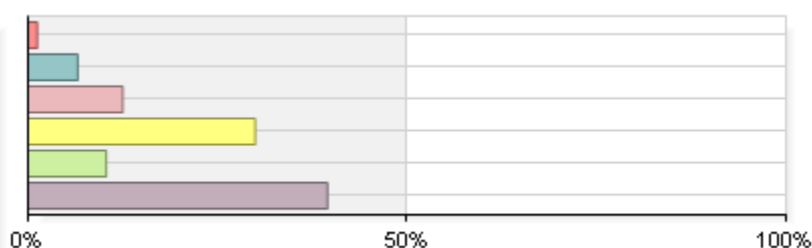
6. Disability Resource Center

1 Very dissatisfied	2	0.40%
2 Dissatisfied	4	0.79%
3 Neither satisfied nor dissatisfied	23	4.56%
4 Satisfied	28	5.56%
5 Very satisfied	17	3.37%
6 Did not use	430	85.32%
Total	504	



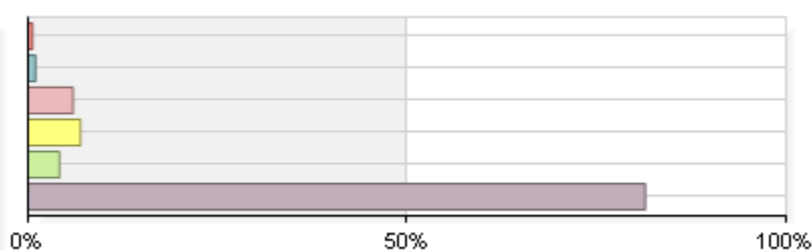
7. UofL Bookstore

1 Very dissatisfied	6	1.19%
2 Dissatisfied	33	6.55%
3 Neither satisfied nor dissatisfied	63	12.50%
4 Satisfied	151	29.96%
5 Very satisfied	52	10.32%
6 Did not use	199	39.48%
Total	504	



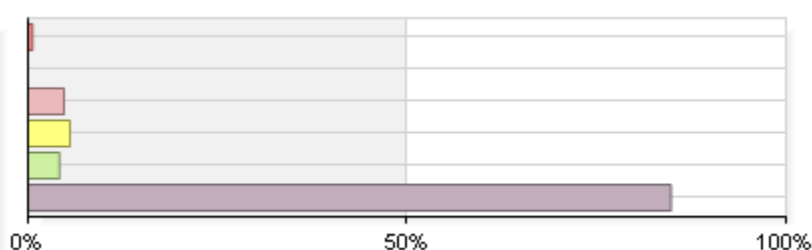
8. Off Campus Student Services

1 Very dissatisfied	3	0.59%
2 Dissatisfied	5	0.99%
3 Neither satisfied nor dissatisfied	30	5.93%
4 Satisfied	35	6.92%
5 Very satisfied	21	4.15%
6 Did not use	412	81.42%
Total	506	



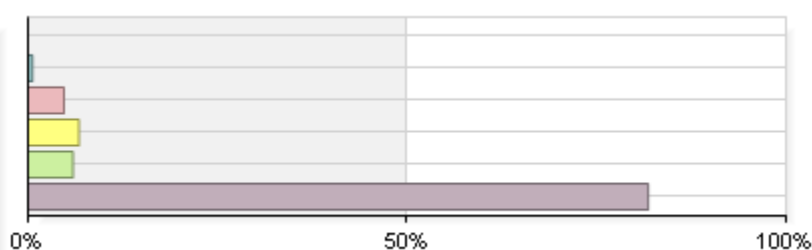
9. PEACC (Violence prevention and outreach)

1 Very dissatisfied	3	0.59%
2 Dissatisfied	1	0.20%
3 Neither satisfied nor dissatisfied	24	4.73%
4 Satisfied	28	5.52%
5 Very satisfied	21	4.14%
6 Did not use	430	84.81%
Total	507	



10. LGBT Center

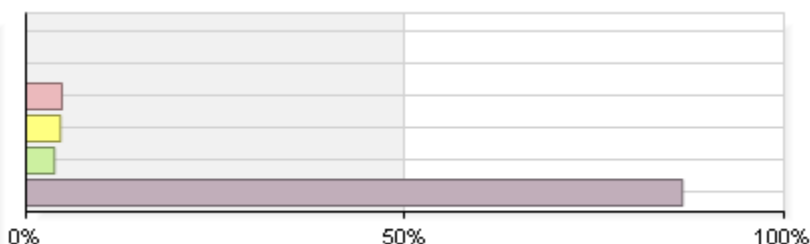
1 Very dissatisfied	1	0.20%
2 Dissatisfied	3	0.59%
3 Neither satisfied nor dissatisfied	24	4.74%
4 Satisfied	34	6.72%
5 Very satisfied	30	5.93%
6 Did not use	414	81.82%
Total	506	



Rate your level of satisfaction with the following student support services. (continued)

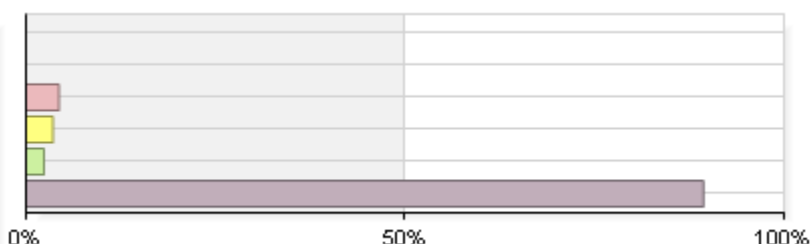
11. Women's Center

1 Very dissatisfied	1	0.20%
2 Dissatisfied	1	0.20%
3 Neither satisfied nor dissatisfied	24	4.73%
4 Satisfied	23	4.54%
5 Very satisfied	19	3.75%
6 Did not use	439	86.59%
Total	507	



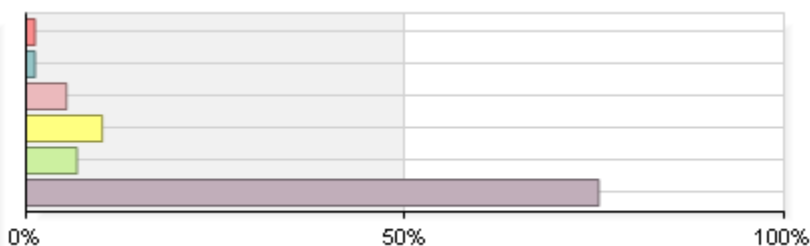
12. Women 4 Women Student Board

1 Very dissatisfied	1	0.20%
2 Dissatisfied	1	0.20%
3 Neither satisfied nor dissatisfied	22	4.33%
4 Satisfied	18	3.54%
5 Very satisfied	12	2.36%
6 Did not use	454	89.37%
Total	508	



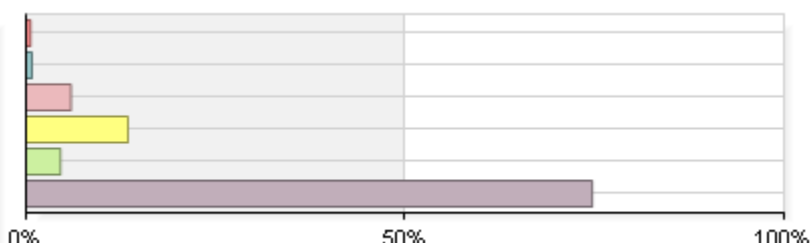
13. Community services or volunteer work

1 Very dissatisfied	6	1.18%
2 Dissatisfied	6	1.18%
3 Neither satisfied nor dissatisfied	27	5.33%
4 Satisfied	51	10.06%
5 Very satisfied	34	6.71%
6 Did not use	383	75.54%
Total	507	



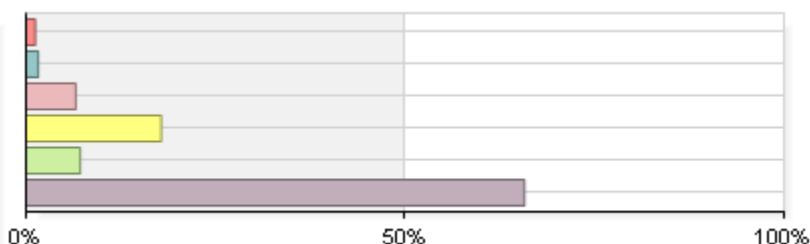
14. Student Activities Board (SAB) sponsored events

1 Very dissatisfied	3	0.59%
2 Dissatisfied	4	0.79%
3 Neither satisfied nor dissatisfied	30	5.93%
4 Satisfied	68	13.44%
5 Very satisfied	23	4.55%
6 Did not use	378	74.70%
Total	506	



15. Student groups/organizations (RSO's)

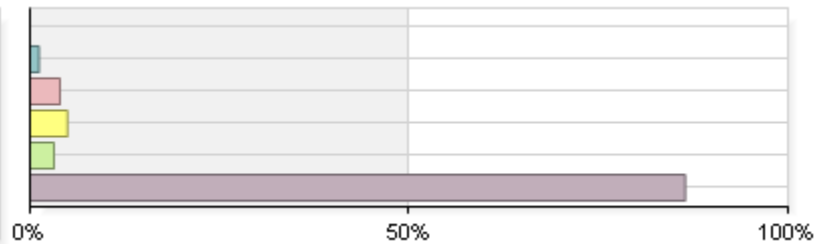
1 Very dissatisfied	6	1.19%
2 Dissatisfied	8	1.58%
3 Neither satisfied nor dissatisfied	33	6.53%
4 Satisfied	90	17.82%
5 Very satisfied	36	7.13%
6 Did not use	332	65.74%
Total	505	



Rate your level of satisfaction with the following student support services. (continued)

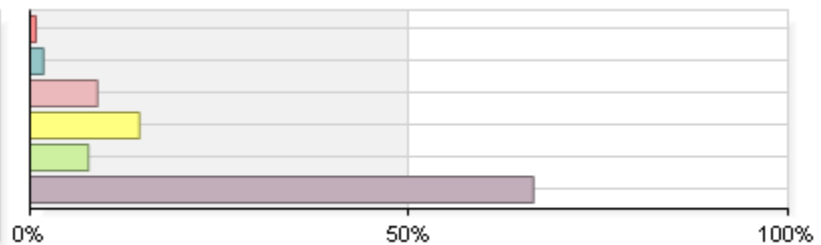
16. Military & Veteran Student Services

1 Very dissatisfied	2	0.39%
2 Dissatisfied	6	1.18%
3 Neither satisfied nor dissatisfied	20	3.94%
4 Satisfied	25	4.92%
5 Very satisfied	16	3.15%
6 Did not use	439	86.42%
Total	508	



17. Graduate Student Council (GSC)

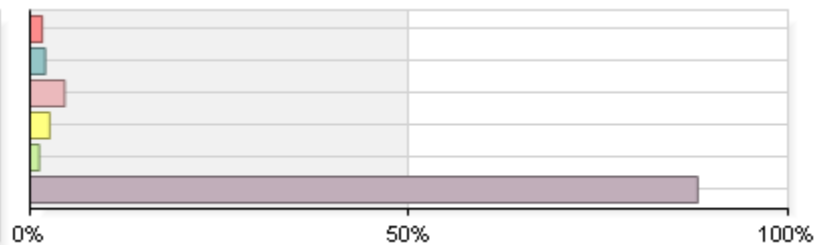
1 Very dissatisfied	4	0.79%
2 Dissatisfied	9	1.78%
3 Neither satisfied nor dissatisfied	45	8.89%
4 Satisfied	73	14.43%
5 Very satisfied	39	7.71%
6 Did not use	336	66.40%
Total	506	



Rate your level of satisfaction with the following housing properties:

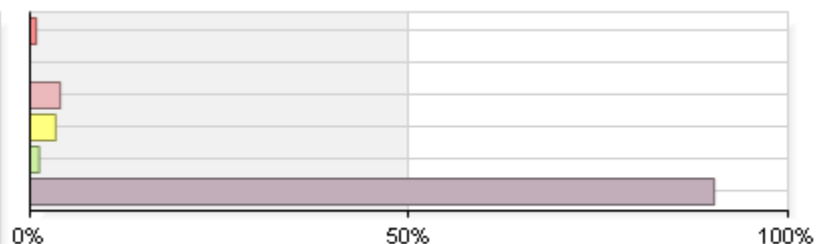
1. Residence Halls (UTA, etc.)

1 Very dissatisfied	8	1.59%
2 Dissatisfied	10	1.99%
3 Neither satisfied nor dissatisfied	23	4.57%
4 Satisfied	13	2.58%
5 Very satisfied	6	1.19%
6 Did not use	443	88.07%
Total	503	



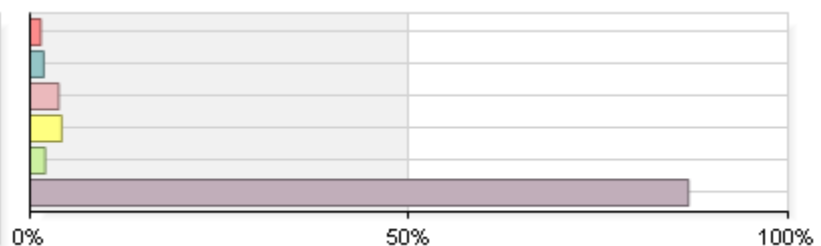
2. On-campus affiliates (Bettie-Johnson, Kurz, Community Park, Billy Minardi)

1 Very dissatisfied	4	0.80%
2 Dissatisfied	2	0.40%
3 Neither satisfied nor dissatisfied	20	3.98%
4 Satisfied	17	3.39%
5 Very satisfied	6	1.20%
6 Did not use	453	90.24%
Total	502	



3. Off-campus affiliates (Cardinal Towne, Province, Bellamy, Retreat, Arch)

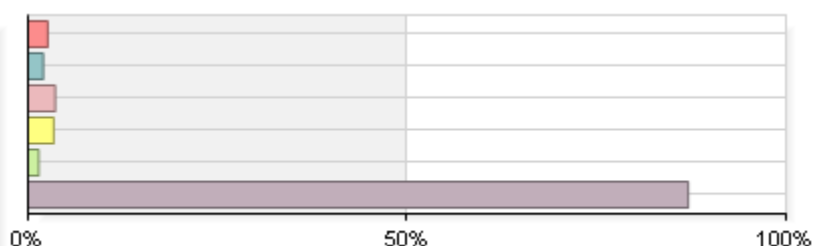
1 Very dissatisfied	7	1.39%
2 Dissatisfied	9	1.79%
3 Neither satisfied nor dissatisfied	19	3.78%
4 Satisfied	21	4.18%
5 Very satisfied	10	1.99%
6 Did not use	436	86.85%
Total	502	



Rate your level of satisfaction with the following housing properties: (continued)

4. Off-campus non-affiliates (Clubhouse, Cardinal Village, University Park Apartments)

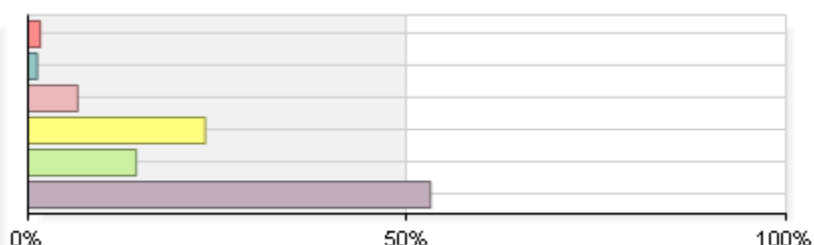
1 Very dissatisfied	13	2.58%
2 Dissatisfied	10	1.99%
3 Neither satisfied nor dissatisfied	18	3.58%
4 Satisfied	17	3.38%
5 Very satisfied	7	1.39%
6 Did not use	438	87.08%
Total	503	



Rate your level of satisfaction with the following student services.

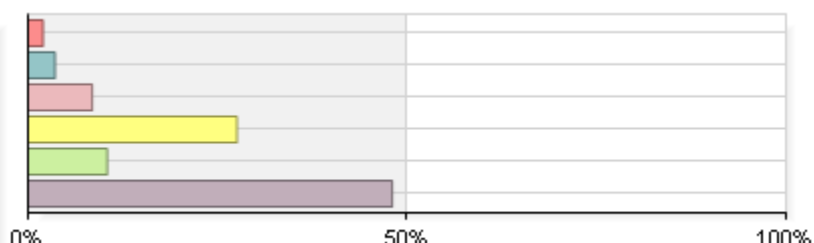
1. Health Services

1 Very dissatisfied	8	1.58%
2 Dissatisfied	6	1.19%
3 Neither satisfied nor dissatisfied	33	6.53%
4 Satisfied	118	23.37%
5 Very satisfied	72	14.26%
6 Did not use	268	53.07%
Total	505	



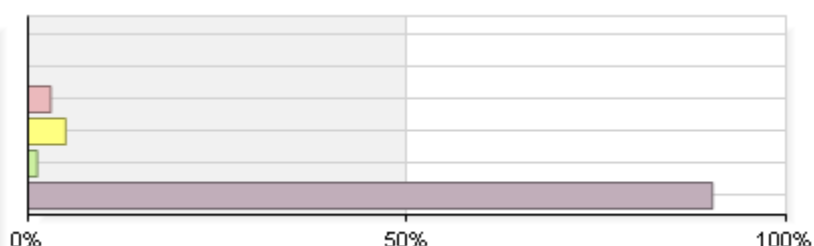
2. Campus Security

1 Very dissatisfied	10	1.97%
2 Dissatisfied	18	3.54%
3 Neither satisfied nor dissatisfied	43	8.46%
4 Satisfied	140	27.56%
5 Very satisfied	53	10.43%
6 Did not use	244	48.03%
Total	508	



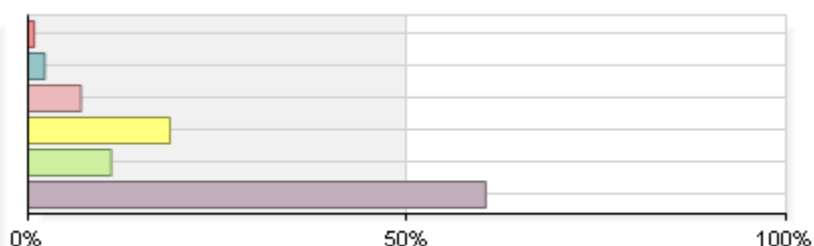
3. Child care services (Early Learning Campus)

1 Very dissatisfied	2	0.40%
2 Dissatisfied	1	0.20%
3 Neither satisfied nor dissatisfied	15	2.97%
4 Satisfied	25	4.95%
5 Very satisfied	6	1.19%
6 Did not use	456	90.30%
Total	505	



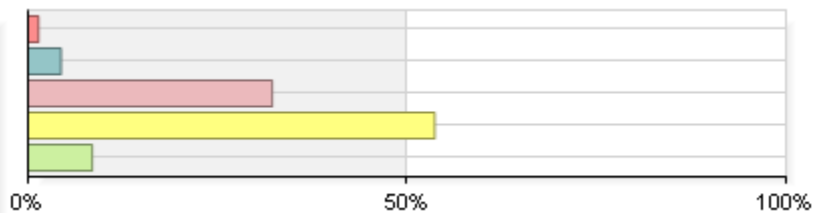
4. On-campus transportation (shuttles)

1 Very dissatisfied	4	0.80%
2 Dissatisfied	11	2.19%
3 Neither satisfied nor dissatisfied	35	6.97%
4 Satisfied	94	18.73%
5 Very satisfied	55	10.96%
6 Did not use	303	60.36%
Total	502	



Please rate your overall satisfaction with support services at UofL.

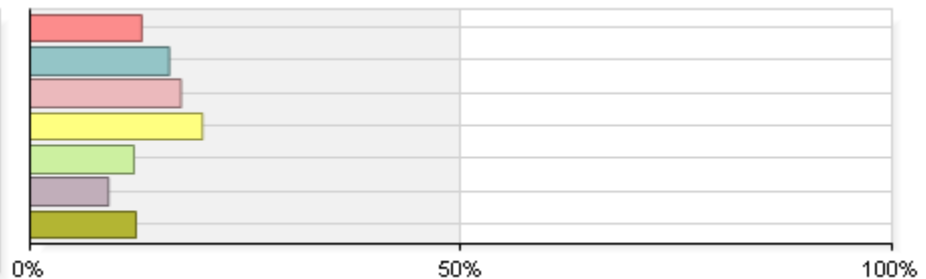
1 Very dissatisfied	7	1.38%
2 Dissatisfied	22	4.32%
3 Neither dissatisfied nor satisfied	164	32.22%
4 Satisfied	273	53.63%
5 Very satisfied	43	8.45%
Total	509	



Over the past twelve months, about how many papers, reports or other writing tasks of the following lengths have you been assigned (include those not yet completed).

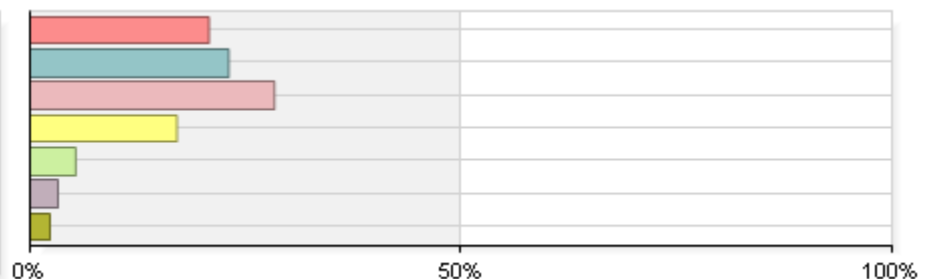
1. Up to 5 pages

1 None	57	12.95%
2 1-2	71	16.14%
3 3-5	77	17.50%
4 6-10	88	20.00%
5 11-15	53	12.05%
6 16-20	40	9.09%
7 More than 20 papers	54	12.27%
Total	440	



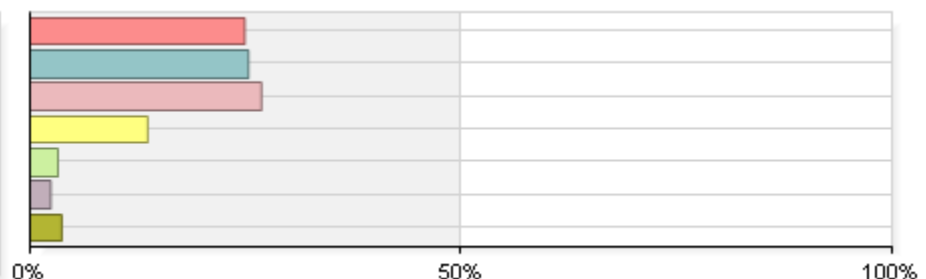
2. Between 6 and 10 pages

1 None	90	20.74%
2 1-2	100	23.04%
3 3-5	123	28.34%
4 6-10	74	17.05%
5 11-15	23	5.30%
6 16-20	14	3.23%
7 More than 20 papers	10	2.30%
Total	434	



3. 11 pages or more

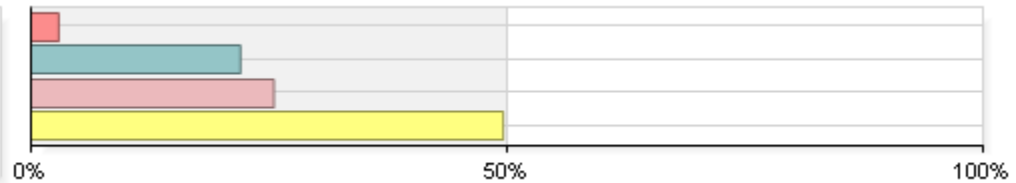
1 None	115	24.89%
2 1-2	117	25.32%
3 3-5	124	26.84%
4 6-10	63	13.64%
5 11-15	15	3.25%
6 16-20	11	2.38%
7 More than 20 papers	17	3.68%
Total	462	



Over the past twelve months, about how often have you done the following?

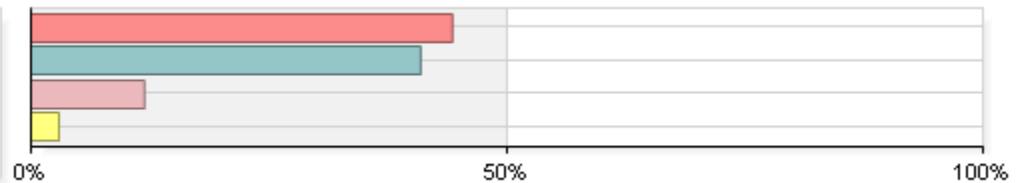
1. Asked questions or contributed to course discussion in other ways

1 Never	14	2.90%
2 Sometimes	106	21.99%
3 Often	123	25.52%
4 Very often	239	49.59%
Total	482	



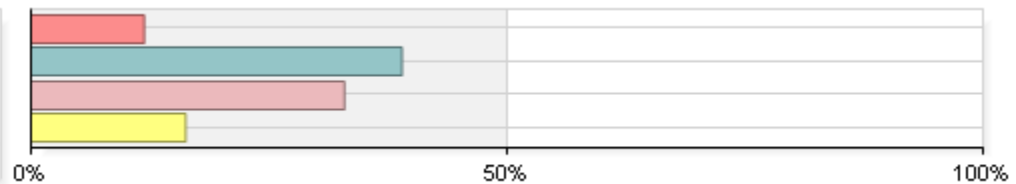
2. Come to class WITHOUT completing readings or assignments

1 Never	212	44.26%
2 Sometimes	196	40.92%
3 Often	57	11.90%
4 Very often	14	2.92%
Total	479	



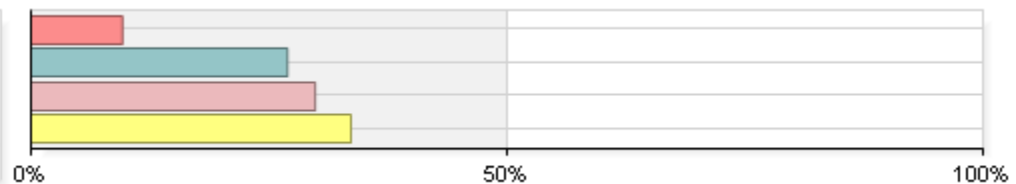
3. Given a course presentation

1 Never	57	11.88%
2 Sometimes	187	38.96%
3 Often	158	32.92%
4 Very often	78	16.25%
Total	480	



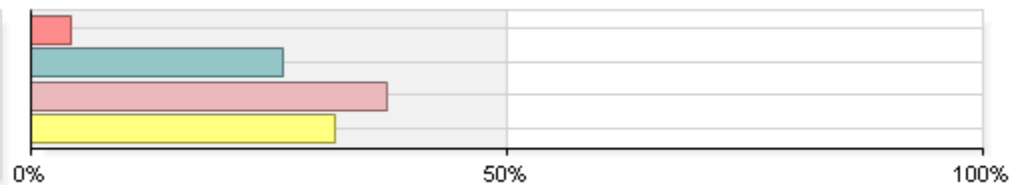
4. Connected your learning to societal problems or issues

1 Never	46	9.60%
2 Sometimes	129	26.93%
3 Often	143	29.85%
4 Very often	161	33.61%
Total	479	



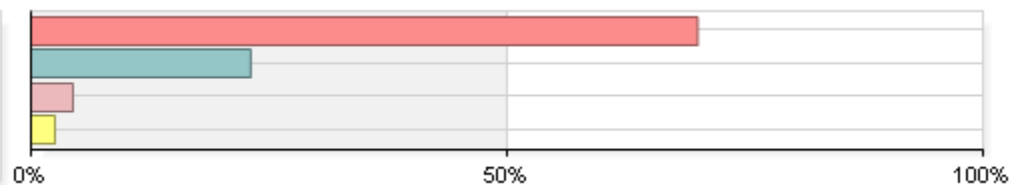
5. Examined the strengths and weaknesses of your own views on a topic or issue

1 Never	20	4.20%
2 Sometimes	126	26.47%
3 Often	178	37.39%
4 Very often	152	31.93%
Total	476	



6. Observed student dishonesty when completing assignments or exams

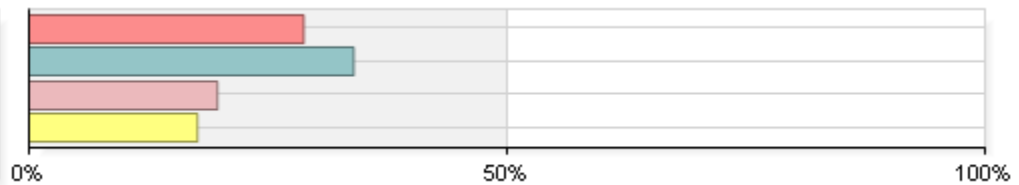
1 Never	334	70.02%
2 Sometimes	110	23.06%
3 Often	21	4.40%
4 Very often	12	2.52%
Total	477	



Over the past twelve months, how much has your coursework emphasized the following?

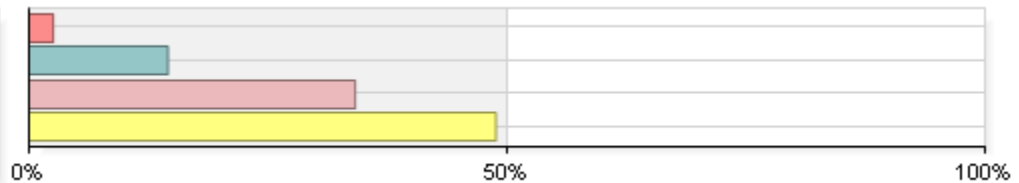
1. Memorizing course material

1 Very little	137	28.72%
2 Some	162	33.96%
3 Quite a bit	94	19.71%
4 Very much	84	17.61%
Total	477	



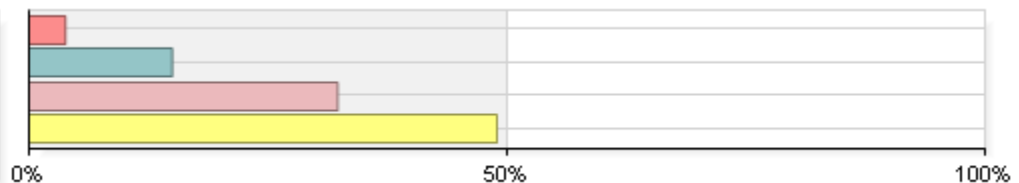
2. Applying facts, theories, or methods to practical problems or new situations

1 Very little	12	2.53%
2 Some	69	14.53%
3 Quite a bit	162	34.11%
4 Very much	232	48.84%
Total	475	



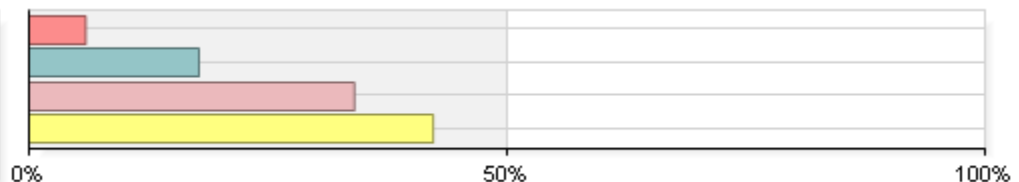
3. Analyzing an idea, experience, or line of reasoning in-depth by examining its parts

1 Very little	18	3.80%
2 Some	71	14.98%
3 Quite a bit	153	32.28%
4 Very much	232	48.95%
Total	474	



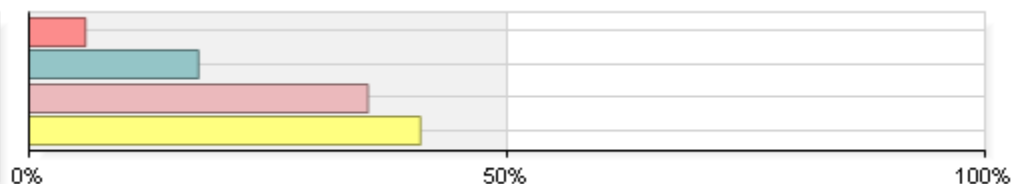
4. Evaluating a point of view, decision, or information source

1 Very little	28	5.92%
2 Some	84	17.76%
3 Quite a bit	161	34.04%
4 Very much	200	42.28%
Total	473	



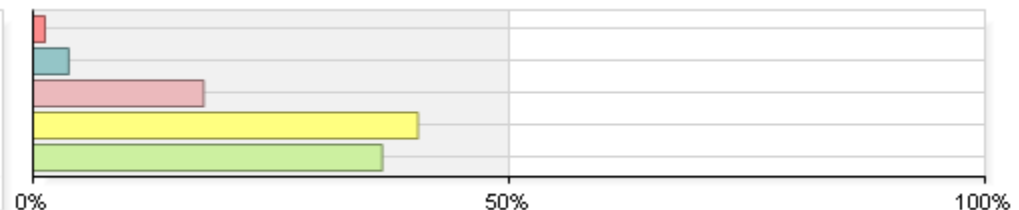
5. Forming a new idea or understanding from various pieces of information

1 Very little	28	5.91%
2 Some	84	17.72%
3 Quite a bit	168	35.44%
4 Very much	194	40.93%
Total	474	



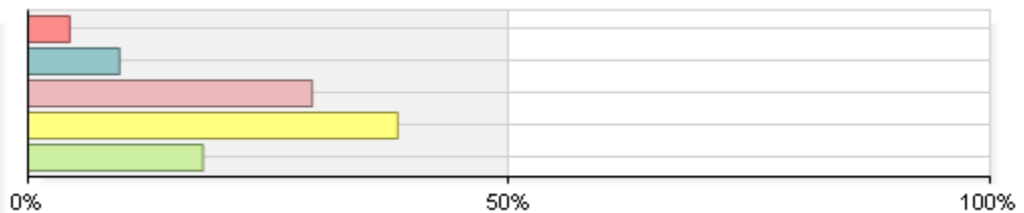
Over the past twelve months, to what extent have your courses challenged you to do your best work?

1 Never	6	1.25%
2 Rarely	18	3.75%
3 Sometimes	86	17.92%
4 Often	194	40.42%
5 Always	176	36.67%
Total	480	



Overall impression of academic standards at UofL.

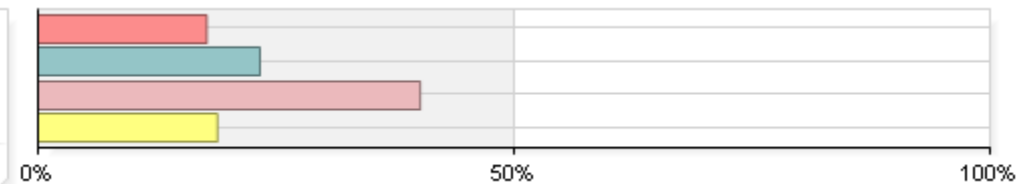
1 Poor	21	4.34%
2 Fair	46	9.50%
3 Good	143	29.55%
4 Very good	186	38.43%
5 Excellent	88	18.18%
Total	484	



During the past twelve months, about how often have you done the following?

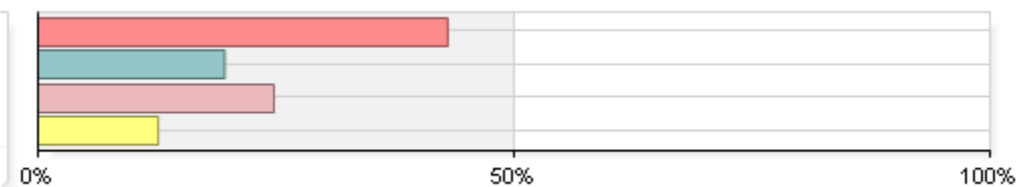
1. Talked about career plans with a faculty member

1 Never	79	17.71%
2 Rarely	104	23.32%
3 Sometimes	179	40.13%
4 Often	84	18.83%
Total	446	



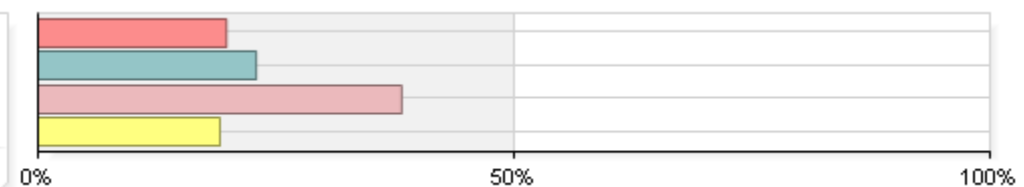
2. Worked with a faculty member on activities other than coursework (committees, student groups, etc.)

1 Never	191	43.02%
2 Rarely	87	19.59%
3 Sometimes	110	24.77%
4 Often	56	12.61%
Total	444	



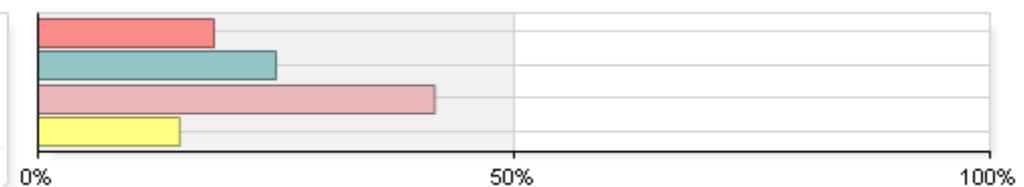
3. Discussed course topics, ideas, or concepts with a faculty member outside of class

1 Never	88	19.78%
2 Rarely	102	22.92%
3 Sometimes	170	38.20%
4 Often	85	19.10%
Total	445	



4. Discussed your academic performance with a faculty member

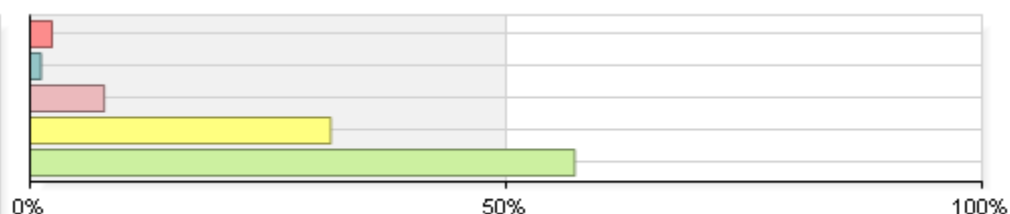
1 Never	82	18.47%
2 Rarely	111	25.00%
3 Sometimes	185	41.67%
4 Often	66	14.86%
Total	444	



During the past twelve months, about how often have your professors done the following?

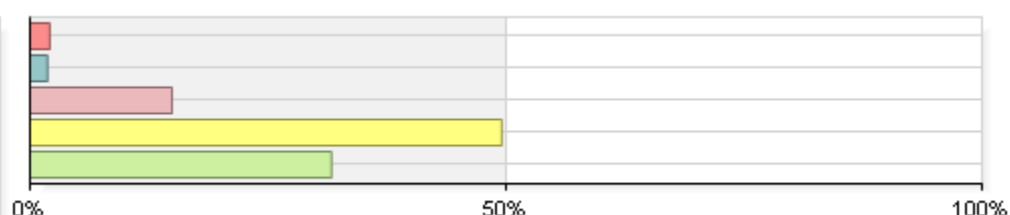
1. Provided syllabi that clearly explained course goals and requirements

1 Never	10	2.29%
2 Rarely	5	1.14%
3 Sometimes	34	7.78%
4 Often	138	31.58%
5 Always	250	57.21%
Total	437	



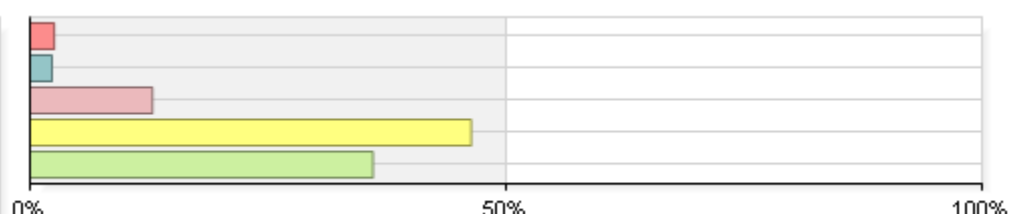
2. Taught course sessions in an organized way

1 Never	9	2.06%
2 Rarely	8	1.83%
3 Sometimes	65	14.91%
4 Often	216	49.54%
5 Always	138	31.65%
Total	436	



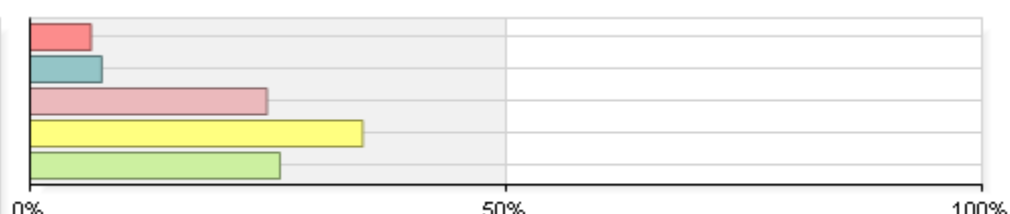
3. Used examples or illustrations to explain difficult points

1 Never	11	2.52%
2 Rarely	10	2.29%
3 Sometimes	56	12.84%
4 Often	202	46.33%
5 Always	157	36.01%
Total	436	



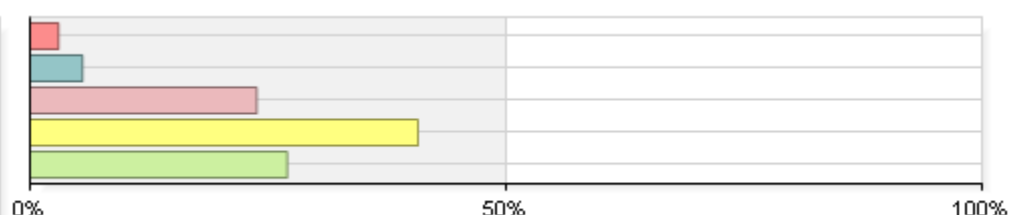
4. Provided feedback on a draft or work in progress

1 Never	28	6.39%
2 Rarely	33	7.53%
3 Sometimes	109	24.89%
4 Often	153	34.93%
5 Always	115	26.26%
Total	438	



5. Provided prompt and detailed feedback on tests or completed assignments

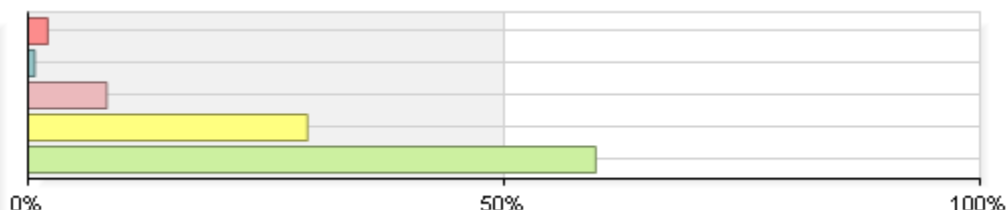
1 Never	13	2.97%
2 Rarely	24	5.49%
3 Sometimes	104	23.80%
4 Often	178	40.73%
5 Always	118	27.00%
Total	437	



During the past twelve months, about how often have your professors done the following? (continued)

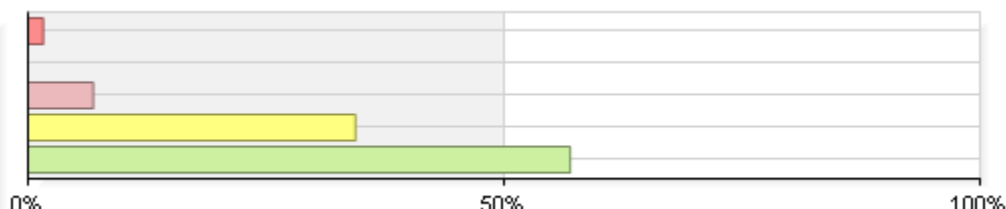
6. Provided opportunities to ask questions in class

1 Never	9	2.06%
2 Rarely	3	0.69%
3 Sometimes	36	8.26%
4 Often	128	29.36%
5 Always	260	59.63%
Total	436	



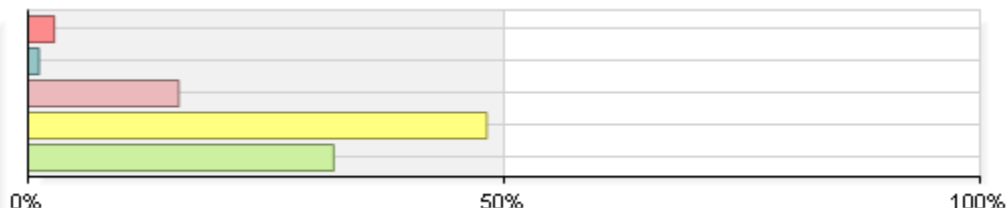
7. Displayed knowledge and skills regarding the subject matter

1 Never	7	1.59%
2 Rarely	1	0.23%
3 Sometimes	30	6.83%
4 Often	151	34.40%
5 Always	250	56.95%
Total	439	



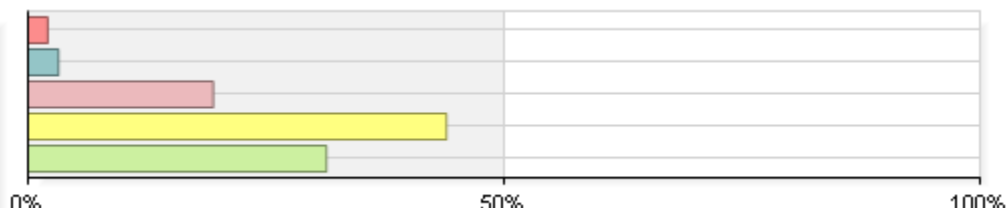
8. Communicated course material effectively

1 Never	12	2.75%
2 Rarely	5	1.15%
3 Sometimes	69	15.83%
4 Often	210	48.17%
5 Always	140	32.11%
Total	436	



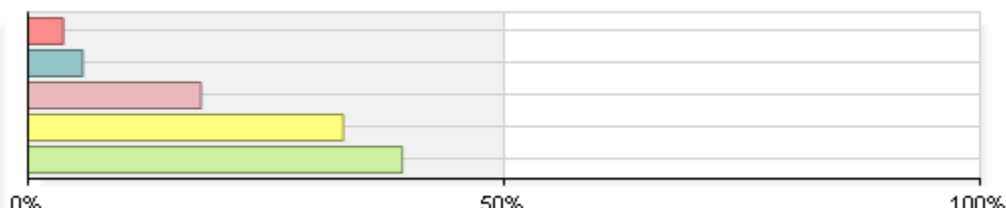
9. Demonstrated excellence in teaching

1 Never	9	2.06%
2 Rarely	14	3.20%
3 Sometimes	85	19.45%
4 Often	192	43.94%
5 Always	137	31.35%
Total	437	



10. Demonstrated commitment to diversity

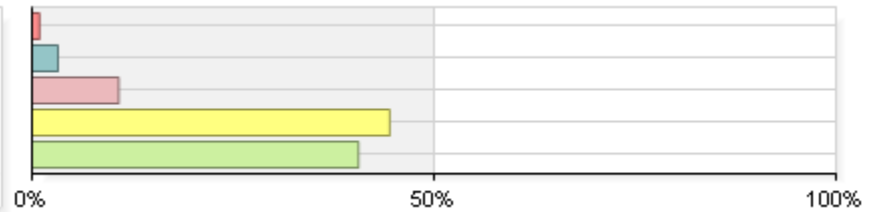
1 Never	16	3.68%
2 Rarely	25	5.75%
3 Sometimes	79	18.16%
4 Often	144	33.10%
5 Always	171	39.31%
Total	435	



Please indicate to what extent you agree with the following statements with respect to your professors over the past twelve months.

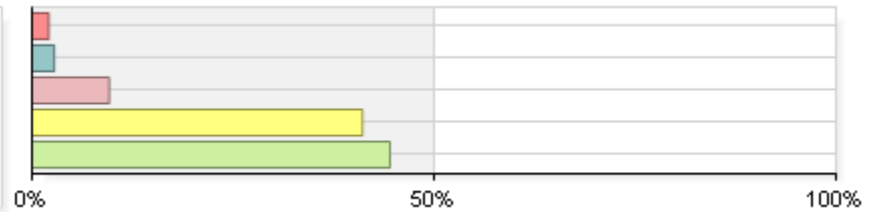
1. Developed opportunities for you to learn cooperatively with fellow students

1 Strongly disagree	4	0.92%
2 Disagree	14	3.21%
3 Neither agree nor disagree	47	10.78%
4 Agree	194	44.50%
5 Strongly agree	177	40.60%
Total	436	



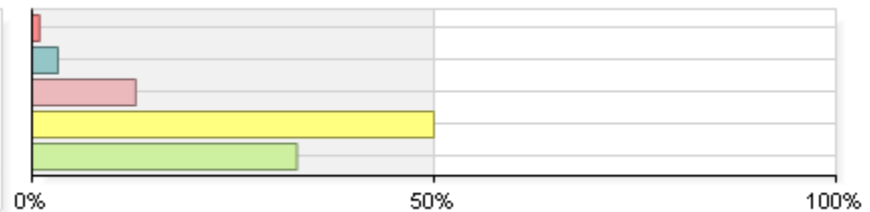
2. Encouraged you to be an actively involved learner

1 Strongly disagree	9	2.05%
2 Disagree	12	2.74%
3 Neither agree nor disagree	42	9.59%
4 Agree	180	41.10%
5 Strongly agree	195	44.52%
Total	438	



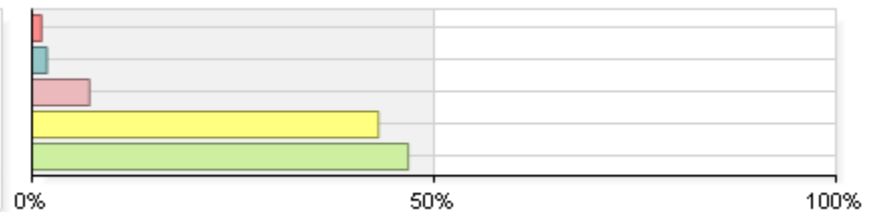
3. Prepared carefully to teach their classes

1 Strongly disagree	4	0.92%
2 Disagree	14	3.23%
3 Neither agree nor disagree	56	12.90%
4 Agree	217	50.00%
5 Strongly agree	143	32.95%
Total	434	



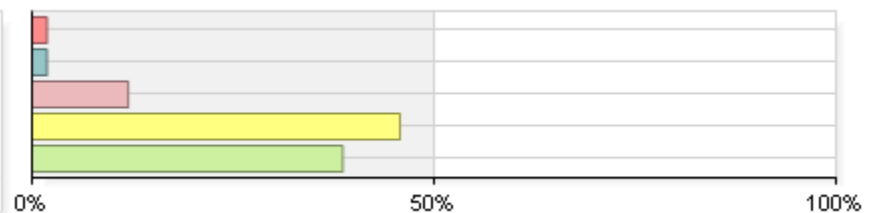
4. Treated students with respect

1 Strongly disagree	5	1.15%
2 Disagree	8	1.84%
3 Neither agree nor disagree	31	7.14%
4 Agree	187	43.09%
5 Strongly agree	203	46.77%
Total	434	



5. Graded appropriately/fairly

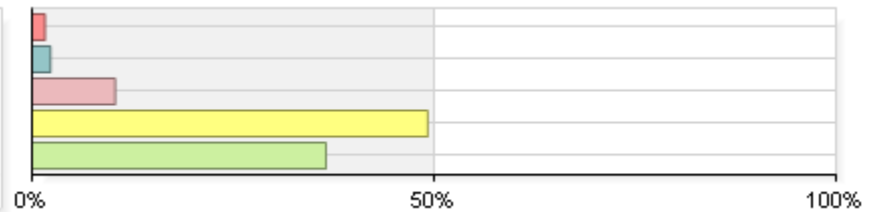
1 Strongly disagree	8	1.84%
2 Disagree	8	1.84%
3 Neither agree nor disagree	52	11.95%
4 Agree	199	45.75%
5 Strongly agree	168	38.62%
Total	435	



Please indicate to what extent you agree with the following statements with respect to your professors over the past twelve months. (continued)

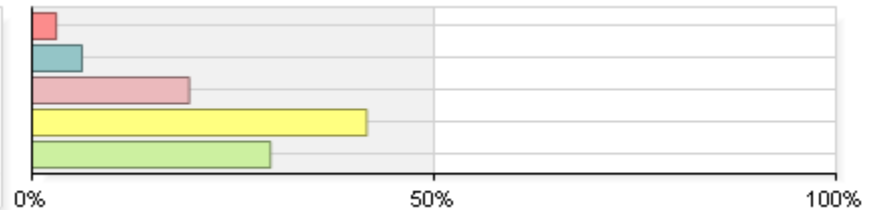
6. Available to help outside of class

1 Strongly disagree	7	1.61%
2 Disagree	10	2.30%
3 Neither agree nor disagree	45	10.34%
4 Agree	214	49.20%
5 Strongly agree	159	36.55%
Total	435	



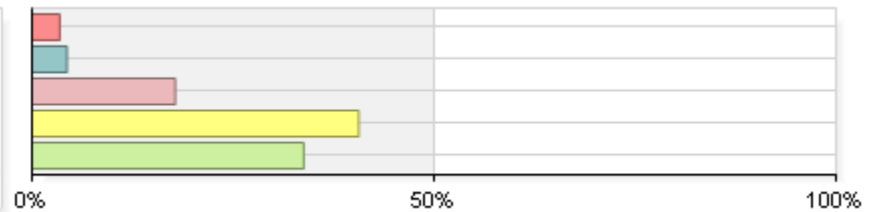
7. Provided feedback on your academic work outside of class time

1 Strongly disagree	13	2.99%
2 Disagree	27	6.21%
3 Neither agree nor disagree	85	19.54%
4 Agree	181	41.61%
5 Strongly agree	129	29.66%
Total	435	



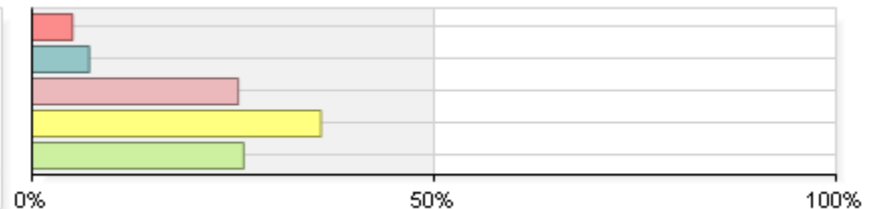
8. Showed interest in your academic progress

1 Strongly disagree	15	3.42%
2 Disagree	19	4.34%
3 Neither agree nor disagree	78	17.81%
4 Agree	178	40.64%
5 Strongly agree	148	33.79%
Total	438	



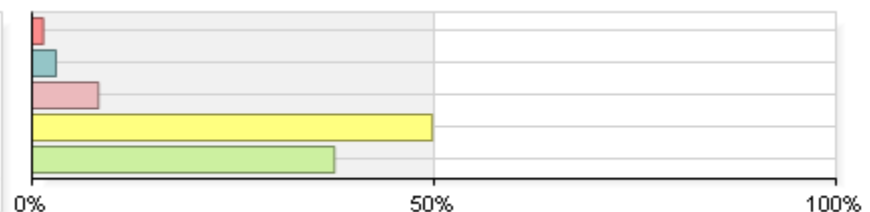
9. Provided emotional support and encouragement

1 Strongly disagree	22	5.03%
2 Disagree	31	7.09%
3 Neither agree nor disagree	112	25.63%
4 Agree	157	35.93%
5 Strongly agree	115	26.32%
Total	437	



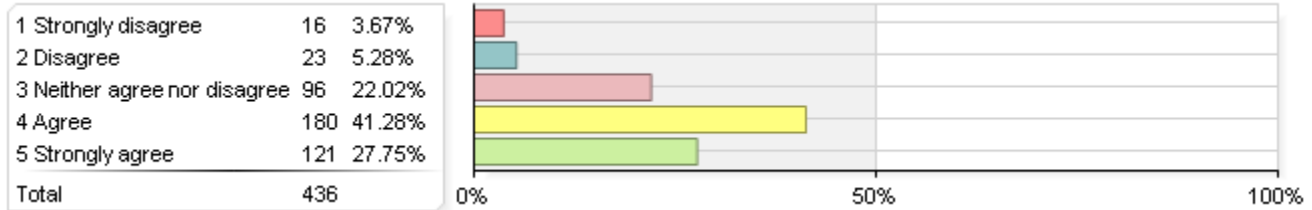
10. Provided intellectual challenge and stimulation

1 Strongly disagree	6	1.38%
2 Disagree	13	2.98%
3 Neither agree nor disagree	36	8.26%
4 Agree	217	49.77%
5 Strongly agree	164	37.61%
Total	436	

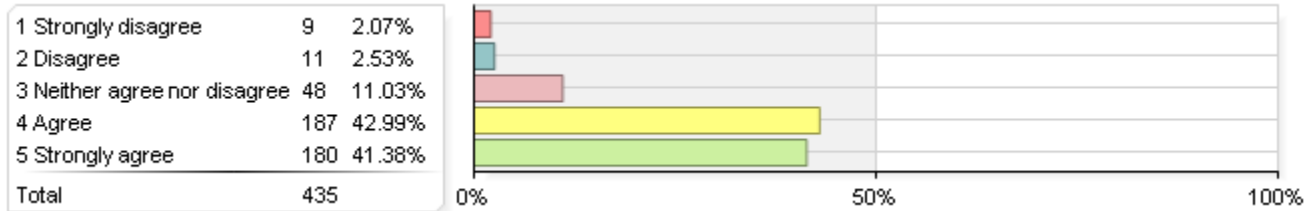


Please indicate to what extent you agree with the following statements with respect to your professors over the past twelve months. (continued)

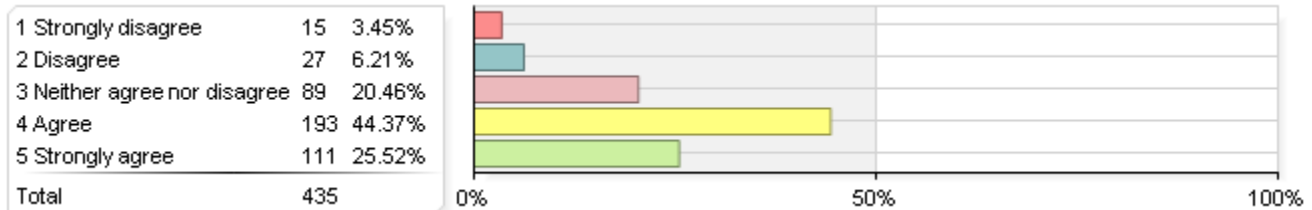
11. Helped you achieve your professional goals



12. Encouraged your ability to learn on your own



13. Used innovative technology to facilitate learning



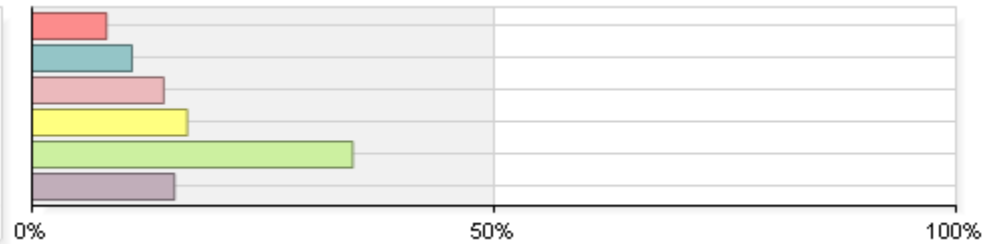
Overall impression of the faculty.



Please rate the quality of your experience with your faculty advisor or faculty mentor in your program.

1. Overall impression of advising services

1 Poor	35	8.05%
2 Fair	47	10.80%
3 Good	62	14.25%
4 Very good	73	16.78%
5 Excellent	151	34.71%
6 Not applicable	67	15.40%
Total	435	



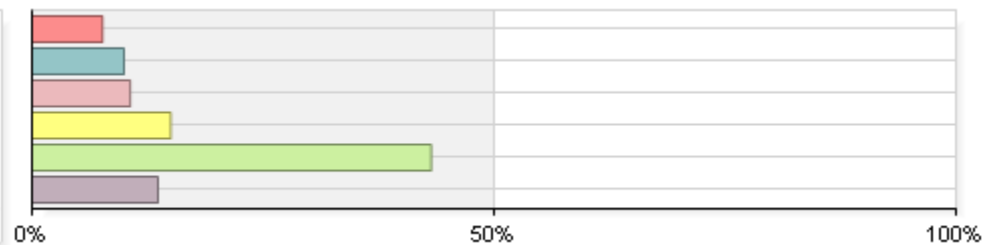
2. Helpfulness of advisor

1 Poor	40	9.22%
2 Fair	37	8.53%
3 Good	62	14.29%
4 Very good	75	17.28%
5 Excellent	162	37.33%
6 Not applicable	58	13.36%
Total	434	



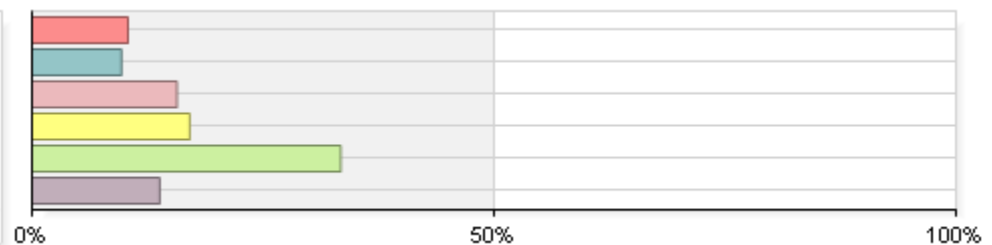
3. Approachability of advisor

1 Poor	33	7.62%
2 Fair	43	9.93%
3 Good	46	10.62%
4 Very good	65	15.01%
5 Excellent	187	43.19%
6 Not applicable	59	13.63%
Total	433	



4. Sufficient time with advisor

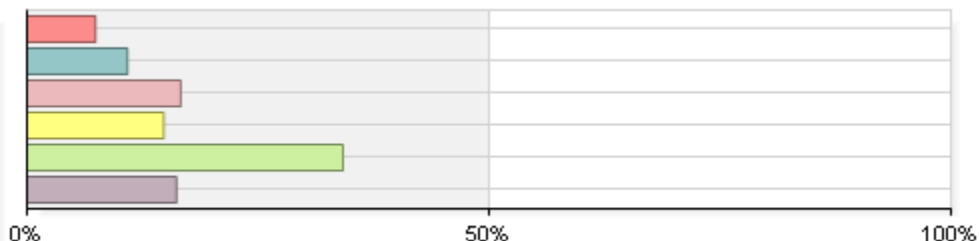
1 Poor	45	10.37%
2 Fair	42	9.68%
3 Good	68	15.67%
4 Very good	74	17.05%
5 Excellent	145	33.41%
6 Not applicable	60	13.82%
Total	434	



Please rate the quality of your experience with your faculty advisor or faculty mentor in your program. (continued)

5. Advisor provided information about degree requirements and course sequencing

1 Poor	32	7.39%
2 Fair	47	10.85%
3 Good	72	16.63%
4 Very good	64	14.78%
5 Excellent	148	34.18%
6 Not applicable	70	16.17%
Total	433	



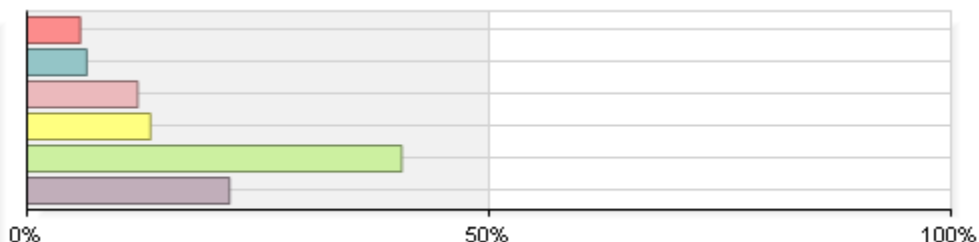
6. Knowledge of campus policies and procedures

1 Poor	36	8.33%
2 Fair	37	8.56%
3 Good	59	13.66%
4 Very good	79	18.29%
5 Excellent	128	29.63%
6 Not applicable	93	21.53%
Total	432	



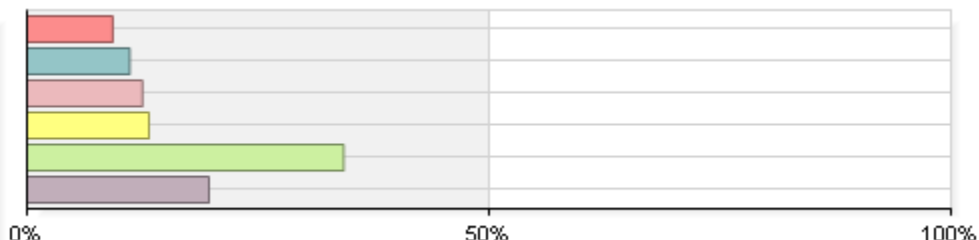
7. Ability to schedule appointment within two weeks

1 Poor	25	5.76%
2 Fair	28	6.45%
3 Good	52	11.98%
4 Very good	58	13.36%
5 Excellent	176	40.55%
6 Not applicable	95	21.89%
Total	434	



8. Guidance about profession/career

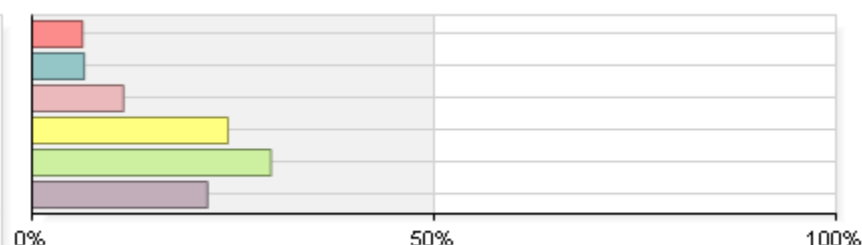
1 Poor	40	9.26%
2 Fair	48	11.11%
3 Good	54	12.50%
4 Very good	57	13.19%
5 Excellent	148	34.26%
6 Not applicable	85	19.68%
Total	432	



To what extent do you agree with the following statements about your faculty advisor or mentor?

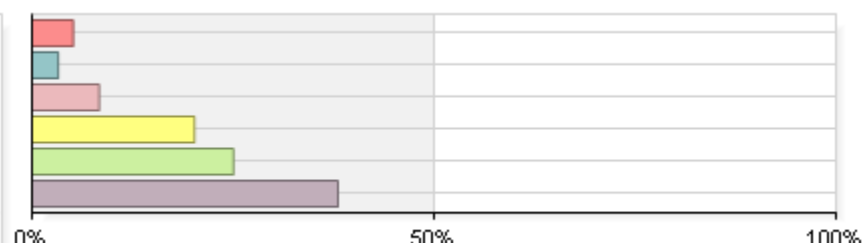
1. Reviewed your academic record prior to giving advice

1 Strongly disagree	27	6.26%
2 Disagree	28	6.50%
3 Neither agree nor disagree	49	11.37%
4 Agree	105	24.36%
5 Strongly agree	128	29.70%
6 Not applicable	94	21.81%
Total	431	



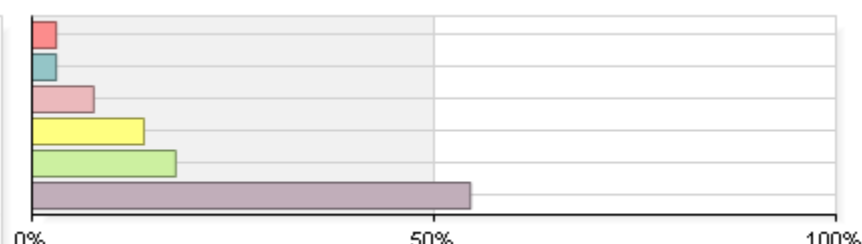
2. Provided appropriate research project(s)

1 Strongly disagree	22	5.10%
2 Disagree	14	3.25%
3 Neither agree nor disagree	36	8.35%
4 Agree	87	20.19%
5 Strongly agree	108	25.06%
6 Not applicable	164	38.05%
Total	431	



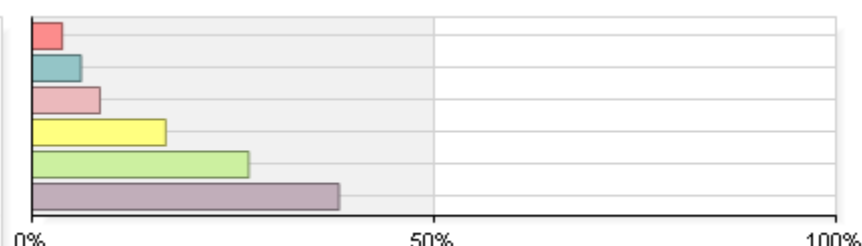
3. Provided adequate laboratory resources

1 Strongly disagree	13	3.02%
2 Disagree	13	3.02%
3 Neither agree nor disagree	33	7.66%
4 Agree	60	13.92%
5 Strongly agree	77	17.87%
6 Not applicable	235	54.52%
Total	431	



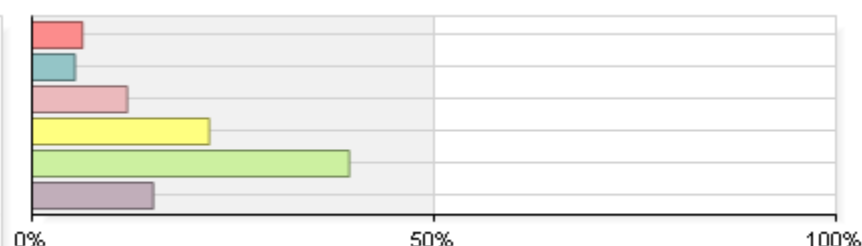
4. Encouraged you to publish/present your work in appropriate public forums

1 Strongly disagree	16	3.75%
2 Disagree	26	6.09%
3 Neither agree nor disagree	36	8.43%
4 Agree	71	16.63%
5 Strongly agree	115	26.93%
6 Not applicable	163	38.17%
Total	427	



5. Is someone you would recommend to other students

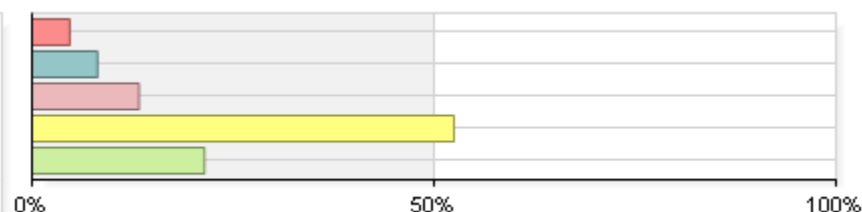
1 Strongly disagree	27	6.26%
2 Disagree	23	5.34%
3 Neither agree nor disagree	51	11.83%
4 Agree	95	22.04%
5 Strongly agree	170	39.44%
6 Not applicable	65	15.08%
Total	431	



To what extent do you agree with the following in reference to your academic program?

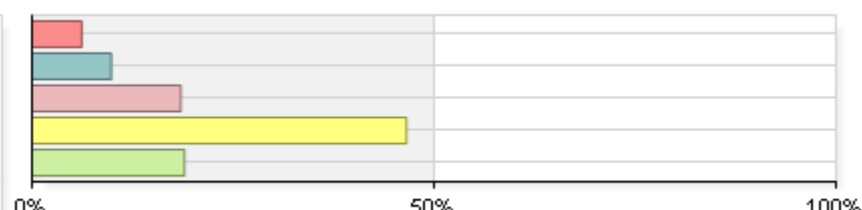
1. Offers courses with adequate frequency/time to complete your program as planned

1 Strongly disagree	19	4.68%
2 Disagree	33	8.13%
3 Neither agree nor disagree	54	13.30%
4 Agree	213	52.46%
5 Strongly agree	87	21.43%
Total	406	



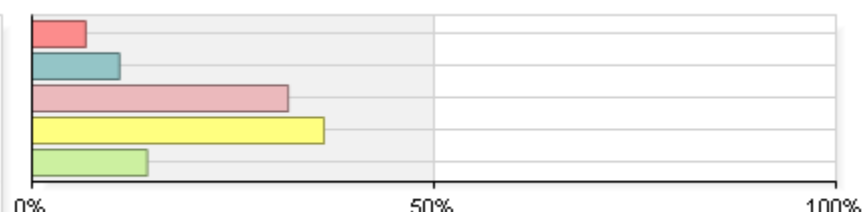
2. Provides adequate career preparation and guidance

1 Strongly disagree	25	6.16%
2 Disagree	40	9.85%
3 Neither agree nor disagree	75	18.47%
4 Agree	189	46.55%
5 Strongly agree	77	18.97%
Total	406	



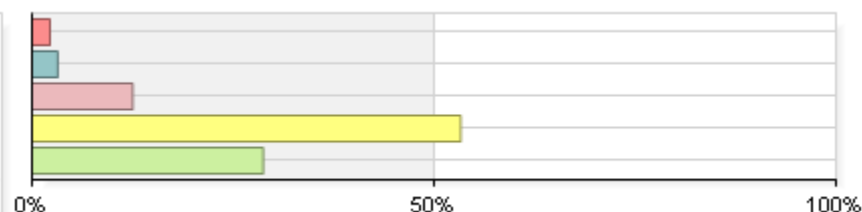
3. Actively helps you find appropriate employment or pursue further study

1 Strongly disagree	27	6.67%
2 Disagree	44	10.86%
3 Neither agree nor disagree	129	31.85%
4 Agree	147	36.30%
5 Strongly agree	58	14.32%
Total	405	



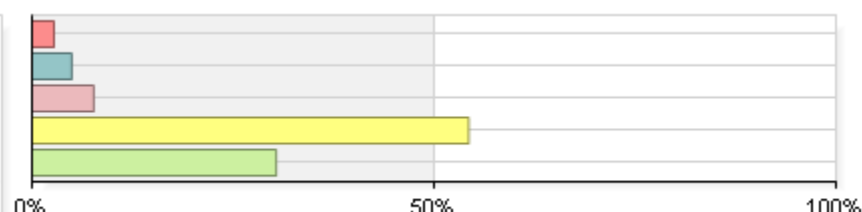
4. Maintains strong academic standards

1 Strongly disagree	9	2.21%
2 Disagree	13	3.19%
3 Neither agree nor disagree	51	12.53%
4 Agree	217	53.32%
5 Strongly agree	117	28.75%
Total	407	



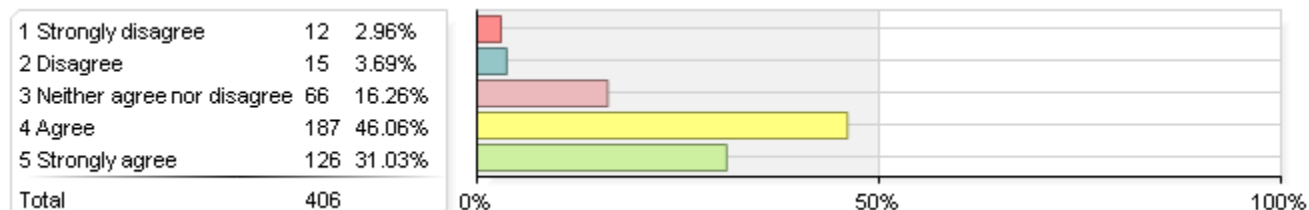
5. Characterized by mutual respect between students and professors

1 Strongly disagree	11	2.72%
2 Disagree	20	4.94%
3 Neither agree nor disagree	31	7.65%
4 Agree	220	54.32%
5 Strongly agree	123	30.37%
Total	405	

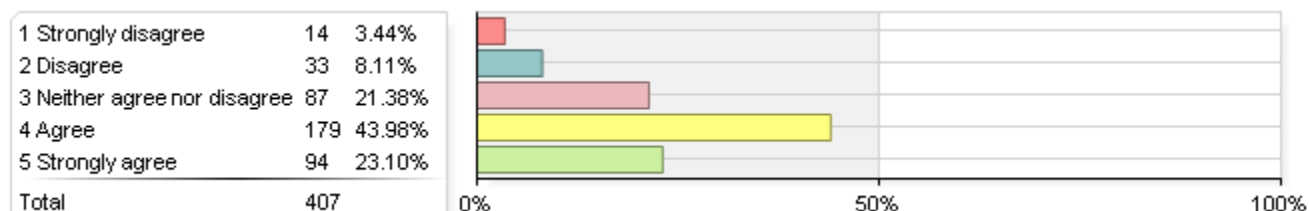


To what extent do you agree with the following in reference to your academic program? (continued)

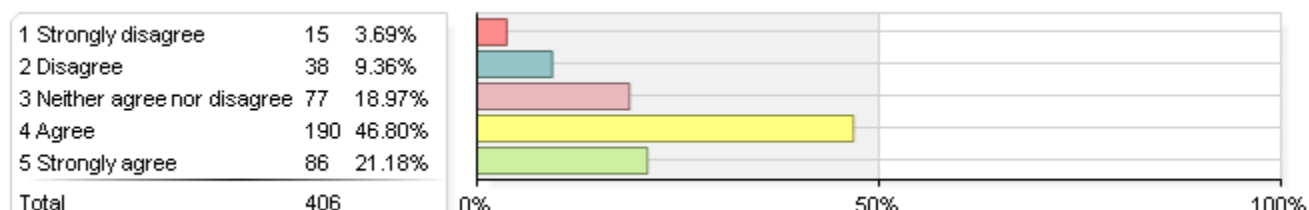
6. Teaches and affirms diversity, equity and social justice



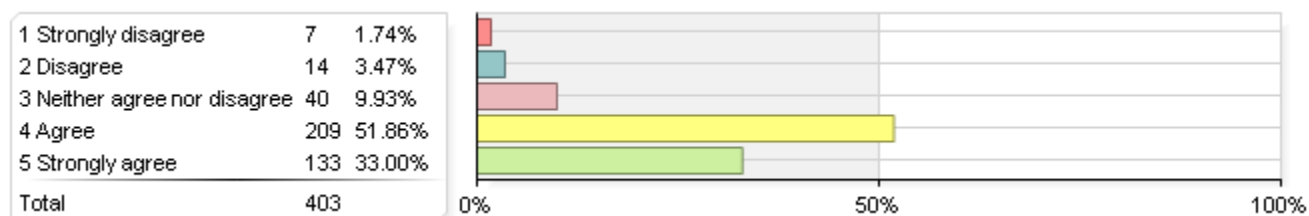
7. Provides adequate opportunities for program-related fieldwork/internship/practicum experiences



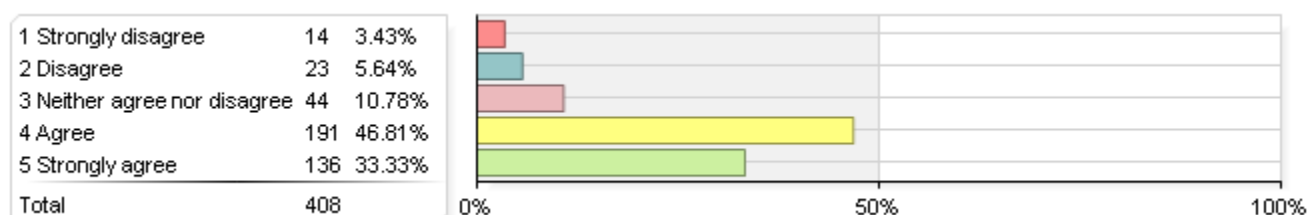
8. Provides opportunities to learn about and apply technologies that you are likely to encounter as a professional



9. Provides exposure to current issues and topics in the field



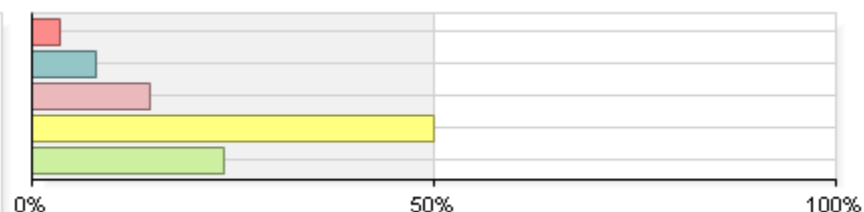
10. Would recommend my academic program to other students



To what extent do you agree with the following in reference to the learning outcomes for your academic program:

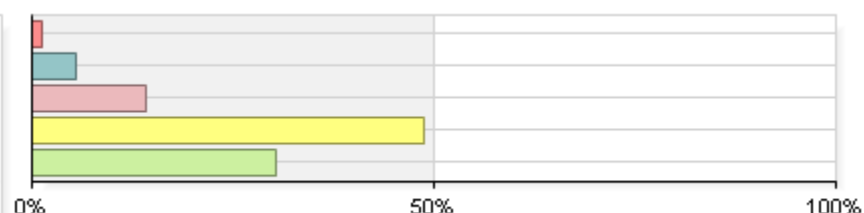
1. Provides adequate opportunities for professional practice & training experiences

1 Strongly disagree	14	3.48%
2 Disagree	32	7.96%
3 Neither agree nor disagree	59	14.68%
4 Agree	201	50.00%
5 Strongly agree	96	23.88%
Total	402	



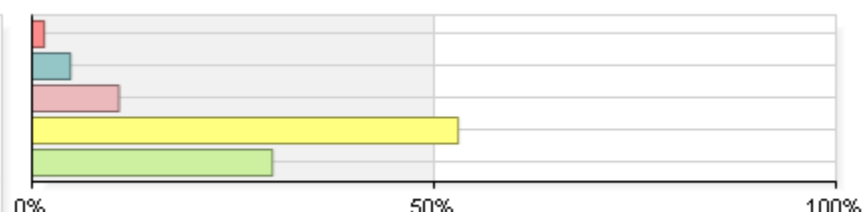
2. Gained foundational knowledge and developed skills to support independent research

1 Strongly disagree	5	1.24%
2 Disagree	22	5.47%
3 Neither agree nor disagree	57	14.18%
4 Agree	196	48.76%
5 Strongly agree	122	30.35%
Total	402	



3. Provides adequate instruction that addresses the distinct body of knowledge for program of study

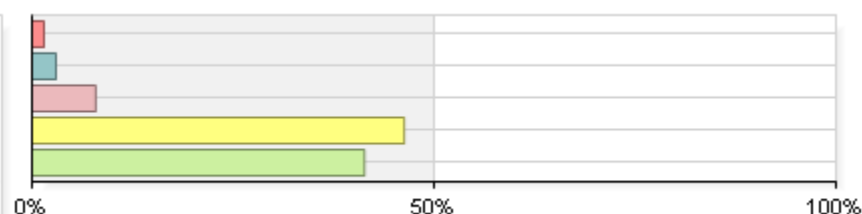
1 Strongly disagree	6	1.51%
2 Disagree	19	4.77%
3 Neither agree nor disagree	43	10.80%
4 Agree	211	53.02%
5 Strongly agree	119	29.90%
Total	398	



To what extent do you agree that your academic program helps in your development of the following?

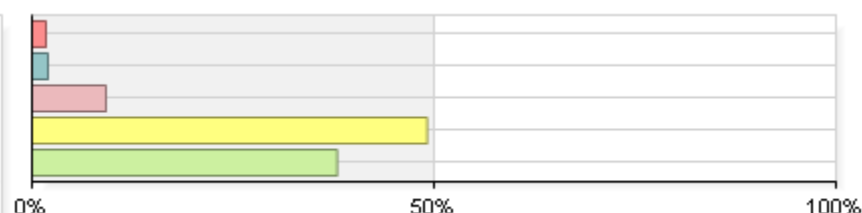
1. Critical thinking and problem-solving skills

1 Strongly disagree	6	1.49%
2 Disagree	12	2.97%
3 Neither agree nor disagree	32	7.92%
4 Agree	187	46.29%
5 Strongly agree	167	41.34%
Total	404	



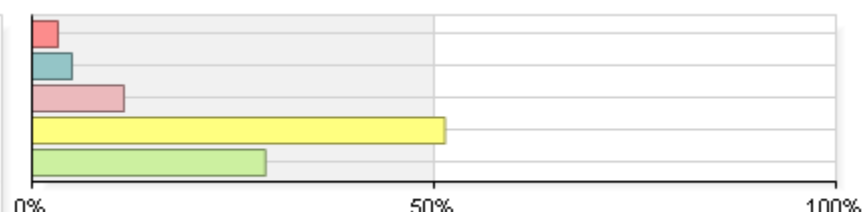
2. Oral and written communication skills

1 Strongly disagree	7	1.74%
2 Disagree	8	1.99%
3 Neither agree nor disagree	37	9.18%
4 Agree	198	49.13%
5 Strongly agree	153	37.97%
Total	403	



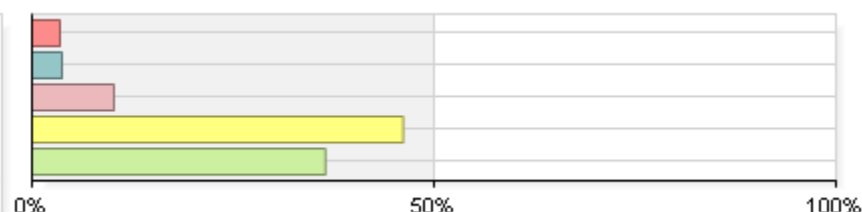
3. Interpersonal skills necessary to serve as an effective professional

1 Strongly disagree	13	3.23%
2 Disagree	20	4.96%
3 Neither agree nor disagree	46	11.41%
4 Agree	207	51.36%
5 Strongly agree	117	29.03%
Total	403	



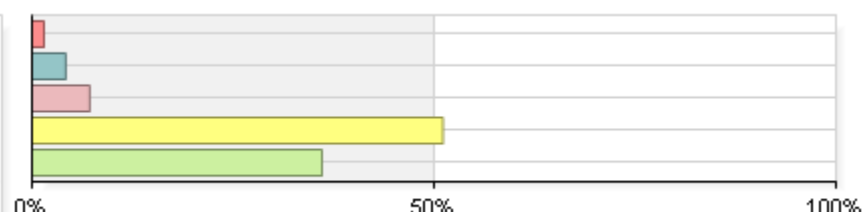
4. A strong sense of social, moral, and ethical responsibilities as they relate to your field of study

1 Strongly disagree	14	3.47%
2 Disagree	15	3.72%
3 Neither agree nor disagree	41	10.17%
4 Agree	186	46.15%
5 Strongly agree	147	36.48%
Total	403	



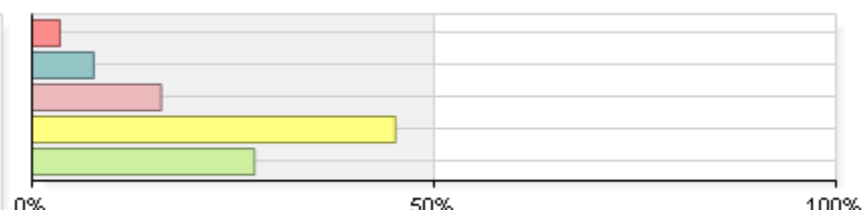
5. Use appropriate methods of inquiry in your field to analyze, understand, and develop effective solutions to problems

1 Strongly disagree	6	1.48%
2 Disagree	17	4.20%
3 Neither agree nor disagree	29	7.16%
4 Agree	207	51.11%
5 Strongly agree	146	36.05%
Total	405	



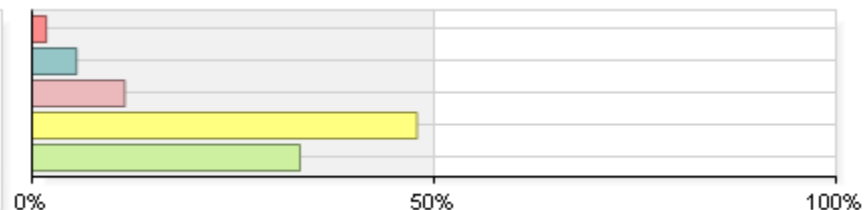
6. Leadership and/or management skills needed in your field of study

1 Strongly disagree	14	3.46%
2 Disagree	31	7.65%
3 Neither agree nor disagree	65	16.05%
4 Agree	183	45.19%
5 Strongly agree	112	27.65%
Total	405	



7. Understanding of the role and impact of the field in a broader societal and global context

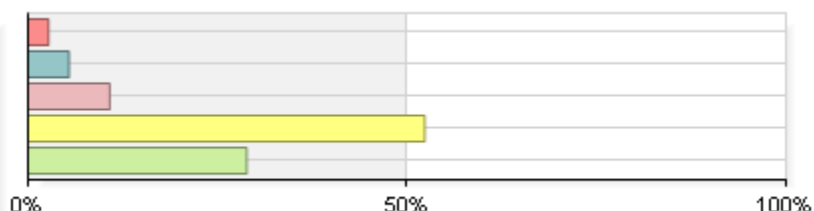
1 Strongly disagree	7	1.75%
2 Disagree	22	5.51%
3 Neither agree nor disagree	46	11.53%
4 Agree	191	47.87%
5 Strongly agree	133	33.33%
Total	399	



Please rate your level of satisfaction specific to your academic program with each of the following.

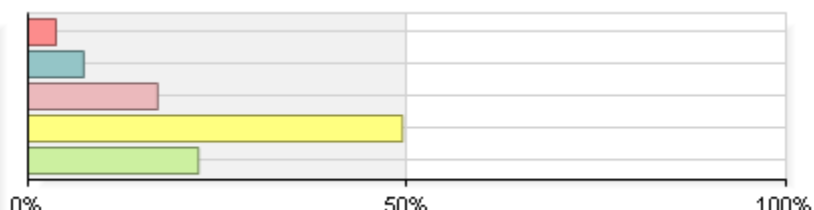
1. Quality of courses

1 Very dissatisfied	11	2.69%
2 Dissatisfied	22	5.38%
3 Neither satisfied nor dissatisfied	44	10.76%
4 Satisfied	214	52.32%
5 Very satisfied	118	28.85%
Total	409	



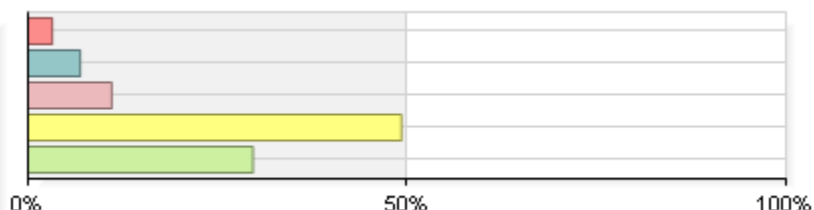
2. Usefulness of texts and course materials

1 Very dissatisfied	15	3.67%
2 Dissatisfied	30	7.33%
3 Neither satisfied nor dissatisfied	70	17.11%
4 Satisfied	202	49.39%
5 Very satisfied	92	22.49%
Total	409	



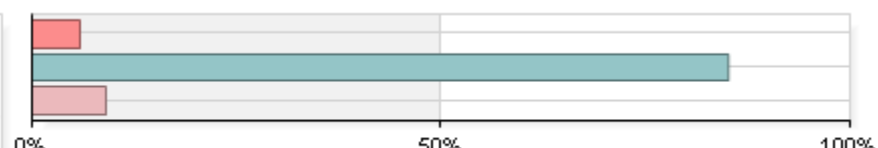
3. Relevance of coursework to expected career

1 Very dissatisfied	13	3.19%
2 Dissatisfied	28	6.86%
3 Neither satisfied nor dissatisfied	45	11.03%
4 Satisfied	201	49.26%
5 Very satisfied	121	29.66%
Total	408	



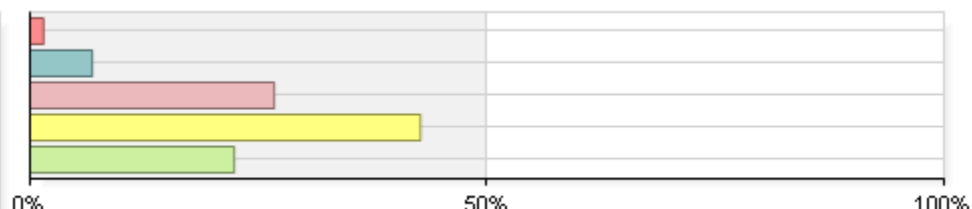
How would you describe your academic program?

1 Too difficult academically	24	5.85%
2 Appropriately challenging	349	85.12%
3 Too easy academically	37	9.02%
Total	410	



Overall experience with your academic program.

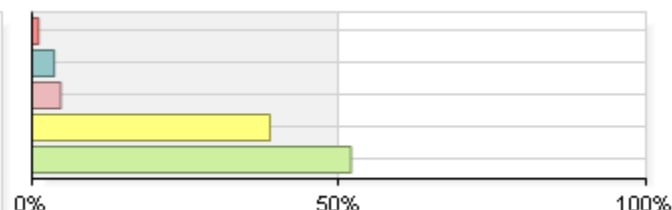
1 Extremely poor	6	1.46%
2 Below average	28	6.80%
3 Average	110	26.70%
4 Above average	176	42.72%
5 Excellent	92	22.33%
Total	412	



For each of the following SIGS PLAN events, please rate how effective you believe each event was in preparing you to be a successful professional or pursue additional education in your field.

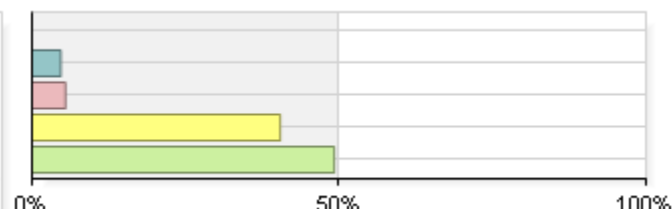
1. Graduate Teaching Assistant (GTA) Academy

1 Not at all effective	4	1.03%
2 Somewhat effective	14	3.62%
3 Very effective	18	4.65%
4 Didn't participate because I didn't know about it	150	38.76%
5 Didn't participate for some other reason	201	51.94%
Total	387	



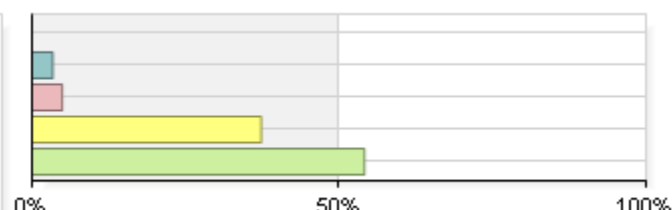
2. Other Teaching Skills Workshops sponsored by SIGS

1 Not at all effective	1	0.26%
2 Somewhat effective	18	4.66%
3 Very effective	21	5.44%
4 Didn't participate because I didn't know about it	156	40.41%
5 Didn't participate for some other reason	190	49.22%
Total	386	



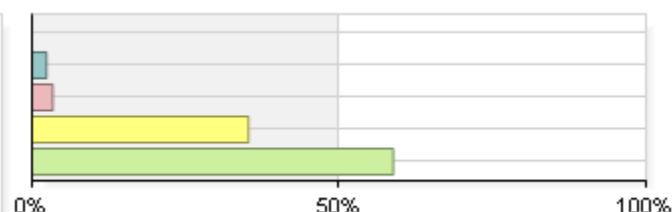
3. Grant Writing Academy

1 Not at all effective	1	0.26%
2 Somewhat effective	13	3.37%
3 Very effective	19	4.92%
4 Didn't participate because I didn't know about it	144	37.31%
5 Didn't participate for some other reason	209	54.15%
Total	386	



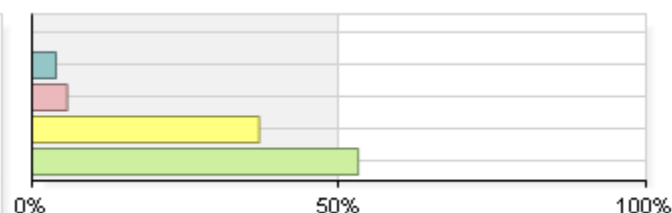
4. Dissertation Writing Retreat

1 Not at all effective	1	0.26%
2 Somewhat effective	9	2.33%
3 Very effective	13	3.37%
4 Didn't participate because I didn't know about it	136	35.23%
5 Didn't participate for some other reason	227	58.81%
Total	386	



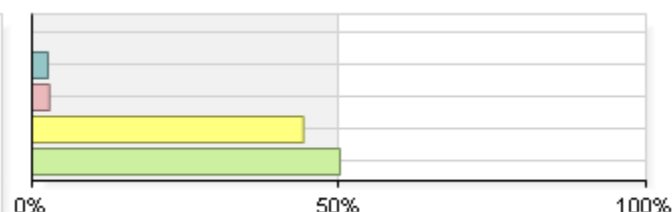
5. Other Writing Workshops sponsored by SIGS

1 Not at all effective	1	0.26%
2 Somewhat effective	15	3.91%
3 Very effective	22	5.73%
4 Didn't participate because I didn't know about it	142	36.98%
5 Didn't participate for some other reason	204	53.13%
Total	384	



6. Entrepreneurship Academy

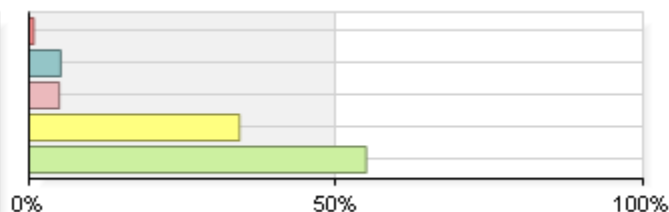
1 Not at all effective	1	0.26%
2 Somewhat effective	10	2.58%
3 Very effective	11	2.84%
4 Didn't participate because I didn't know about it	171	44.19%
5 Didn't participate for some other reason	194	50.13%
Total	387	



For each of the following SIGS PLAN events, please rate how effective you believe each event was in preparing you to be a successful professional or pursue additional education in your field. (continued)

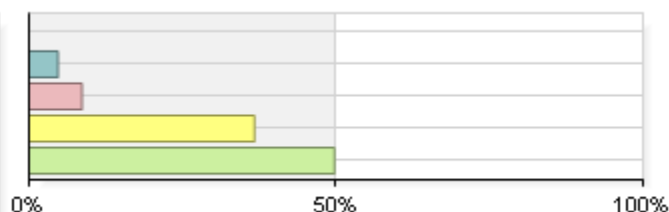
7. Job Search and Career Workshops

1 Not at all effective	3	0.77%
2 Somewhat effective	20	5.15%
3 Very effective	19	4.90%
4 Didn't participate because I didn't know about it	133	34.28%
5 Didn't participate for some other reason	213	54.90%
Total	388	



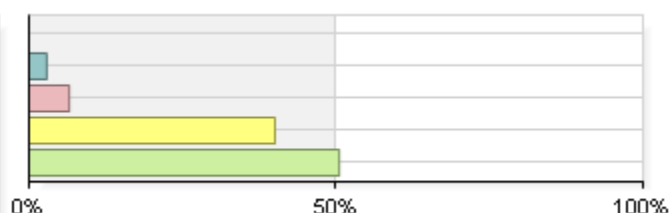
8. Other Professional Development Workshops sponsored by SIGS

1 Not at all effective	1	0.26%
2 Somewhat effective	18	4.69%
3 Very effective	33	8.59%
4 Didn't participate because I didn't know about it	141	36.72%
5 Didn't participate for some other reason	191	49.74%
Total	384	



9. Other Professional Development Opportunities such as one-on-one consultations, customized workshops, social events, or brown bag/breakfast series sponsored by SIGS

1 Not at all effective	0	0.00%
2 Somewhat effective	11	2.88%
3 Very effective	25	6.54%
4 Didn't participate because I didn't know about it	153	40.05%
5 Didn't participate for some other reason	193	50.52%
Total	382	



What other professional development programs sponsored by the School of Interdisciplinary & Graduate Studies (SIGS) did you participate in?

Comment
None
None
power literature search
I have no idea what this is.
Publishing Academy, several PLAN workshops, I hope to participate in the Dissertation Writing Retreat in May.
None
None. I missed correspondence regarding events
None. I'm already in my career. This degree is supplemental.
I've attended multiple seminars about how to get jobs outside of academia.
Teaching online
I never heard of this organization.
None
online teaching
searching articles
None

Publishing Academy
None
None. SIGS not involved on the HSC MD campus/community.
none
None
None. I'm not familiar with SIGS PLAN.
Did not know about this organization
none
None
Due to the distance of me from campus, I was unable to attend any programs.
NA
None, yet.
None due to time constraints.
N/A
I did not know about any professional development programs.
Introduction to EndNote
None
Never heard of SIGS before right now.
This survey is far too long
n/a
None because I do not live in Kentucky, I live on the East coast.
none
None
Professional Networking CV/Resume Workshop
Didn't participate.
None. They aren't convenient to working students.
None
none
NONE, because I did not know there were any programs that online students are able to participate in.
N/A
none
N/A
I am an in practicum for 20 hours a week and have GA for 20 hour a week, on top of class, so attending these events are difficult.
None
Na
N/a
Not applicable
The conference in spring 2015. I think Sig was a sponsor.
Writing for publication and teaching philosophy. I asked for but never received the slides and materials for developing a teaching philosophy. I did for writing for publication. This was done by the writing center, not SIGS.
none

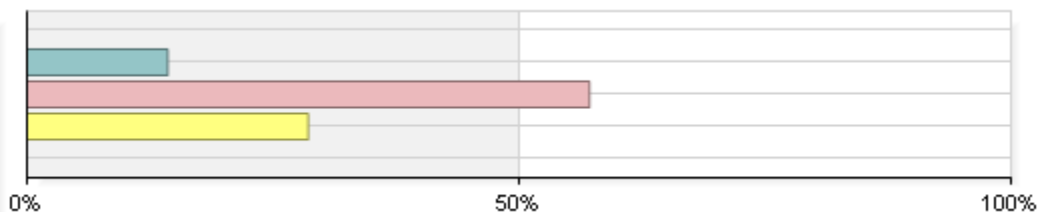
School of Law Section Only

Please rate the quality of the following areas:

1. Student Records Office

1 Poor	0	0.00%
2 Fair	1	14.29%
3 Good	4	57.14%
4 Very good	2	28.57%
5 Excellent	0	0.00%

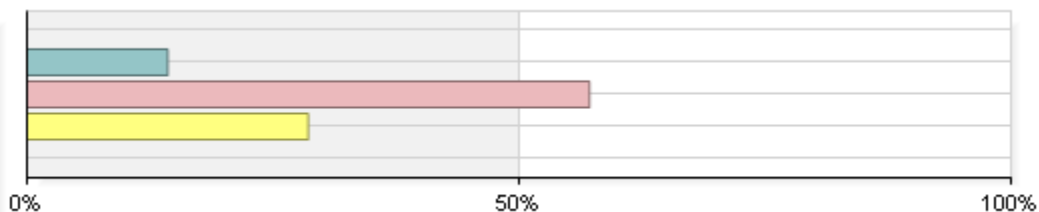
Total 7



2. Professional Development/Public Services Offices

1 Poor	0	0.00%
2 Fair	1	14.29%
3 Good	4	57.14%
4 Very good	2	28.57%
5 Excellent	0	0.00%

Total 7



3. Law Resource Center Staff

1 Poor	0	0.00%
2 Fair	1	14.29%
3 Good	1	14.29%
4 Very good	3	42.86%
5 Excellent	2	28.57%

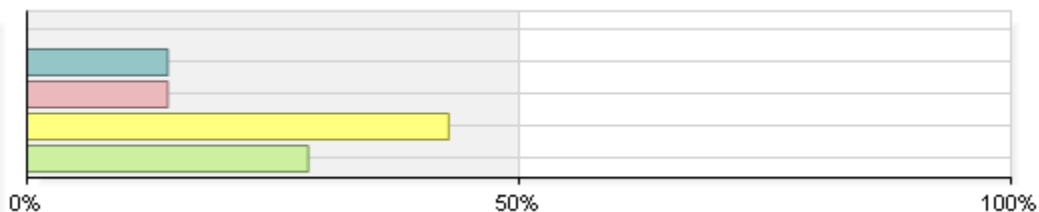
Total 7



4. Information Technology Offices

1 Poor	0	0.00%
2 Fair	1	14.29%
3 Good	1	14.29%
4 Very good	3	42.86%
5 Excellent	2	28.57%

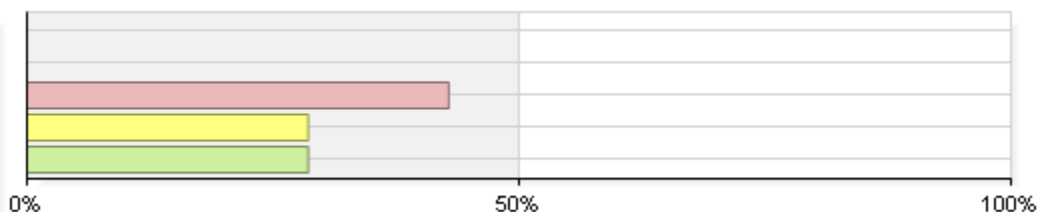
Total 7



5. Academic Success Office

1 Poor	0	0.00%
2 Fair	0	0.00%
3 Good	3	42.86%
4 Very good	2	28.57%
5 Excellent	2	28.57%

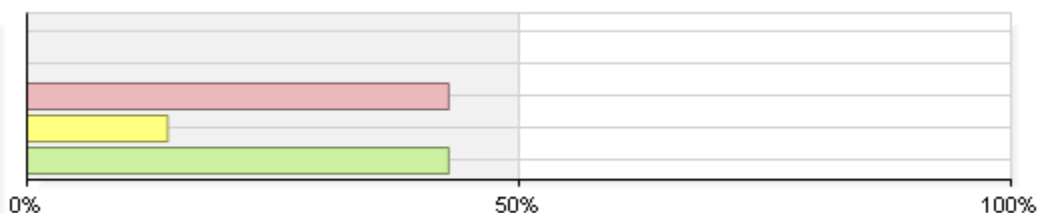
Total 7



Please rate the quality of the following areas: (continued)

6. Law Library

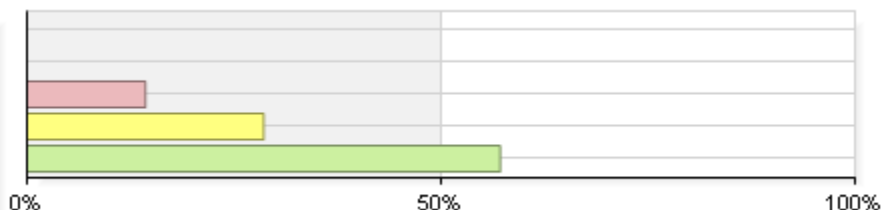
1 Poor	0	0.00%
2 Fair	0	0.00%
3 Good	3	42.86%
4 Very good	1	14.29%
5 Excellent	3	42.86%
Total	7	



Please rate your agreement with the following about the J.D. Program:

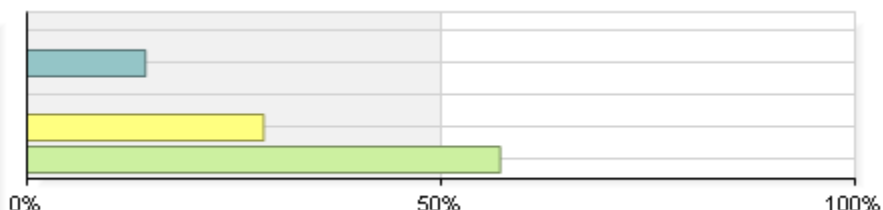
1. Helps you develop a strong understanding of legal doctrine, theories and processes

1 Strongly disagree	0	0.00%
2 Disagree	0	0.00%
3 Neither agree nor disagree	1	14.29%
4 Agree	2	28.57%
5 Strongly agree	4	57.14%
Total	7	



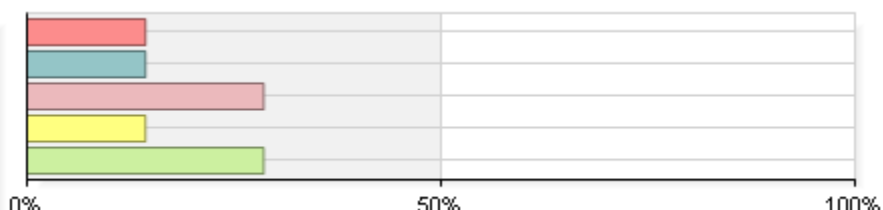
2. Teaches you to analyze, understand, and develop logical solutions to legal problems

1 Strongly disagree	0	0.00%
2 Disagree	1	14.29%
3 Neither agree nor disagree	0	0.00%
4 Agree	2	28.57%
5 Strongly agree	4	57.14%
Total	7	



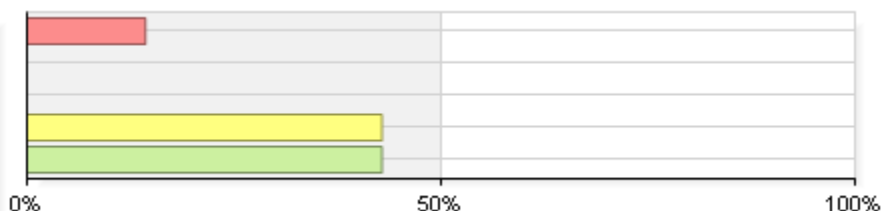
3. Provides you with opportunities for exposure to management skills relevant to the legal profession

1 Strongly disagree	1	14.29%
2 Disagree	1	14.29%
3 Neither agree nor disagree	2	28.57%
4 Agree	1	14.29%
5 Strongly agree	2	28.57%
Total	7	



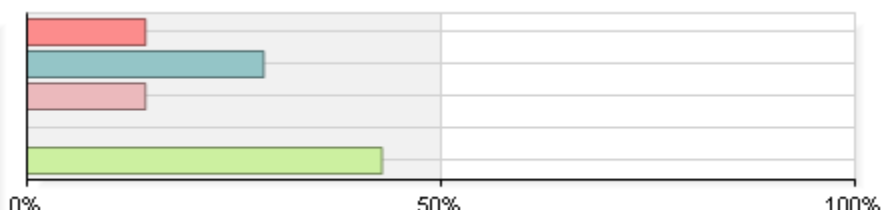
4. Exposes you to meaningful public service opportunities

1 Strongly disagree	1	14.29%
2 Disagree	0	0.00%
3 Neither agree nor disagree	0	0.00%
4 Agree	3	42.86%
5 Strongly agree	3	42.86%
Total	7	



5. Exposes you to international legal systems and issues

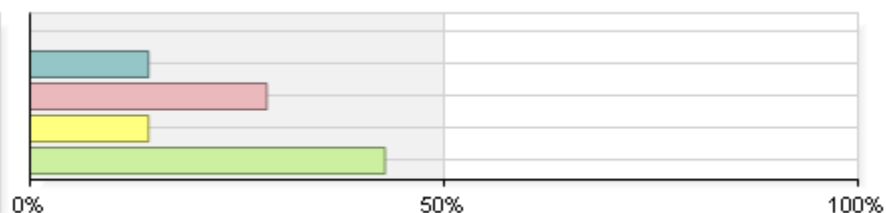
1 Strongly disagree	1	14.29%
2 Disagree	2	28.57%
3 Neither agree nor disagree	1	14.29%
4 Agree	0	0.00%
5 Strongly agree	3	42.86%
Total	7	



Please rate your agreement with the following about the J.D. Program: (continued)

6. Provides you with sufficient opportunities for interdisciplinary study

1 Strongly disagree	0	0.00%
2 Disagree	1	14.29%
3 Neither agree nor disagree	2	28.57%
4 Agree	1	14.29%
5 Strongly agree	3	42.86%
Total	7	



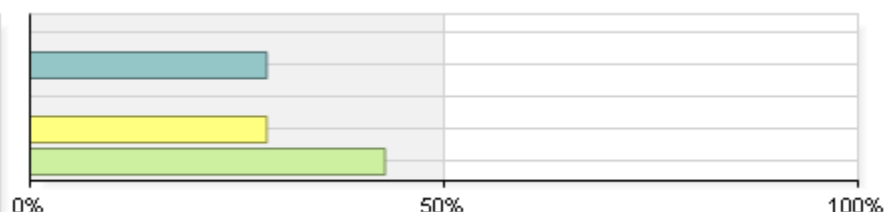
7. Provides you with opportunities to develop practical lawyering skills

1 Strongly disagree	0	0.00%
2 Disagree	2	28.57%
3 Neither agree nor disagree	1	14.29%
4 Agree	2	28.57%
5 Strongly agree	2	28.57%
Total	7	



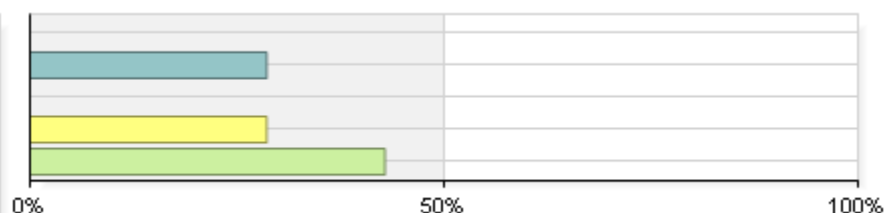
8. Effective in helping you prepare for the bar examination

1 Strongly disagree	0	0.00%
2 Disagree	2	28.57%
3 Neither agree nor disagree	0	0.00%
4 Agree	2	28.57%
5 Strongly agree	3	42.86%
Total	7	



9. Effective in helping you to become a successful member of the legal profession

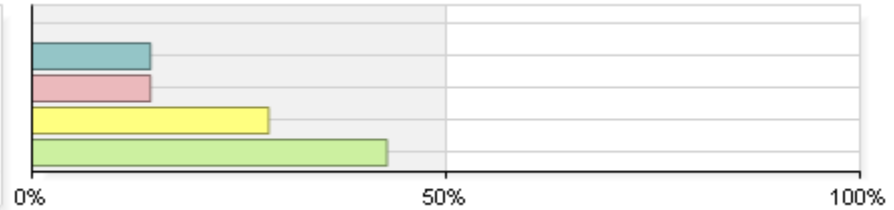
1 Strongly disagree	0	0.00%
2 Disagree	2	28.57%
3 Neither agree nor disagree	0	0.00%
4 Agree	2	28.57%
5 Strongly agree	3	42.86%
Total	7	



Please rate your agreement with the following:

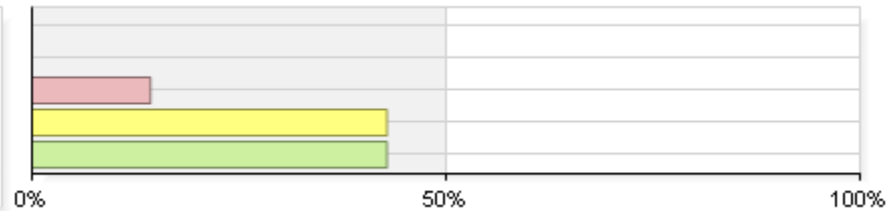
1. The Louisville area provides a good environment for the study of law

1 Strongly disagree	0	0.00%
2 Disagree	1	14.29%
3 Neither agree nor disagree	1	14.29%
4 Agree	2	28.57%
5 Strongly agree	3	42.86%
Total	7	



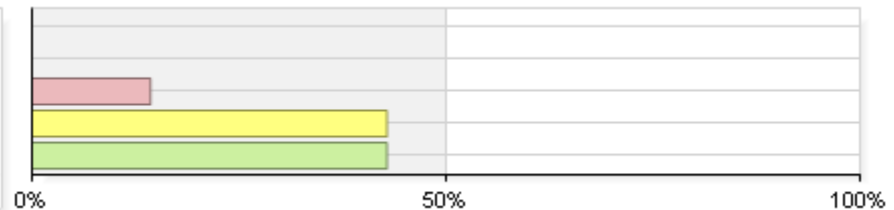
2. The hardware and computing resources in the law school computing labs are well maintained and updated to meet my needs to complete assignments

1 Strongly disagree	0	0.00%
2 Disagree	0	0.00%
3 Neither agree nor disagree	1	14.29%
4 Agree	3	42.86%
5 Strongly agree	3	42.86%
Total	7	



3. There are enough computers available in the law school computing labs to meet my needs to complete assignments

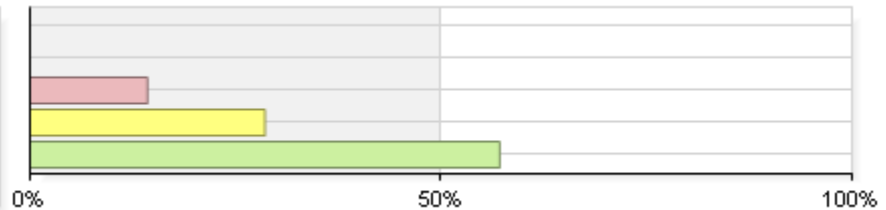
1 Strongly disagree	0	0.00%
2 Disagree	0	0.00%
3 Neither agree nor disagree	1	14.29%
4 Agree	3	42.86%
5 Strongly agree	3	42.86%
Total	7	



Please rate your agreement with the following regarding the J.D. Program:

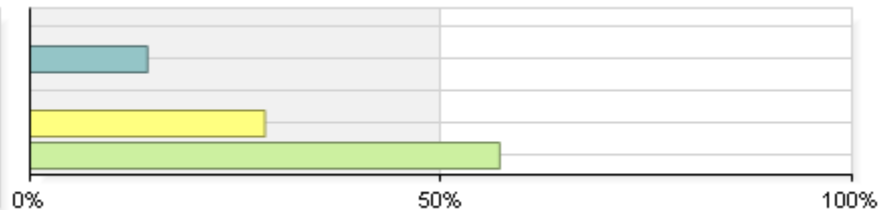
1. Effective in helping you become competent in the knowledge and understanding of the law

1 Strongly Disagree	0 0.00%
2 Disagree	0 0.00%
3 Neither Agree nor Disagree	1 14.29%
4 Agree	2 28.57%
5 Strongly Agree	4 57.14%
Total	7



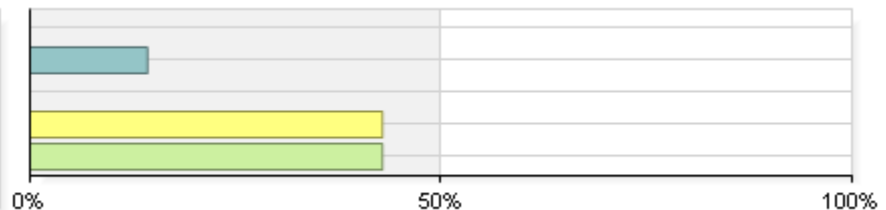
2. Effective in helping you become competent in legal analysis and reasoning

1 Strongly Disagree	0 0.00%
2 Disagree	1 14.29%
3 Neither Agree nor Disagree	0 0.00%
4 Agree	2 28.57%
5 Strongly Agree	4 57.14%
Total	7



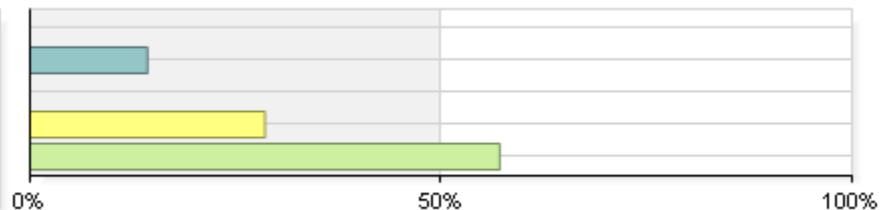
3. Effective in helping you become competent in legal research

1 Strongly Disagree	0 0.00%
2 Disagree	1 14.29%
3 Neither Agree nor Disagree	0 0.00%
4 Agree	3 42.86%
5 Strongly Agree	3 42.86%
Total	7



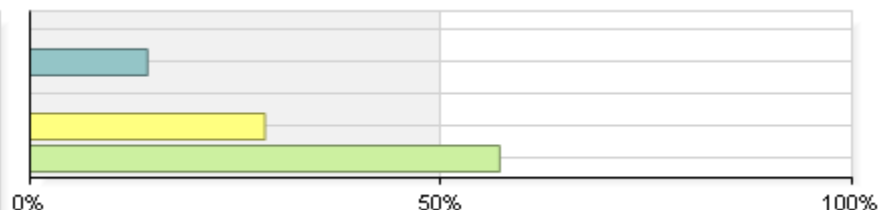
4. Effective in helping you become competent in problem-solving

1 Strongly Disagree	0 0.00%
2 Disagree	1 14.29%
3 Neither Agree nor Disagree	0 0.00%
4 Agree	2 28.57%
5 Strongly Agree	4 57.14%
Total	7



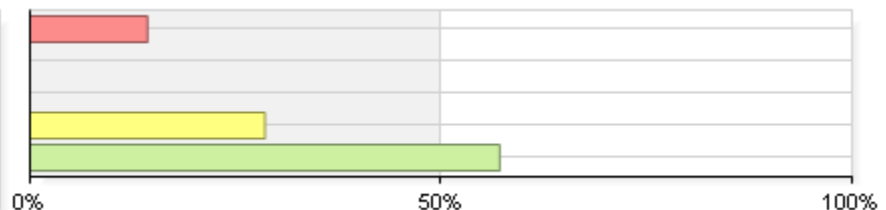
5. Effective in helping you become competent in written and oral communication in the legal context

1 Strongly Disagree	0 0.00%
2 Disagree	1 14.29%
3 Neither Agree nor Disagree	0 0.00%
4 Agree	2 28.57%
5 Strongly Agree	4 57.14%
Total	7



6. Effective in helping you become competent in the exercise of proper professional and ethical responsibilities to clients and the legal system

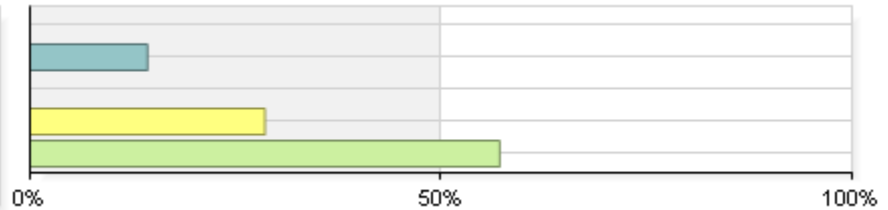
1 Strongly Disagree	1 14.29%
2 Disagree	0 0.00%
3 Neither Agree nor Disagree	0 0.00%
4 Agree	2 28.57%
5 Strongly Agree	4 57.14%
Total	7



Please rate your agreement with the following regarding the J.D. Program: (continued)

7. Effective in helping you become competent in other professional skills needed for ethical participation as a member of the legal profession

1 Strongly Disagree	0	0.00%
2 Disagree	1	14.29%
3 Neither Agree nor Disagree	0	0.00%
4 Agree	2	28.57%
5 Strongly Agree	4	57.14%
Total	7	

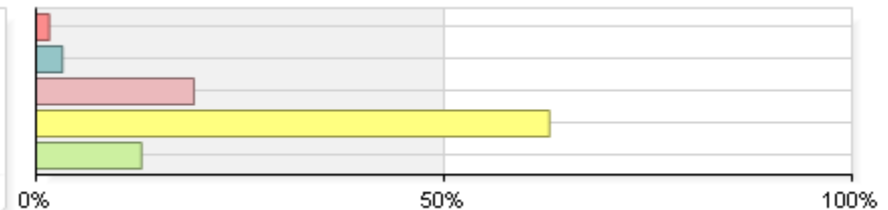


School of Medicine Section Only

Please rate your agreement with the following statements regarding technology:

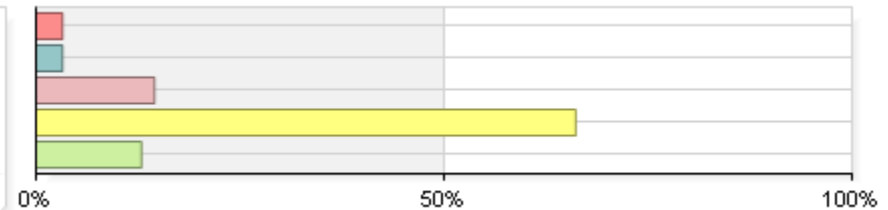
1. I consider myself a skilled technology user

1 Strongly disagree	1	1.61%
2 Disagree	2	3.23%
3 Neither agree nor disagree	12	19.35%
4 Agree	39	62.90%
5 Strongly agree	8	12.90%
Total	62	



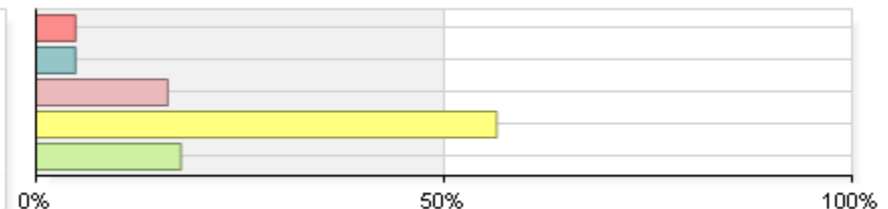
2. Classroom technology provided has been useful

1 Strongly disagree	2	3.23%
2 Disagree	2	3.23%
3 Neither agree nor disagree	9	14.52%
4 Agree	41	66.13%
5 Strongly agree	8	12.90%
Total	62	



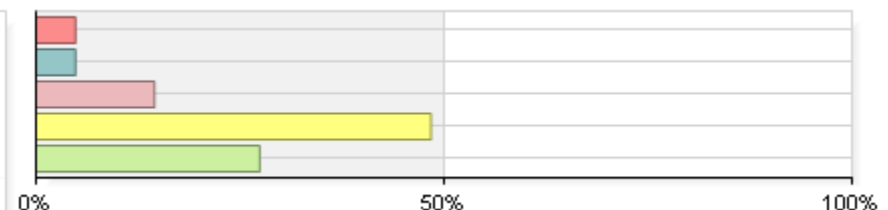
3. Student-use technology provided has been useful

1 Strongly disagree	3	4.84%
2 Disagree	3	4.84%
3 Neither agree nor disagree	10	16.13%
4 Agree	35	56.45%
5 Strongly agree	11	17.74%
Total	62	



4. Support for students using technology has been adequate

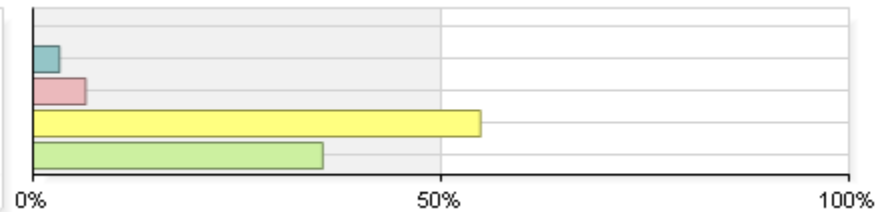
1 Strongly disagree	3	4.84%
2 Disagree	3	4.84%
3 Neither agree nor disagree	9	14.52%
4 Agree	30	48.39%
5 Strongly agree	17	27.42%
Total	62	



**Please rate your agreement with the following statements regarding technology:
(continued)**

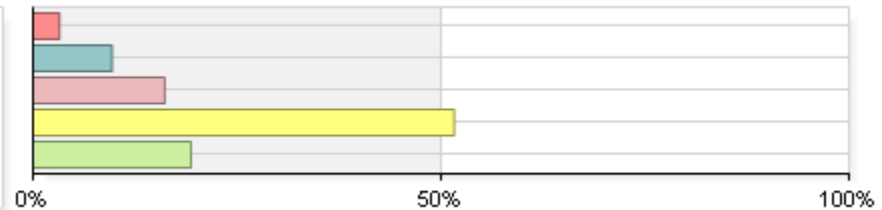
5. Technology is important to my learning as a student

1 Strongly disagree	0	0.00%
2 Disagree	2	3.23%
3 Neither agree nor disagree	4	6.45%
4 Agree	34	54.84%
5 Strongly agree	22	35.48%
Total	62	



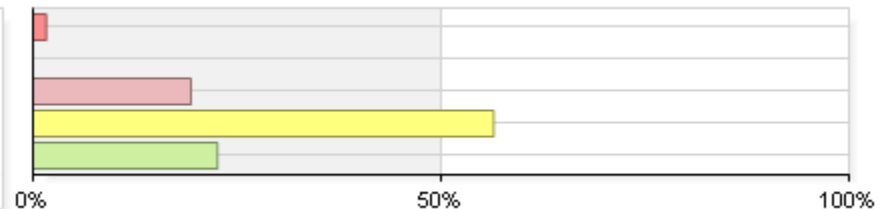
6. The hardware and computing resources are well maintained and updated to meet my needs to complete assignments

1 Strongly disagree	2	3.23%
2 Disagree	6	9.68%
3 Neither agree nor disagree	10	16.13%
4 Agree	32	51.61%
5 Strongly agree	12	19.35%
Total	62	



7. There are enough computers available to meet my needs to complete assignments

1 Strongly disagree	1	1.61%
2 Disagree	0	0.00%
3 Neither agree nor disagree	12	19.35%
4 Agree	35	56.45%
5 Strongly agree	14	22.58%
Total	62	

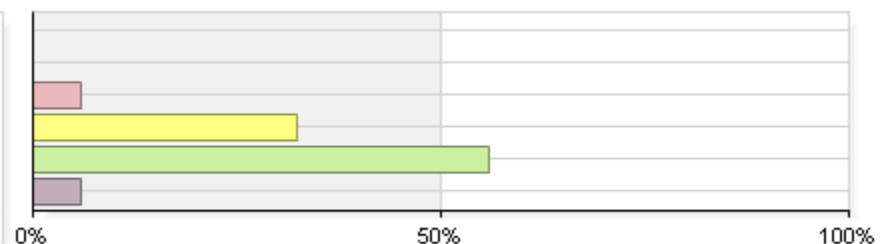


School of Medicine, M.D. Section Only

Based upon your experience in the M.D. program, please indicate your agreement or disagreement with the statements below:

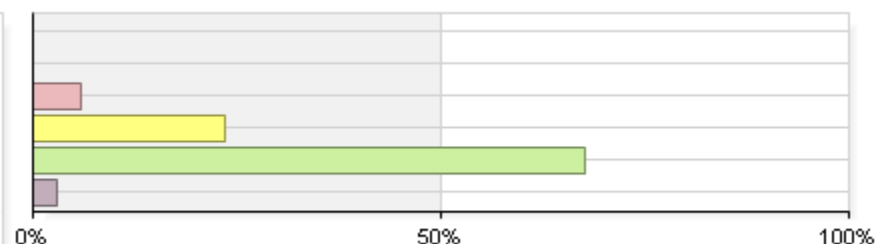
1. The clinical application of basic science material is emphasized in the first two years of medical school

1 Strongly disagree	0	0.00%
2 Disagree	0	0.00%
3 Neither agree nor disagree	2	5.88%
4 Agree	11	32.35%
5 Strongly agree	19	55.88%
6 Not applicable/Don't know	2	5.88%
Total	34	



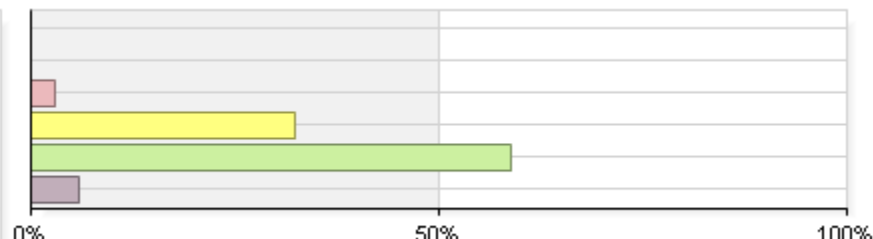
2. I have enjoyed medicine as a field of study

1 Strongly disagree	0	0.00%
2 Disagree	0	0.00%
3 Neither agree nor disagree	2	5.88%
4 Agree	8	23.53%
5 Strongly agree	23	67.65%
6 Not applicable/Don't know	1	2.94%
Total	34	



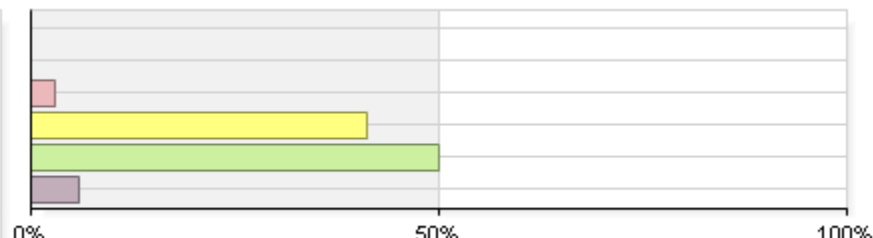
3. The first two years of the program provided me with opportunities to work as a team with my classmates

1 Strongly disagree	0	0.00%
2 Disagree	0	0.00%
3 Neither agree nor disagree	1	2.94%
4 Agree	11	32.35%
5 Strongly agree	20	58.82%
6 Not applicable/Don't know	2	5.88%
Total	34	



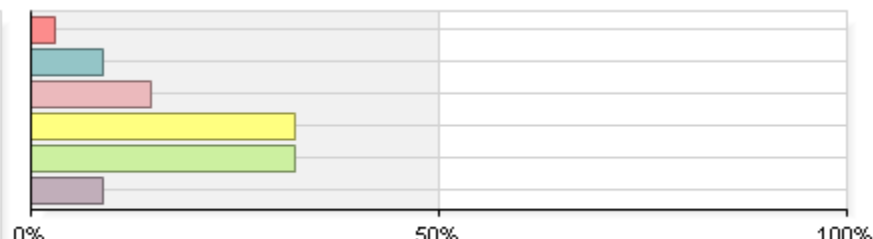
4. The first two years of the program helped me develop a strong sense of social, moral, and ethical responsibility as it relates to the practice of medicine

1 Strongly disagree	0	0.00%
2 Disagree	0	0.00%
3 Neither agree nor disagree	1	2.94%
4 Agree	14	41.18%
5 Strongly agree	17	50.00%
6 Not applicable/Don't know	2	5.88%
Total	34	



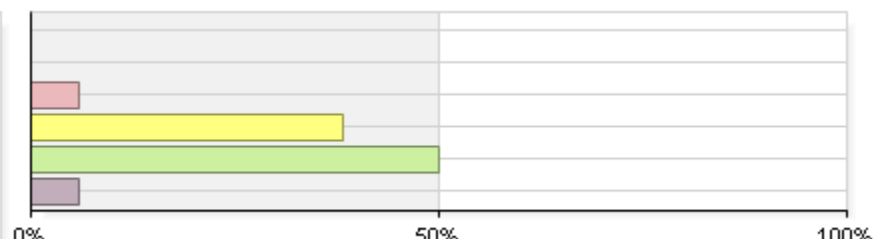
5. The first two years of the program provided me with opportunities to understand many of the technologies that I will apply in the last two years

1 Strongly disagree	1	2.94%
2 Disagree	3	8.82%
3 Neither agree nor disagree	5	14.71%
4 Agree	11	32.35%
5 Strongly agree	11	32.35%
6 Not applicable/Don't know	3	8.82%
Total	34	



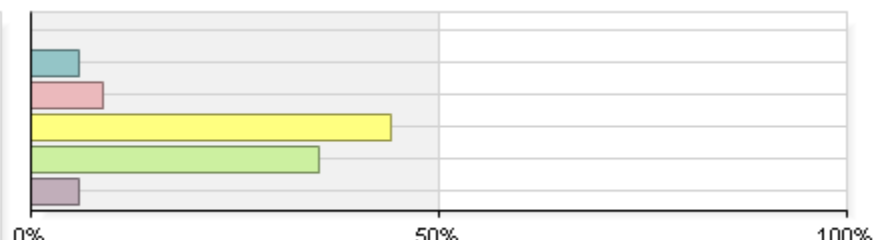
6. The first two years of the program exposed me to current issues in the medical field

1 Strongly disagree	0	0.00%
2 Disagree	0	0.00%
3 Neither agree nor disagree	2	5.88%
4 Agree	13	38.24%
5 Strongly agree	17	50.00%
6 Not applicable/Don't know	2	5.88%
Total	34	



7. The first two years of the program provided me with adequate opportunities for patient interaction in preparation for the last two years

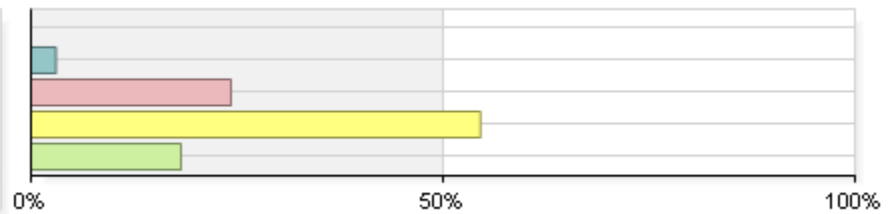
1 Strongly disagree	0	0.00%
2 Disagree	2	5.88%
3 Neither agree nor disagree	3	8.82%
4 Agree	15	44.12%
5 Strongly agree	12	35.29%
6 Not applicable/Don't know	2	5.88%
Total	34	



Please indicate the importance of the following courses in preparing you for the third and fourth years of medical school:

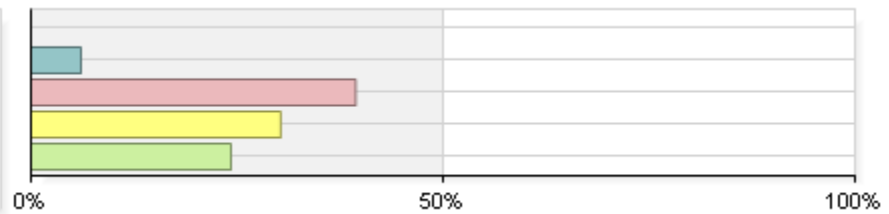
1. Gross Anatomy

1 Extremely unimportant	0	0.00%
2 Unimportant	1	3.03%
3 Neutral	8	24.24%
4 Extremely important	18	54.55%
5 Not applicable/Don't know	6	18.18%
Total	33	



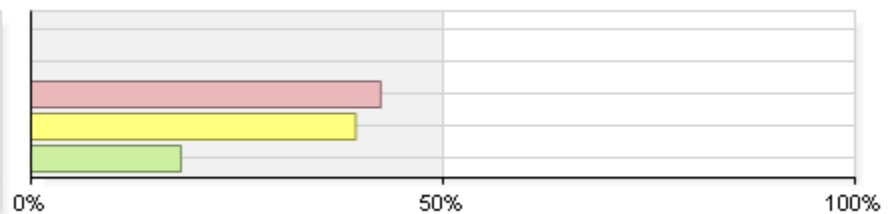
2. Microscopic Anatomy

1 Extremely unimportant	0	0.00%
2 Unimportant	2	6.06%
3 Neutral	13	39.39%
4 Extremely important	10	30.30%
5 Not applicable/Don't know	8	24.24%
Total	33	



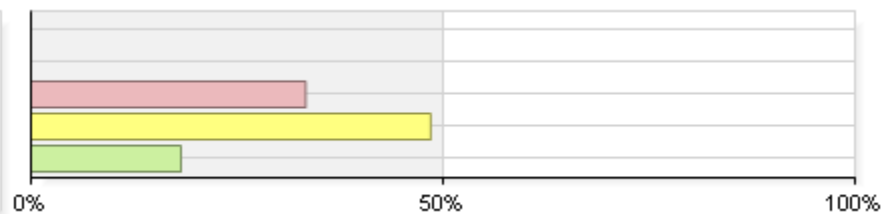
3. Embryology

1 Extremely unimportant	0	0.00%
2 Unimportant	0	0.00%
3 Neutral	14	42.42%
4 Extremely important	13	39.39%
5 Not applicable/Don't know	6	18.18%
Total	33	



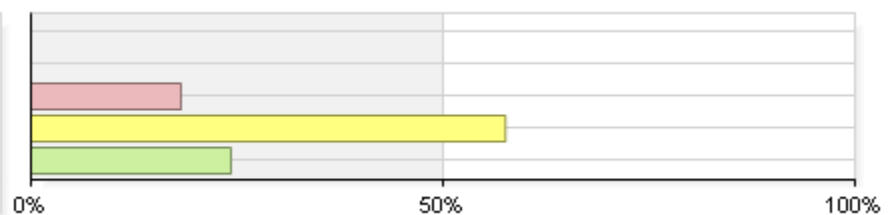
4. Genetics & Molecular Medicine

1 Extremely unimportant	0	0.00%
2 Unimportant	0	0.00%
3 Neutral	11	33.33%
4 Extremely important	16	48.48%
5 Not applicable/Don't know	6	18.18%
Total	33	



5. Neuroscience

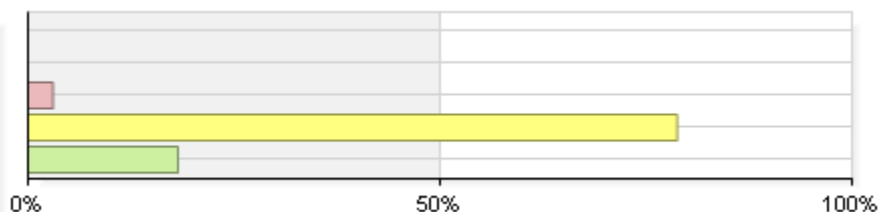
1 Extremely unimportant	0	0.00%
2 Unimportant	0	0.00%
3 Neutral	6	18.18%
4 Extremely important	19	57.58%
5 Not applicable/Don't know	8	24.24%
Total	33	



Please indicate the importance of the following courses in preparing you for the third and fourth years of medical school: (continued)

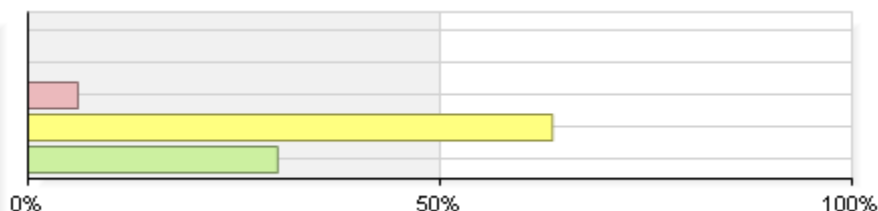
6. Physiology

1 Extremely unimportant	0	0.00%
2 Unimportant	0	0.00%
3 Neutral	1	3.03%
4 Extremely important	26	78.79%
5 Not applicable/Don't know	6	18.18%
Total	33	



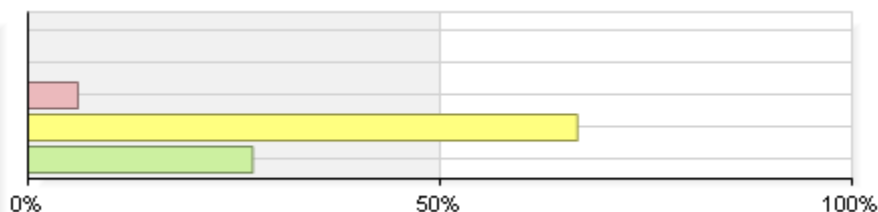
7. Microbiology & Immunology

1 Extremely unimportant	0	0.00%
2 Unimportant	0	0.00%
3 Neutral	2	6.06%
4 Extremely important	21	63.64%
5 Not applicable/Don't know	10	30.30%
Total	33	



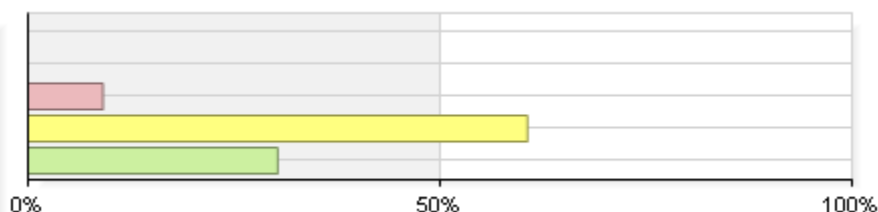
8. Pharmacology

1 Extremely unimportant	0	0.00%
2 Unimportant	0	0.00%
3 Neutral	2	6.06%
4 Extremely important	22	66.67%
5 Not applicable/Don't know	9	27.27%
Total	33	



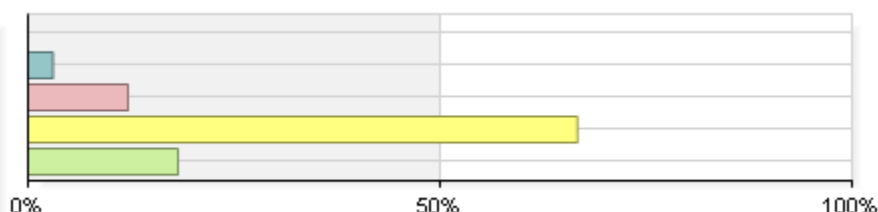
9. Clinical Neuroscience

1 Extremely unimportant	0	0.00%
2 Unimportant	0	0.00%
3 Neutral	3	9.09%
4 Extremely important	20	60.61%
5 Not applicable/Don't know	10	30.30%
Total	33	



10. ICM I

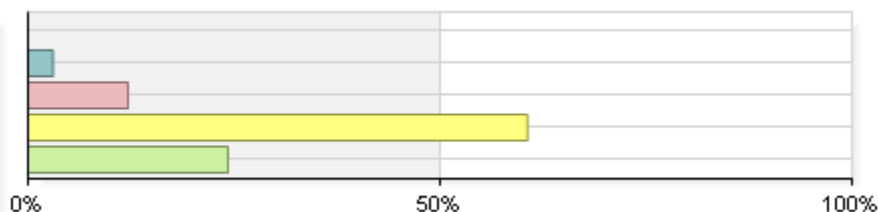
1 Extremely unimportant	0	0.00%
2 Unimportant	1	3.03%
3 Neutral	4	12.12%
4 Extremely important	22	66.67%
5 Not applicable/Don't know	6	18.18%
Total	33	



Please indicate the importance of the following courses in preparing you for the third and fourth years of medical school: (continued)

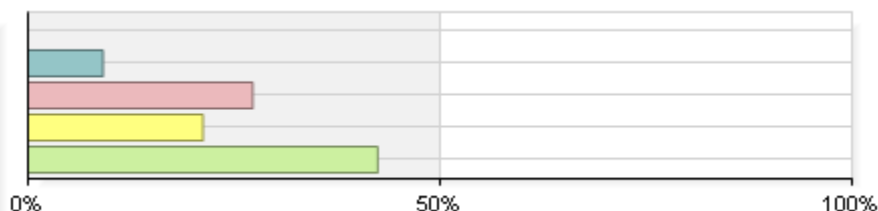
11. ICM II

1 Extremely unimportant	0	0.00%
2 Unimportant	1	3.03%
3 Neutral	4	12.12%
4 Extremely important	20	60.61%
5 Not applicable/Don't know	8	24.24%
Total	33	



12. Electives

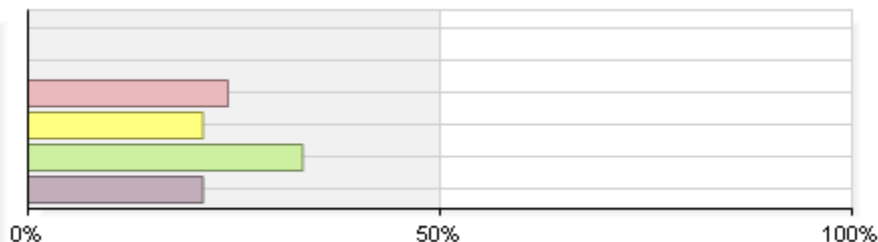
1 Extremely unimportant	0	0.00%
2 Unimportant	3	9.09%
3 Neutral	9	27.27%
4 Extremely important	7	21.21%
5 Not applicable/Don't know	14	42.42%
Total	33	



Please rate your overall impression of the M.D. Program:

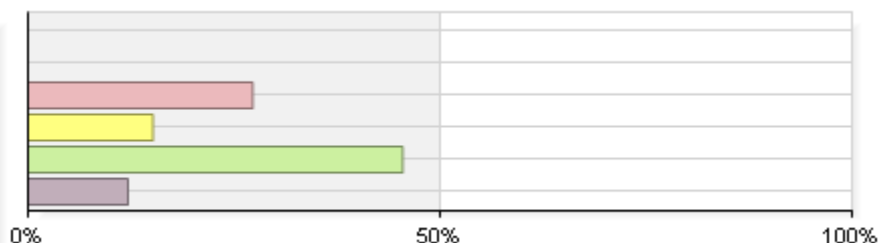
1. Overall effectiveness of the courses in the first two years to prepare you for the last two years of the M.D. program

1 Extremely poor	0	0.00%
2 Below average	0	0.00%
3 Average	8	24.24%
4 Above average	7	21.21%
5 Excellent	11	33.33%
6 Not applicable/Don't know	7	21.21%
Total	33	



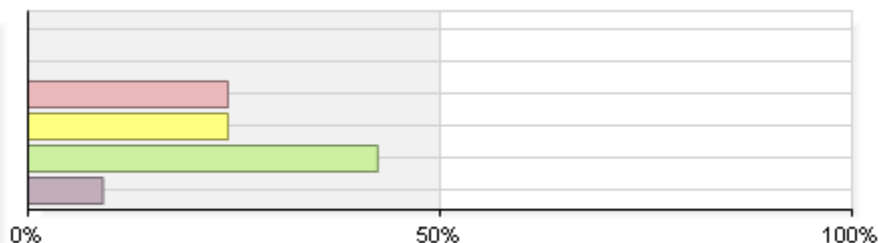
2. Overall impression of the first two years of the program

1 Extremely poor	0	0.00%
2 Below average	0	0.00%
3 Average	9	27.27%
4 Above average	5	15.15%
5 Excellent	15	45.45%
6 Not applicable/Don't know	4	12.12%
Total	33	



3. Likelihood that you would recommend the M.D. program to a friend or family member

1 Extremely poor	0	0.00%
2 Below average	0	0.00%
3 Average	8	24.24%
4 Above average	8	24.24%
5 Excellent	14	42.42%
6 Not applicable/Don't know	3	9.09%
Total	33	

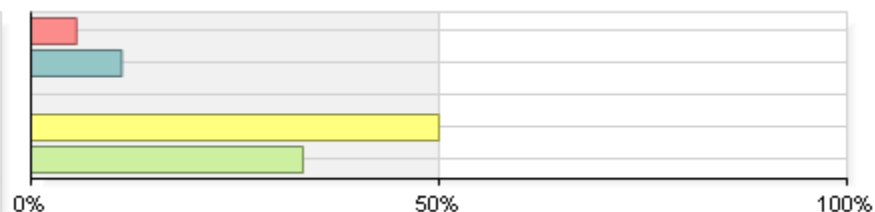


School of Dentistry Section Only

Please rate your agreement with the following:

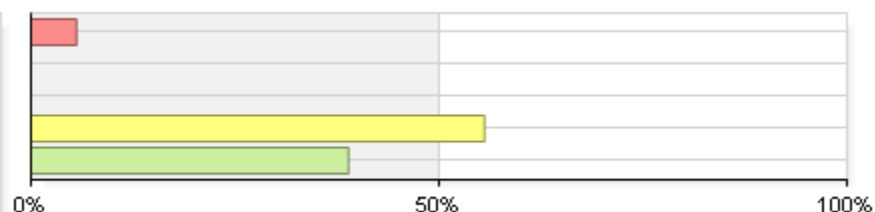
1. Understand the objectives of the program

1 Strongly disagree	1	5.56%
2 Disagree	2	11.11%
3 Neither agree nor disagree	0	0.00%
4 Agree	9	50.00%
5 Strongly agree	6	33.33%
Total	18	



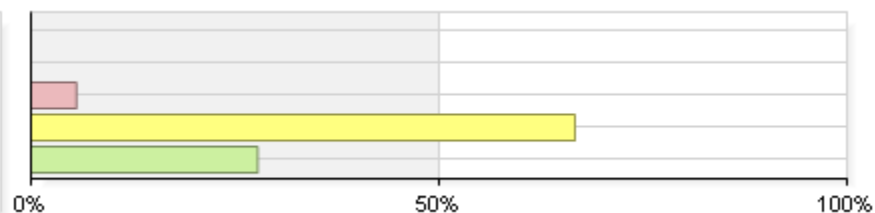
2. Have a good understanding of what was expected of you

1 Strongly disagree	1	5.56%
2 Disagree	0	0.00%
3 Neither agree nor disagree	0	0.00%
4 Agree	10	55.56%
5 Strongly agree	7	38.89%
Total	18	



3. Have developed problem-solving skills related to dental care and patient care issues

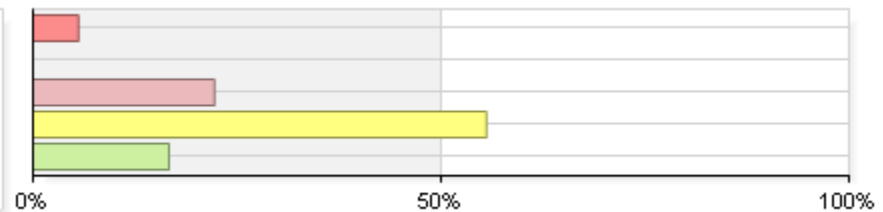
1 Strongly disagree	0	0.00%
2 Disagree	0	0.00%
3 Neither agree nor disagree	1	5.56%
4 Agree	12	66.67%
5 Strongly agree	5	27.78%
Total	18	



Please rate your agreement with the following as they relate to your program in the School of Dentistry:

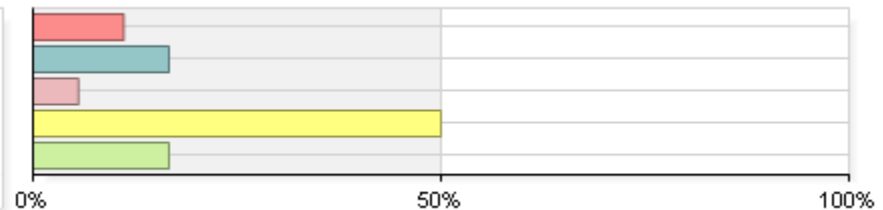
1. Offers enough resources and equipment in the dental labs to meet students' needs to complete assignments

1 Strongly disagree	1	5.56%
2 Disagree	0	0.00%
3 Neither agree nor disagree	4	22.22%
4 Agree	10	55.56%
5 Strongly agree	3	16.67%
Total	18	



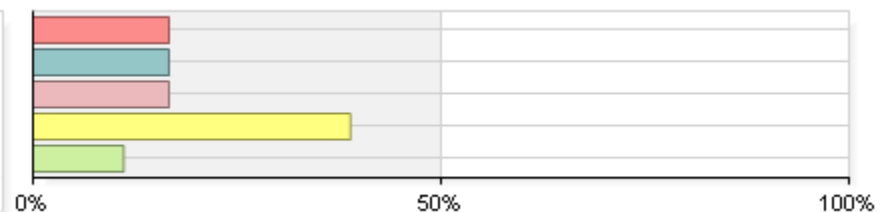
2. Offers adequate communication/information flow within the School

1 Strongly disagree	2	11.11%
2 Disagree	3	16.67%
3 Neither agree nor disagree	1	5.56%
4 Agree	9	50.00%
5 Strongly agree	3	16.67%
Total	18	



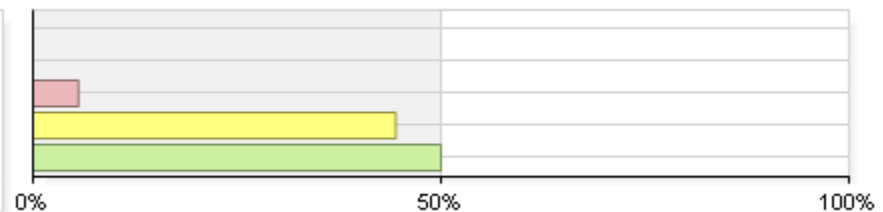
3. Provides enough faculty members to adequately support the program

1 Strongly disagree	3	16.67%
2 Disagree	3	16.67%
3 Neither agree nor disagree	3	16.67%
4 Agree	7	38.89%
5 Strongly agree	2	11.11%
Total	18	



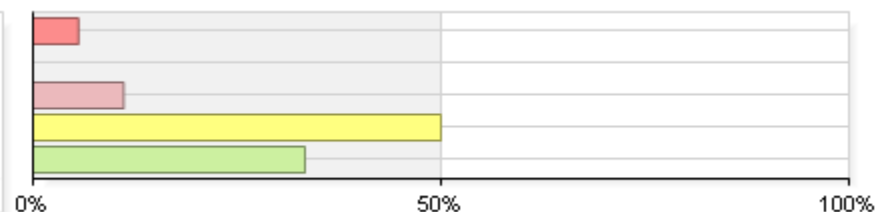
4. Clearly articulates the need for life-long learning

1 Strongly disagree	0	0.00%
2 Disagree	0	0.00%
3 Neither agree nor disagree	1	5.56%
4 Agree	8	44.44%
5 Strongly agree	9	50.00%
Total	18	



5. Provides you with opportunities to function effectively as a team member on diversified teams

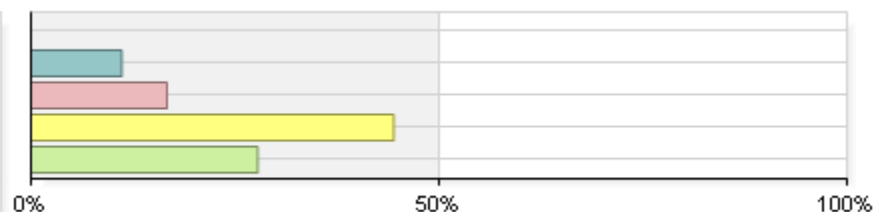
1 Strongly disagree	1	5.56%
2 Disagree	0	0.00%
3 Neither agree nor disagree	2	11.11%
4 Agree	9	50.00%
5 Strongly agree	6	33.33%
Total	18	



Please rate your agreement with the following as they relate to your program in the School of Dentistry: (continued)

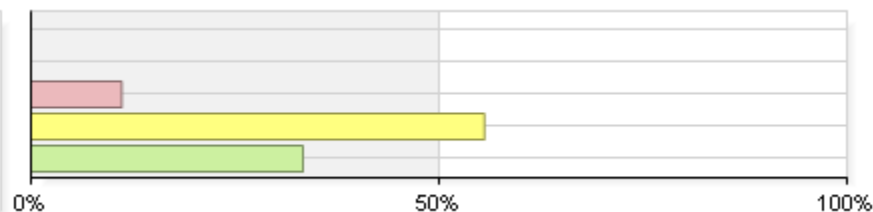
6. Provides you with adequate opportunities for clinical learning experiences in a variety of settings

1 Strongly disagree	0	0.00%
2 Disagree	2	11.11%
3 Neither agree nor disagree	3	16.67%
4 Agree	8	44.44%
5 Strongly agree	5	27.78%
Total	18	



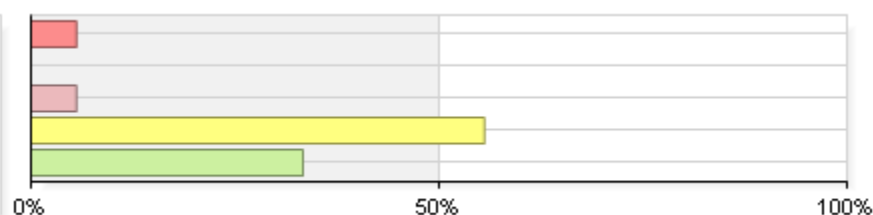
7. Helps you develop a strong sense of social, moral and ethical responsibilities as they relate to dentistry and patient care

1 Strongly disagree	0	0.00%
2 Disagree	0	0.00%
3 Neither agree nor disagree	2	11.11%
4 Agree	10	55.56%
5 Strongly agree	6	33.33%
Total	18	



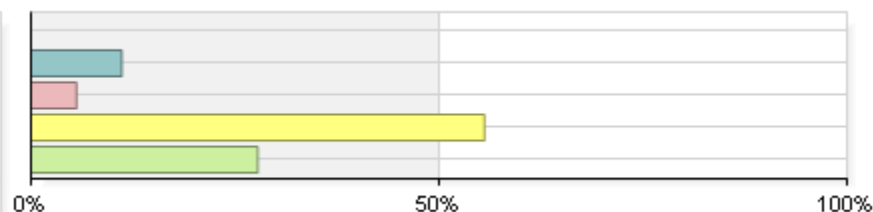
8. Provides you with opportunities to understand and use clinical techniques that you are likely to encounter as a dental professional

1 Strongly disagree	1	5.56%
2 Disagree	0	0.00%
3 Neither agree nor disagree	1	5.56%
4 Agree	10	55.56%
5 Strongly agree	6	33.33%
Total	18	



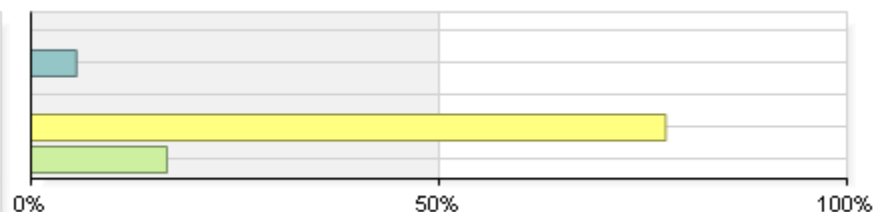
9. Helps you develop the professional skills necessary to serve as an effective dental professional

1 Strongly disagree	0	0.00%
2 Disagree	2	11.11%
3 Neither agree nor disagree	1	5.56%
4 Agree	10	55.56%
5 Strongly agree	5	27.78%
Total	18	



10. Improves your awareness of evidence-based practice

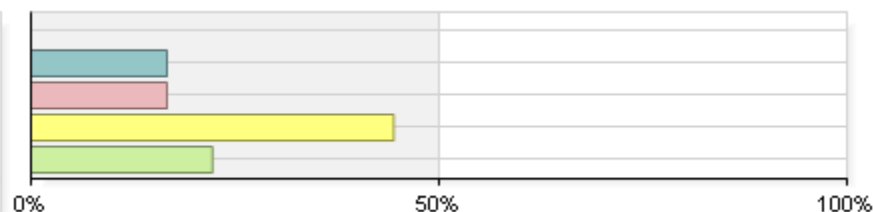
1 Strongly disagree	0	0.00%
2 Disagree	1	5.56%
3 Neither agree nor disagree	0	0.00%
4 Agree	14	77.78%
5 Strongly agree	3	16.67%
Total	18	



Please rate your agreement with the following as they relate to your program in the School of Dentistry: (continued)

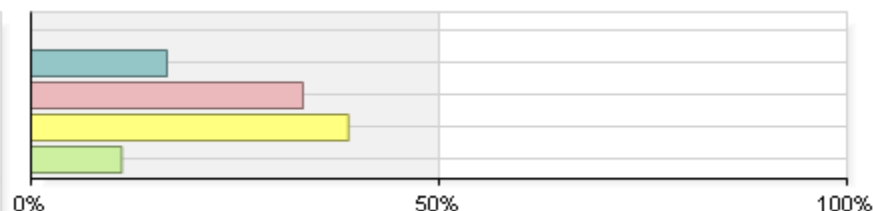
11. Exposes you to current issues and topics in dental treatment

1 Strongly disagree	0	0.00%
2 Disagree	3	16.67%
3 Neither agree nor disagree	3	16.67%
4 Agree	8	44.44%
5 Strongly agree	4	22.22%
Total	18	



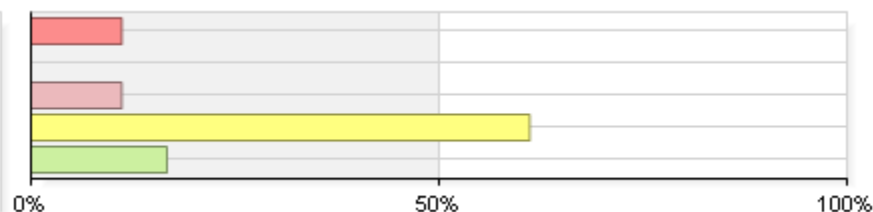
12. Adequately prepares you to manage or participate in a successful dental practice

1 Strongly disagree	0	0.00%
2 Disagree	3	16.67%
3 Neither agree nor disagree	6	33.33%
4 Agree	7	38.89%
5 Strongly agree	2	11.11%
Total	18	



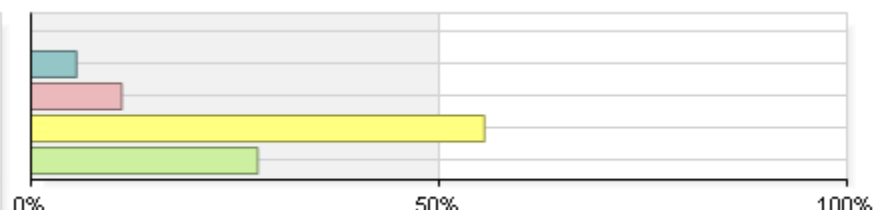
13. Provides you with opportunities to apply dental solutions to improve the quality of life in the community

1 Strongly disagree	2	11.11%
2 Disagree	0	0.00%
3 Neither agree nor disagree	2	11.11%
4 Agree	11	61.11%
5 Strongly agree	3	16.67%
Total	18	



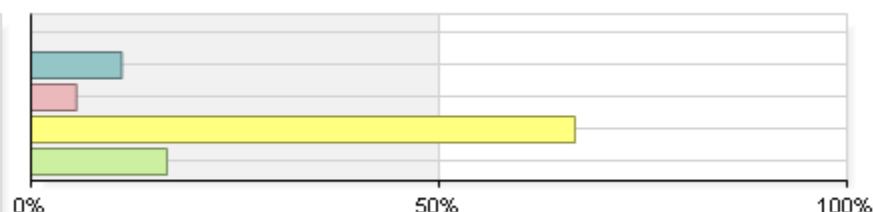
14. Prepares you for the clinical licensing board examination

1 Strongly disagree	0	0.00%
2 Disagree	1	5.56%
3 Neither agree nor disagree	2	11.11%
4 Agree	10	55.56%
5 Strongly agree	5	27.78%
Total	18	



15. Designed to prepare you to function as a successful dental professional

1 Strongly disagree	0	0.00%
2 Disagree	2	11.11%
3 Neither agree nor disagree	1	5.56%
4 Agree	12	66.67%
5 Strongly agree	3	16.67%
Total	18	



Indicate your overall level of satisfaction with your experiences at UofL.

1 Very dissatisfied	10	2.46%
2 dissatisfied	29	7.14%
3 Neither satisfied nor dissatisfied	45	11.08%
4 Satisfied	222	54.68%
5 Very satisfied	100	24.63%
Total	406	

