

2016 Recent Graduate Survey--Graduate Students (Public & Private Combined)

2016 Recent Graduate Survey--Graduate Students (Public & Private Combined)

Project Audience Public: 2,571

Responses Received 417

Response Ratio 16.2%

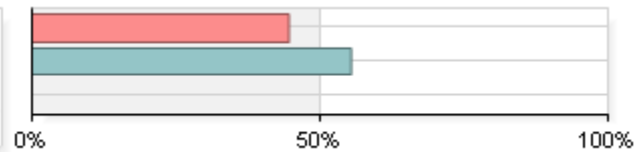
Prepared by IR Survey

Creation Date Thu, Jun 16, 2016



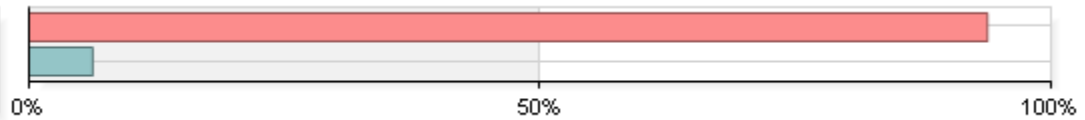
In which academic year did you graduate

1 2013-2014 (Summer 2013, Fall 2013, Spring 2014)	186	44.60%
2 2014-2015 (Summer 2014, Fall 2014, Spring 2015)	231	55.40%
3 Other	0	0.00%
Total	417	



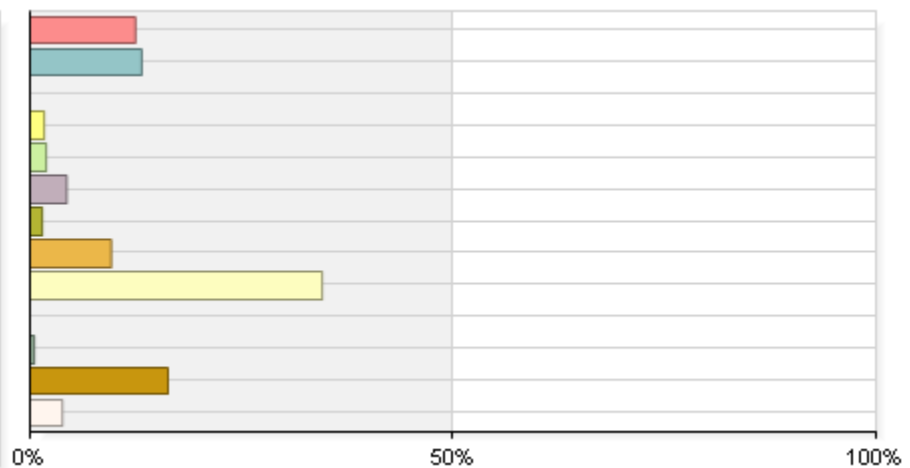
Did you graduate with more than one degree?

1 No	391	93.76%
2 Yes	26	6.24%
Total	417	



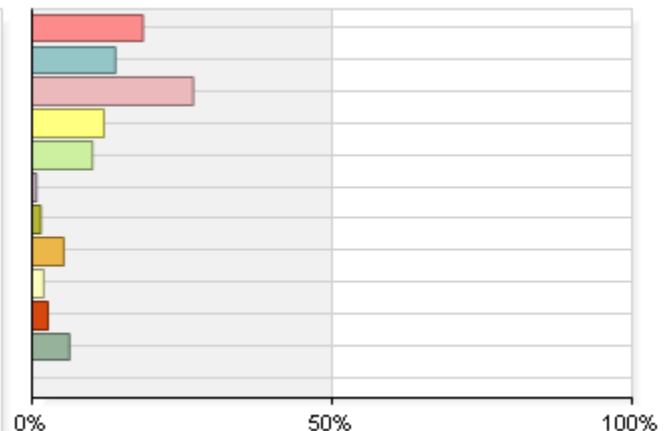
What degree did you earn?

1 M.A.T. or M.Ed.	52	12.47%
2 M.B.A or M.A.C.	55	13.19%
3 M.F.A.	0	0.00%
4 M.M. or M.M.E.	7	1.68%
5 M.P.A. or M.U.P.	8	1.92%
6 M.P.H.	18	4.32%
7 M.S.N.	6	1.44%
8 M.S.S.W.	40	9.59%
9 Other Master's degree	144	34.53%
10 Au.D.	1	0.24%
11 Ed.D.	2	0.48%
12 Ph.D.	68	16.31%
13 Other	16	3.84%
Total	417	



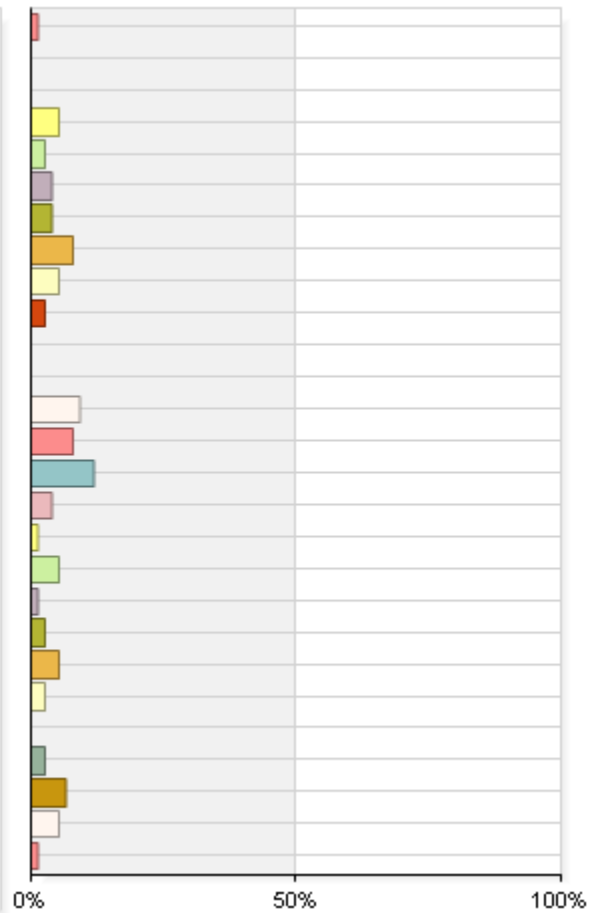
Please indicate from which school you graduated

1 College of Arts and Sciences	77	18.47%
2 College of Business	58	13.91%
3 College of Education and Human Development	112	26.86%
4 J.B. Speed School of Engineering	50	11.99%
5 Kent School of Social Work	42	10.07%
6 School of Dentistry	3	0.72%
7 School of Interdisciplinary & Graduate Studies	6	1.44%
8 School of Medicine	22	5.28%
9 School of Music	8	1.92%
10 School of Nursing	11	2.64%
11 School of Public Health & Information Sciences	26	6.24%
12 Other	2	0.48%
Total	417	



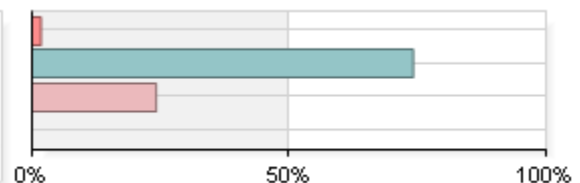
Please select your program from the College of Arts & Sciences programs listed below.

1 Anthropology	1	1.32%
2 Art (Creative)	0	0.00%
3 Art History	0	0.00%
4 Biology	4	5.26%
5 Chemistry	2	2.63%
6 Clinical Psychology	3	3.95%
7 Communication	3	3.95%
8 English	6	7.89%
9 English Rhetoric and Composition	4	5.26%
10 Experimental Psychology	2	2.63%
11 French Language Literature	0	0.00%
12 Geography (Applied)	0	0.00%
13 History	7	9.21%
14 Humanities (includes program concentrations)	6	7.89%
15 Justice Administration	9	11.84%
16 Mathematics	3	3.95%
17 Pan-African Studies	1	1.32%
18 Physics	4	5.26%
19 Political Science	1	1.32%
20 Public Administration (includes program concentrations)	2	2.63%
21 Sociology (Applied)	4	5.26%
22 Spanish	2	2.63%
23 Theatre Arts	0	0.00%
24 Urban and Public Affairs	2	2.63%
25 Urban Planning (includes program concentrations)	5	6.58%
26 Women's and Gender Studies	4	5.26%
27 Other, please specify	1	1.32%
Total	76	

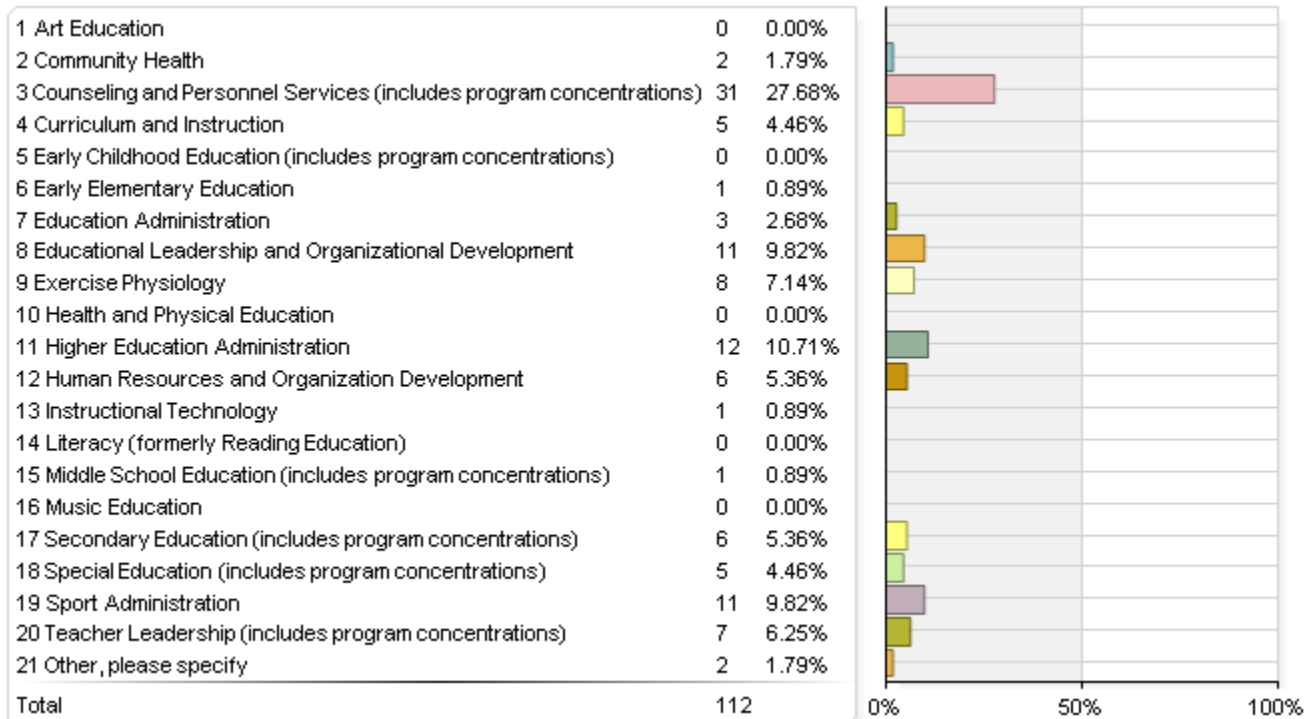


Please select your program from the College of Business programs listed below.

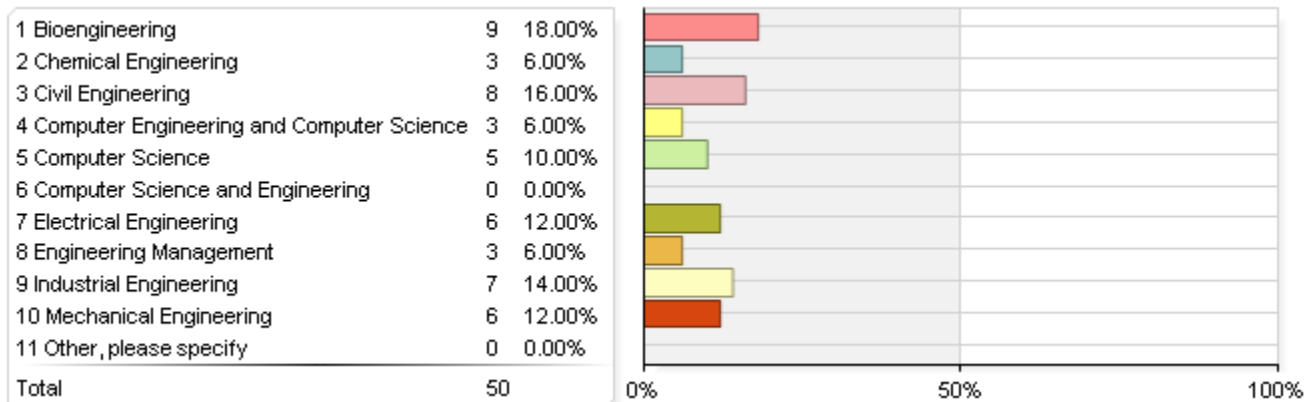
1 Accountancy	1	1.72%
2 Business Administration (includes program concentrations)	43	74.14%
3 Entrepreneurship	14	24.14%
4 Other, please specify	0	0.00%
Total	58	



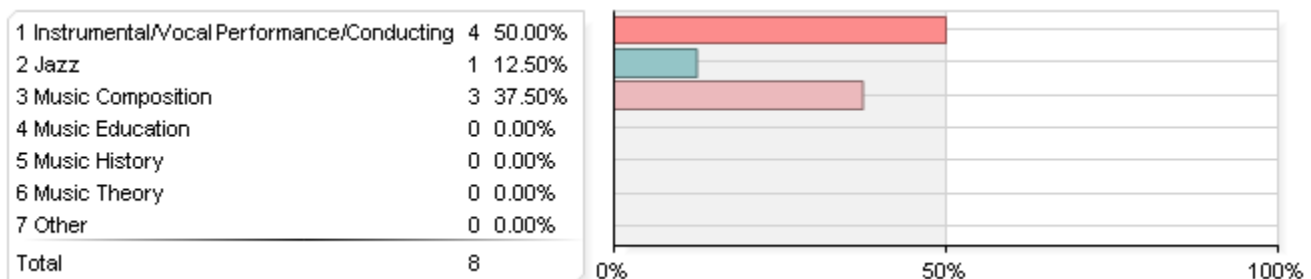
Please select your program from the College of Education & Human Development programs listed below.



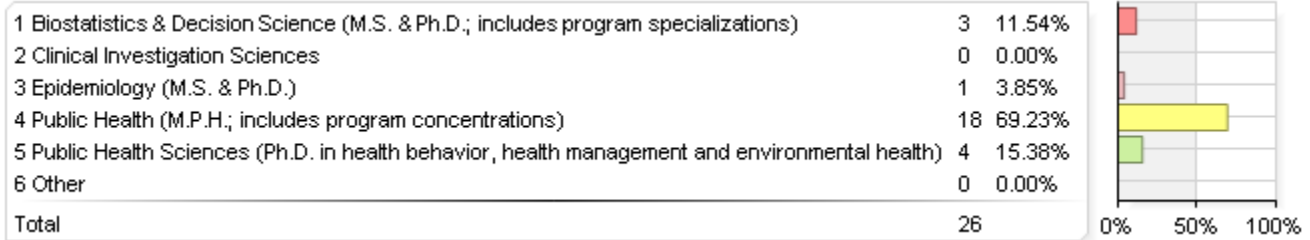
Please select your program from the J.B. Speed School of Engineering programs listed below.



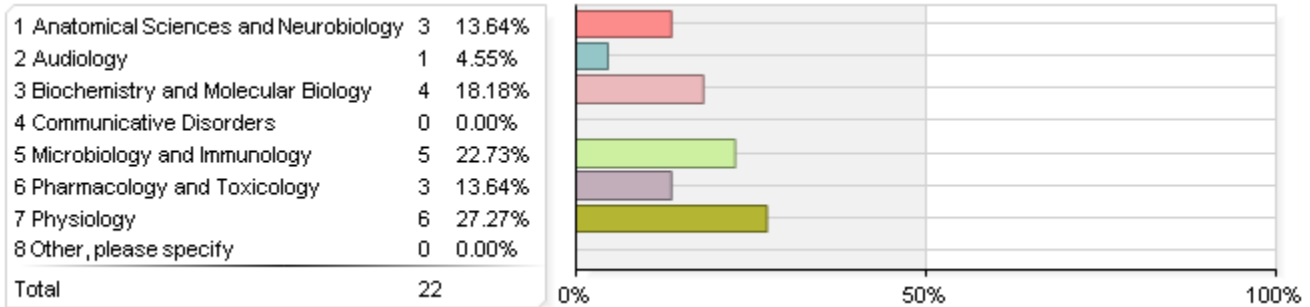
Please select your program from the School of Music programs listed below.



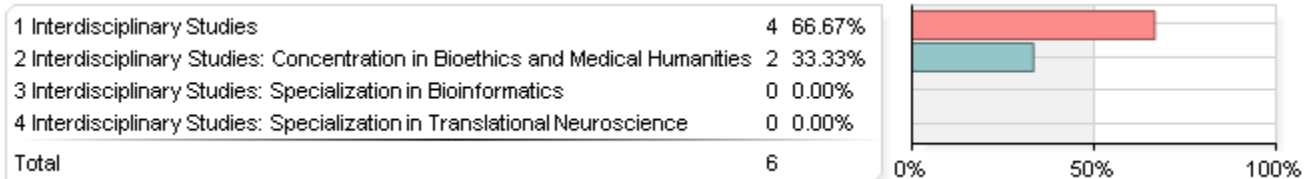
Please select your program from the School of Public Health & Information Science programs listed below.



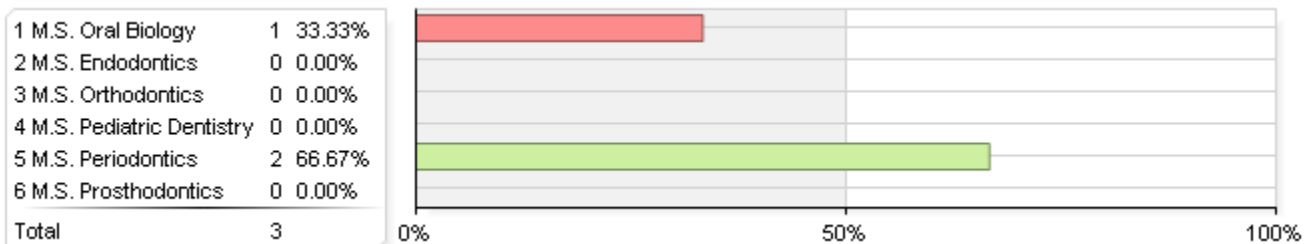
Please select your program from the School of Medicine programs listed below.



Please select your program from the School of Interdisciplinary & Graduate Studies programs listed below.



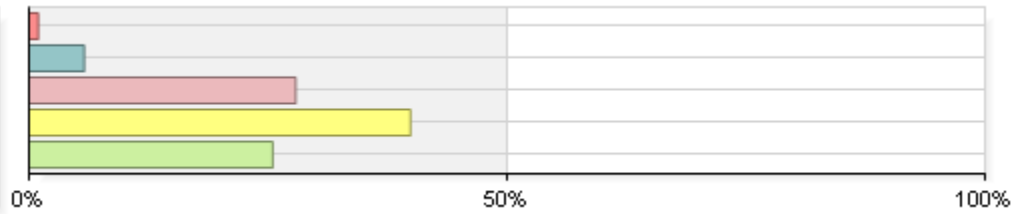
Please select your program from the School of Dentistry programs listed below.



Please rate each of the following as they relate to the degree program you completed at the University of Louisville

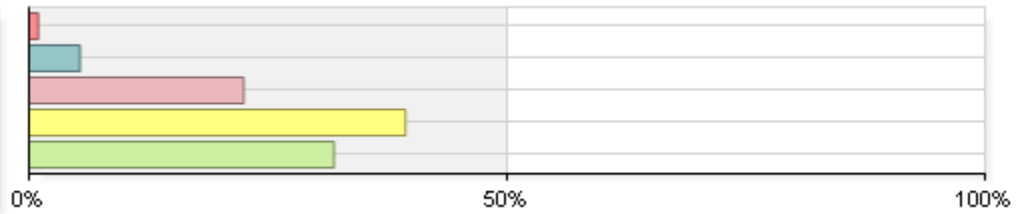
1. My overall impression of academic standards in my degree program

1 Poor	4	0.96%
2 Fair	24	5.77%
3 Good	116	27.88%
4 Very Good	166	39.90%
5 Excellent	106	25.48%
Total	416	



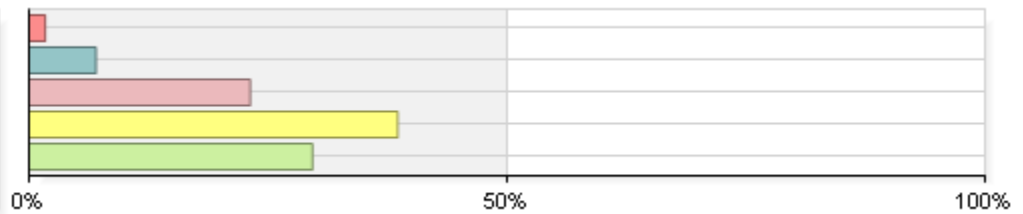
2. My overall impression of the faculty instruction in my degree program

1 Poor	4	0.97%
2 Fair	22	5.31%
3 Good	93	22.46%
4 Very Good	163	39.37%
5 Excellent	132	31.88%
Total	414	



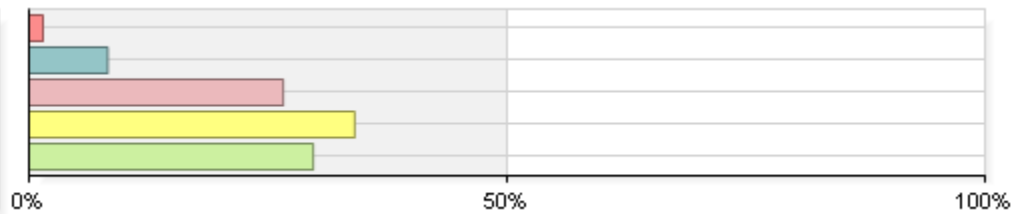
3. My overall impression of the degree program

1 Poor	7	1.69%
2 Fair	29	6.99%
3 Good	96	23.13%
4 Very Good	160	38.55%
5 Excellent	123	29.64%
Total	415	



4. My overall impression of the value of my degree

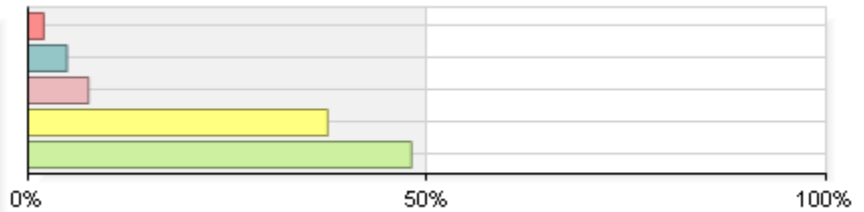
1 Poor	6	1.45%
2 Fair	34	8.21%
3 Good	110	26.57%
4 Very Good	141	34.06%
5 Excellent	123	29.71%
Total	414	



Please rate each of the following as they relate to the impact of your degree program from the University of Louisville

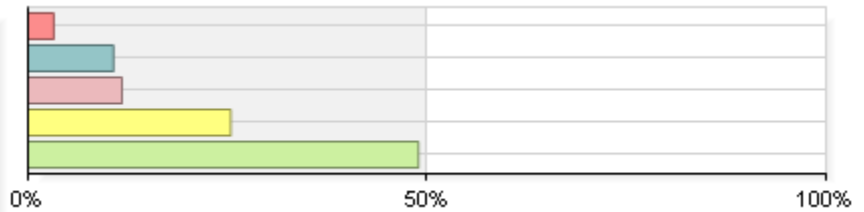
1. This degree was effective in preparing me for my career

1 Strongly Disagree	8	1.95%
2 Disagree	20	4.88%
3 Neither Agree nor Disagree	31	7.56%
4 Agree	154	37.56%
5 Strongly Agree	197	48.05%
Total	410	



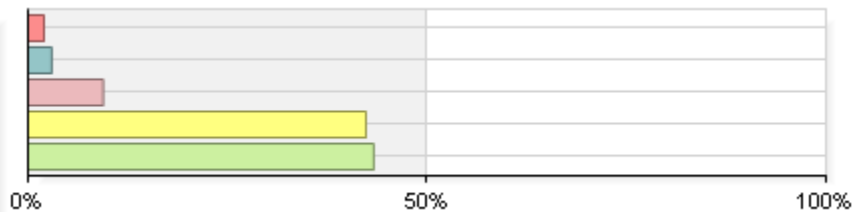
2. This degree helped me to get my current job

1 Strongly Disagree	12	3.21%
2 Disagree	40	10.70%
3 Neither Agree nor Disagree	44	11.76%
4 Agree	95	25.40%
5 Strongly Agree	183	48.93%
Total	374	



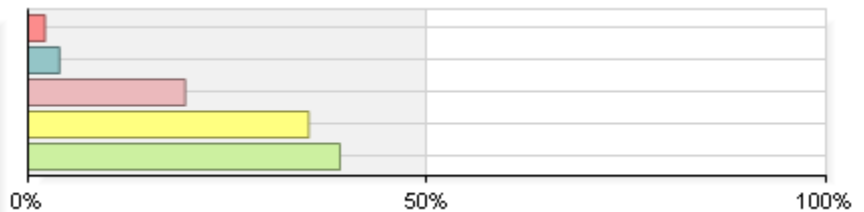
3. This degree prepared me to be a successful professional in my field

1 Strongly Disagree	8	1.98%
2 Disagree	12	2.97%
3 Neither Agree nor Disagree	38	9.41%
4 Agree	171	42.33%
5 Strongly Agree	175	43.32%
Total	404	



4. This degree prepared me to be successful in pursuing additional education

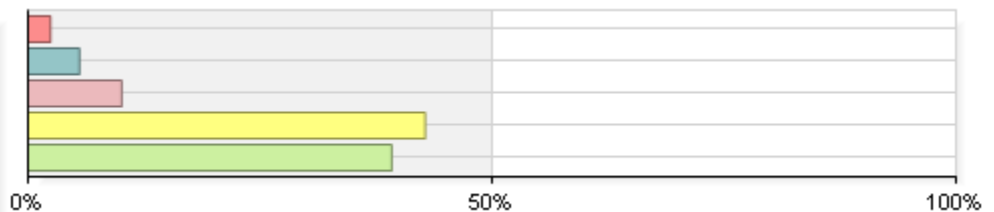
1 Strongly Disagree	7	2.12%
2 Disagree	13	3.94%
3 Neither Agree nor Disagree	65	19.70%
4 Agree	116	35.15%
5 Strongly Agree	129	39.09%
Total	330	



Please rate the likelihood that you would recommend the following:

1. Likelihood I would recommend graduates of this degree program to my current employer

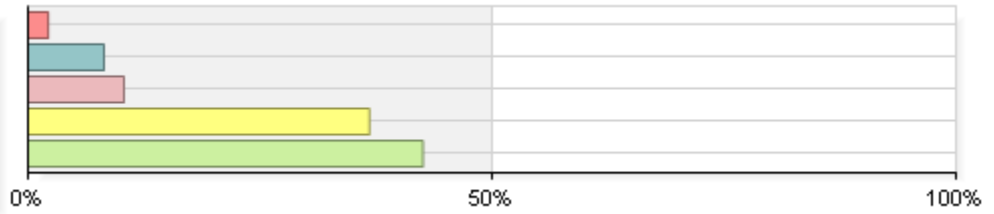
1 Definitely Not	10	2.40%
2 Probably Not	23	5.53%
3 Not Sure	42	10.10%
4 Probably Yes	178	42.79%
5 Definitely Yes	163	39.18%
Total	416	



Please rate the likelihood that you would recommend the following: (continued)

2. Likelihood I would recommend this degree program to a friend or family member

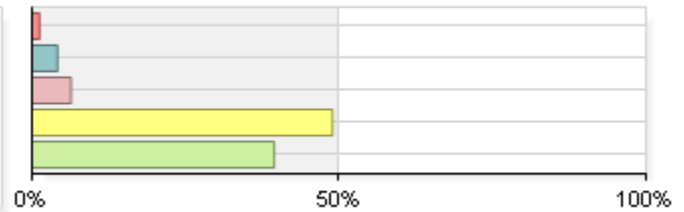
1 Definitely Not	9	2.16%
2 Probably Not	34	8.17%
3 Not Sure	43	10.34%
4 Probably Yes	153	36.78%
5 Definitely Yes	177	42.55%
Total	416	



For each of the following SIGS PLAN events, please rate how effective you believe each event was in preparing you to be a successful professional or pursue additional education in your field.

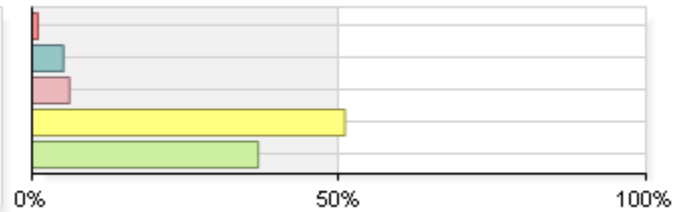
1. Graduate Teaching Assistant (GTA) Academy

1 Not at all effective	5	1.22%
2 Somewhat effective	17	4.14%
3 Very effective	26	6.33%
4 Didn't participate because I didn't know about it	201	48.91%
5 Didn't participate for some other reason	162	39.42%
Total	411	



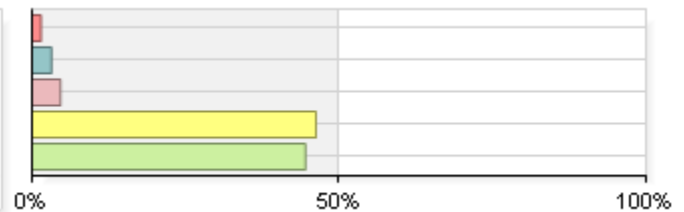
2. Other Teaching Skills Workshops sponsored by SIGS

1 Not at all effective	4	0.98%
2 Somewhat effective	21	5.12%
3 Very effective	25	6.10%
4 Didn't participate because I didn't know about it	209	50.98%
5 Didn't participate for some other reason	151	36.83%
Total	410	



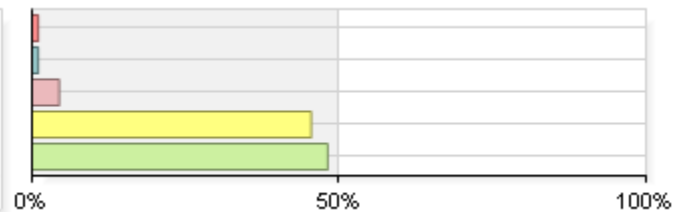
3. Grant Writing Academy

1 Not at all effective	6	1.46%
2 Somewhat effective	13	3.16%
3 Very effective	19	4.62%
4 Didn't participate because I didn't know about it	190	46.23%
5 Didn't participate for some other reason	183	44.53%
Total	411	



4. Dissertation Writing Retreat

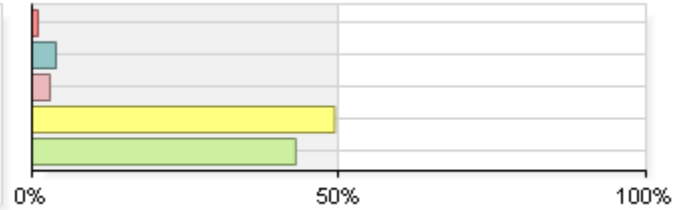
1 Not at all effective	4	0.98%
2 Somewhat effective	4	0.98%
3 Very effective	18	4.40%
4 Didn't participate because I didn't know about it	186	45.48%
5 Didn't participate for some other reason	197	48.17%
Total	409	



For each of the following SIGS PLAN events, please rate how effective you believe each event was in preparing you to be a successful professional or pursue additional education in your field. (continued)

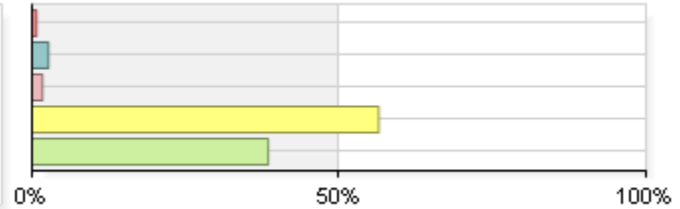
5. Other Writing Workshops sponsored by SIGS

1 Not at all effective	4	0.98%
2 Somewhat effective	16	3.90%
3 Very effective	12	2.93%
4 Didn't participate because I didn't know about it	202	49.27%
5 Didn't participate for some other reason	176	42.93%
Total	410	



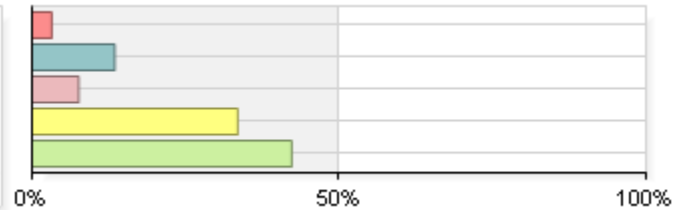
6. Entrepreneurship Academy

1 Not at all effective	3	0.73%
2 Somewhat effective	11	2.68%
3 Very effective	7	1.70%
4 Didn't participate because I didn't know about it	232	56.45%
5 Didn't participate for some other reason	158	38.44%
Total	411	



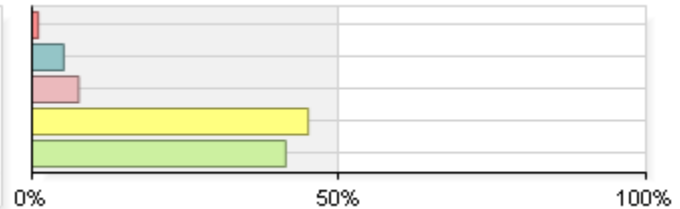
7. Job Search and Career Workshops

1 Not at all effective	13	3.18%
2 Somewhat effective	55	13.45%
3 Very effective	31	7.58%
4 Didn't participate because I didn't know about it	137	33.50%
5 Didn't participate for some other reason	173	42.30%
Total	409	



8. Other Professional Development Workshops sponsored by SIGS

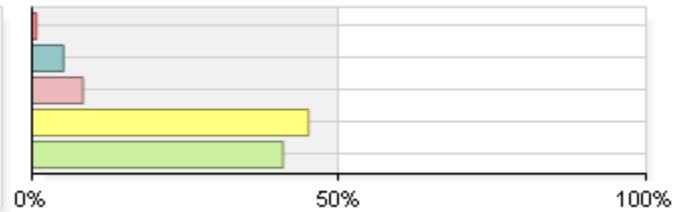
1 Not at all effective	4	0.98%
2 Somewhat effective	21	5.13%
3 Very effective	31	7.58%
4 Didn't participate because I didn't know about it	184	44.99%
5 Didn't participate for some other reason	169	41.32%
Total	409	



For each of the following SIGS PLAN events, please rate how effective you believe each event was in preparing you to be a successful professional or pursue additional education in your field. (continued)

9. Other Professional Development Opportunities such as one-on-one consultations, customized workshops, social events, or brown bag/breakfast series sponsored by SIGS

1 Not at all effective	3	0.73%
2 Somewhat effective	21	5.11%
3 Very effective	34	8.27%
4 Didn't participate because I didn't know about it	185	45.01%
5 Didn't participate for some other reason	168	40.88%
Total	411	



What other professional development programs sponsored by SIGS did you participate in?

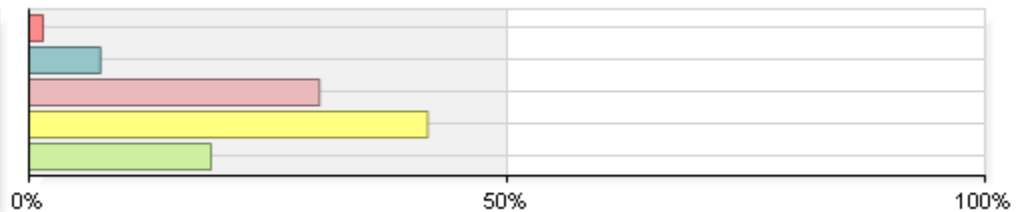
Comment

Not Answered

Please rate each of the following as they relate to the University of Louisville

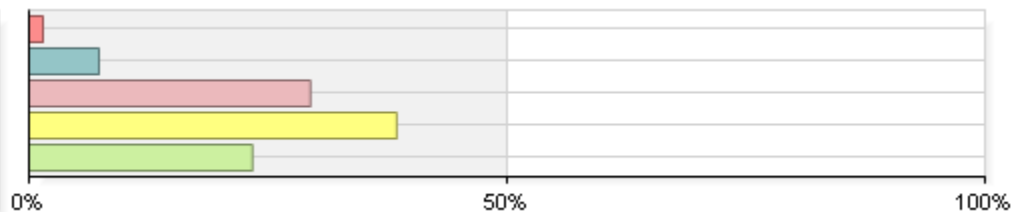
1. My overall impression of academic standards at UofL

1 Poor	6	1.45%
2 Fair	31	7.47%
3 Good	126	30.36%
4 Very Good	173	41.69%
5 Excellent	79	19.04%
Total	415	



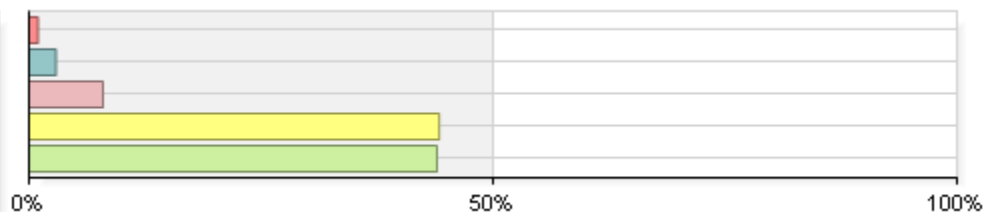
2. My overall impression of UofL as an institution of higher learning

1 Poor	6	1.46%
2 Fair	30	7.30%
3 Good	121	29.44%
4 Very Good	158	38.44%
5 Excellent	96	23.36%
Total	411	



Please rate the likelihood that you would recommend UofL to others

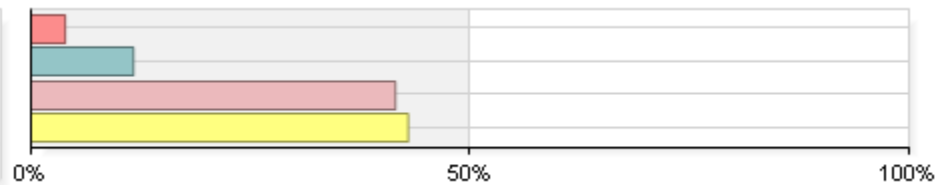
1 Definitely Not	4	0.97%
2 Probably Not	12	2.90%
3 Not Sure	33	7.97%
4 Probably Yes	183	44.20%
5 Definitely Yes	182	43.96%
Total	414	



How much progress did you make towards the following skills, knowledge, and personal development during the course of your graduate work at UofL?

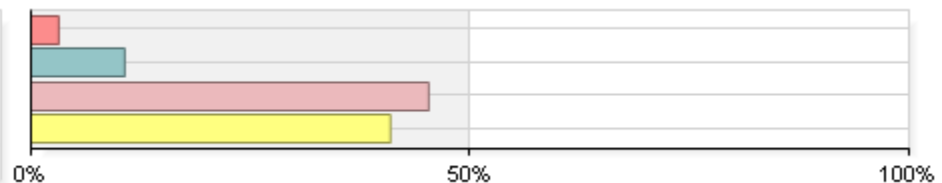
1. Writing clearly and effectively

1 No Progress	16	3.88%
2 Slight Progress	48	11.65%
3 Moderate Progress	171	41.50%
4 A lot of Progress	177	42.96%
Total	412	



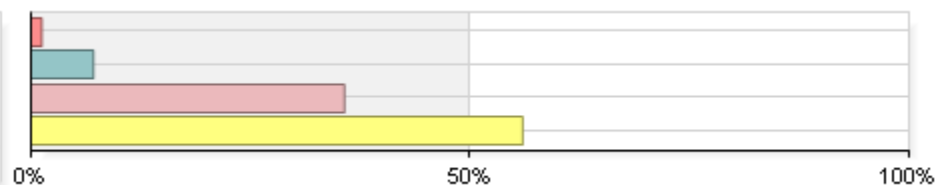
2. Speaking clearly and effectively

1 No Progress	13	3.15%
2 Slight Progress	44	10.65%
3 Moderate Progress	187	45.28%
4 A lot of Progress	169	40.92%
Total	413	



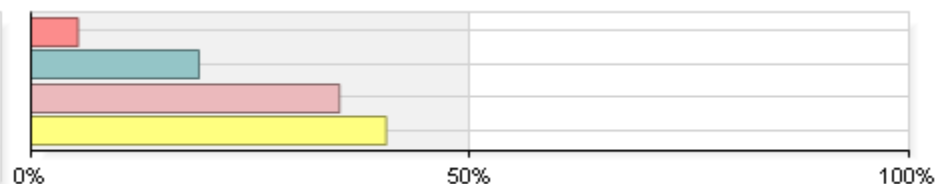
3. Thinking critically and analytically

1 No Progress	5	1.22%
2 Slight Progress	29	7.09%
3 Moderate Progress	146	35.70%
4 A lot of Progress	229	55.99%
Total	409	



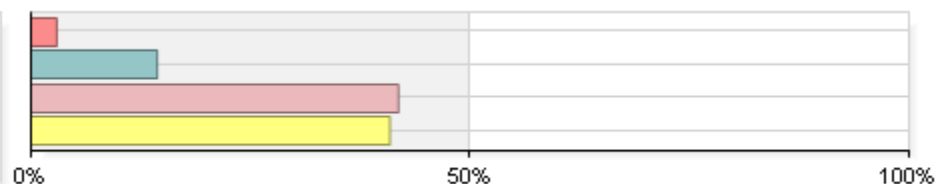
4. Analyzing numerical and statistical information

1 No Progress	22	5.33%
2 Slight Progress	79	19.13%
3 Moderate Progress	145	35.11%
4 A lot of Progress	167	40.44%
Total	413	



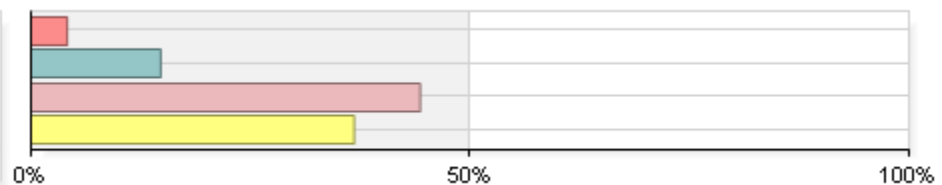
5. Acquiring job or work related knowledge and skills

1 No Progress	12	2.92%
2 Slight Progress	59	14.36%
3 Moderate Progress	172	41.85%
4 A lot of Progress	168	40.88%
Total	411	



6. Working effectively with others

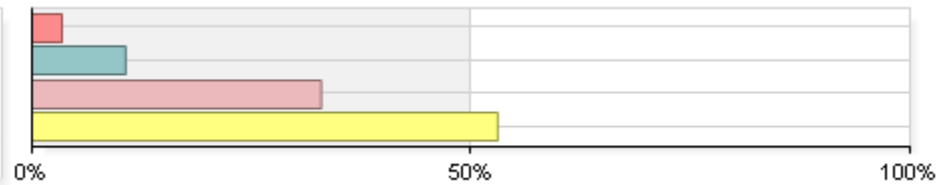
1 No Progress	17	4.12%
2 Slight Progress	61	14.77%
3 Moderate Progress	183	44.31%
4 A lot of Progress	152	36.80%
Total	413	



How much progress did you make towards the following skills, knowledge, and personal development during the course of your graduate work at UofL? (continued)

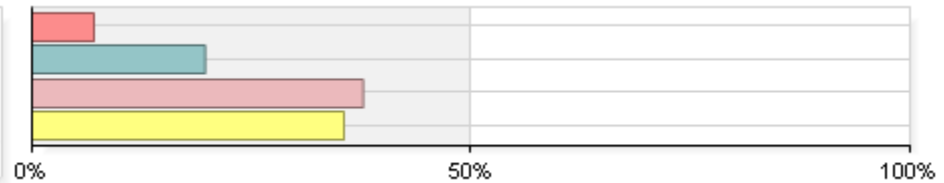
7. Learning effectively on your own

1 No Progress	14	3.39%
2 Slight Progress	44	10.65%
3 Moderate Progress	136	32.93%
4 A lot of Progress	219	53.03%
Total	413	



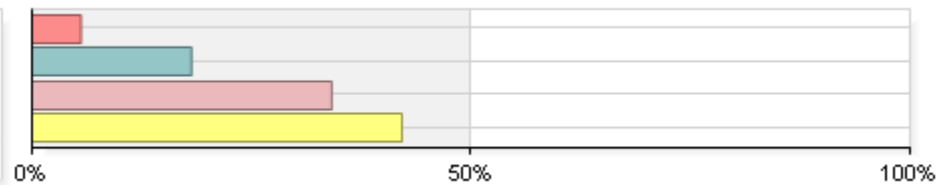
8. Developing or clarifying a personal code of values and ethics

1 No Progress	29	7.06%
2 Slight Progress	81	19.71%
3 Moderate Progress	155	37.71%
4 A lot of Progress	146	35.52%
Total	411	



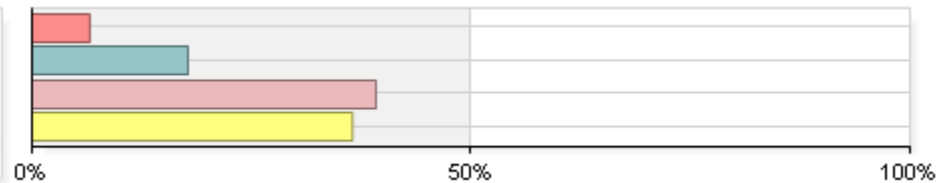
9. Understanding people of other backgrounds (economic, racial/ethnic, political, religious, nationality, etc.)

1 No Progress	23	5.57%
2 Slight Progress	75	18.16%
3 Moderate Progress	141	34.14%
4 A lot of Progress	174	42.13%
Total	413	



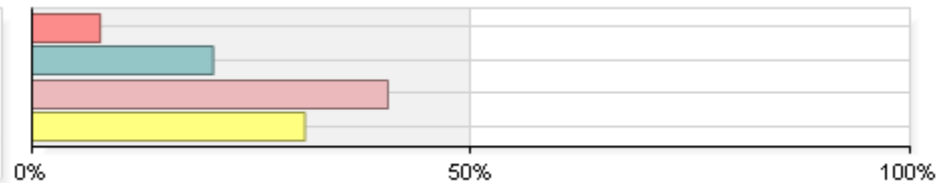
10. Solving complex real-world problems

1 No Progress	27	6.57%
2 Slight Progress	73	17.76%
3 Moderate Progress	161	39.17%
4 A lot of Progress	150	36.50%
Total	411	



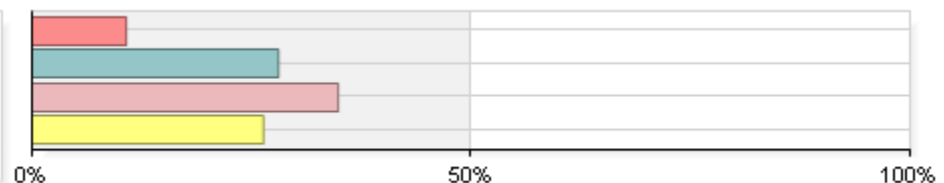
11. Being an informed and active citizen

1 No Progress	32	7.77%
2 Slight Progress	85	20.63%
3 Moderate Progress	167	40.53%
4 A lot of Progress	128	31.07%
Total	412	



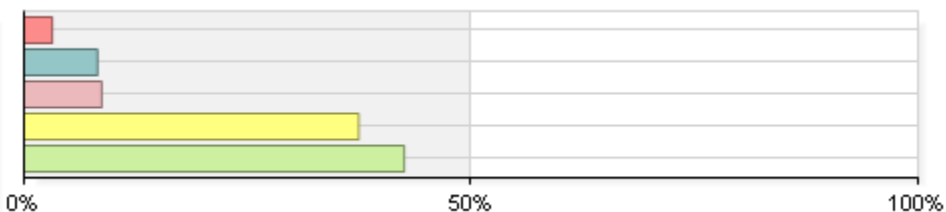
12. Improving computer information technology skills

1 No Progress	44	10.73%
2 Slight Progress	115	28.05%
3 Moderate Progress	143	34.88%
4 A lot of Progress	108	26.34%
Total	410	



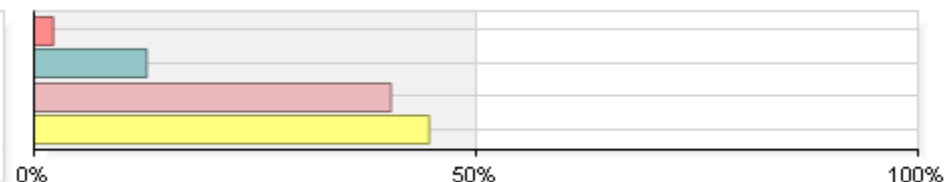
How important was your overall education at the University of Louisville in helping you achieve your current level of professional success?

1 Not Important	13	3.14%
2 Slightly Important	34	8.21%
3 Neutral	36	8.70%
4 Important	155	37.44%
5 Very Important	176	42.51%
Total	414	



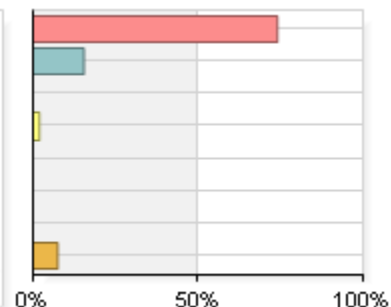
If you could start college again, how likely would you be to enroll at UofL?

1 Extremely Unlikely	9	2.16%
2 Unlikely	53	12.74%
3 Likely	168	40.38%
4 Extremely Likely	186	44.71%
Total	416	



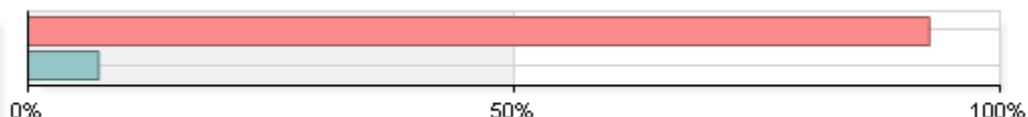
Current Employment Status

1 Employed at a job related to my degree program	308	74.04%
2 Employed at a job not related to my degree program	64	15.38%
3 Participating in a national or international service program (e.g. Peace Corps)	0	0.00%
4 Unemployed and seeking employment	8	1.92%
5 Unemployed and not seeking employment	1	0.24%
6 Military service	1	0.24%
7 Raising a family	3	0.72%
8 Other, please specify	31	7.45%
Total	416	



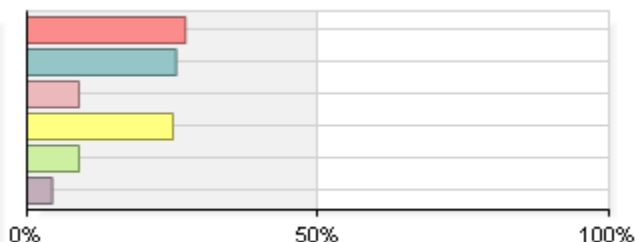
Are you working full-time or part-time?

1 Full-time	345	92.74%
2 Part-time	27	7.26%
Total	372	



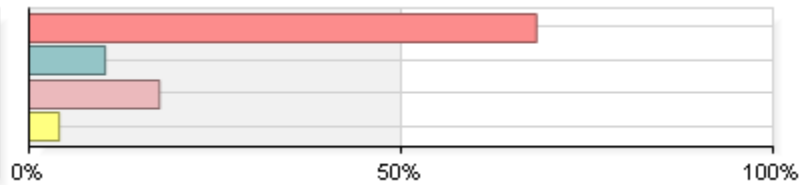
Once you began your job search, how long did it take you to find this position?

1 Held this position while attending UofL	101	27.22%
2 Secured this position prior to graduation from UofL	95	25.61%
3 Less than one month	33	8.89%
4 One to six months	93	25.07%
5 Seven to twelve months	33	8.89%
6 Over a year	16	4.31%
Total	371	



Where is your employer located?

1 Kentucky	253	68.19%
2 Illinois, Indiana, Ohio, Tennessee	38	10.24%
3 Other U.S. location	65	17.52%
4 Outside the U.S.	15	4.04%
Total	371	



What is the name of firm or organization where you work?

Comment
JCPS
Oldham County Schools
HumRRO
U of L
US Navy - civilian
Centre College
American Printing House
ECHP/PMD
SHC MEDICAL PARTNERS
JCPS
JCPS
Jefferson county public schools
JCPS
ResCare, Inc.
Calhoun Community College
okinawa institute of science and technology
University of Louisville
JCPS
Lloyd & McDaniel, PLC
General Motors
Literacy Design Collaborative
Santa Clara University
Lexmark
U of L
U of L
University of Louisville
University of Louisville
University of Louisville
University of Louisville
Ireland Home Based Services
University of Louisville
Brigham and Women's Hospital/Harvard Medical School
Luxtottica
Clark County Health Department

Louisville Metro Government
Baptist Health Medical Group
The Well of Lexington
University of Louisville
JFCS
Los Alamos National Laboratory
UPS
Packsize LLC.
Mercy Academy
Farmers RECC
GE
University of Louisville (doctoral studies)
New Directions Housing Corporation
Kent School of Social Work
ULAA
North Carolina State University
Knoxville, TN Police Department
Campbell County Board of Education
Family and Children's Place
Green Dot, etc., Inc.
Jefferson County Public Schools
Muhammad Ali Center
Physassist Scribes
Presentation Academy
University of Louisville
University of Louisville
Jacobi, Toombs & Lanz
Northern Kentucky university
Isopure Corporation
Seven Counties Services, Inc
Vanderbilt University
CDK Global
KIPDA
Inscope Medical Solutions
Homecare Homebase
Louisville metro department of corrections
Jefferson County Public Schools
New Beginnings Family Serices
Rawlings Group
Seneca high
Corey Taylor Sports Performance
University of Louisville
Rutgers University
University of Louisville

Laura Mercier
C&I Engineering
Steel Technologies
UPS
Seven Counties Services
Tri-Arrows Aluminum
Anderson Engineering
St. Catharine College
University of Louisville
Yokohama Industries Americas
Schneider Electric
University of Louisville
Nelson County High School
Trilogy Health Services
MSD
St. Jude Medical
South Oldham high school
Humana
Plumbers and Pipefitters Local 452
Indiana University Southeast
University of Louisville
Eastern Kentucky University
Yew dell
Seven counties
Tampa Bay Rowdies
Utah State Office of Education
University of Louisville - Pediatrics
Coastal Carolina University
Johns Hopkins University School of Medicine
River city distributing
Bright Horizons- Lexmark Center for Children
Kentucky Department for Public Health
Norton healthcare
University of California - Santa Barbara
Indiana University Bloomington
Cook Medical
Montessori School of Louisville; also self-employed
Hexion, Inc.
Medpace
Bastian Solutions
University of Maine
Harshaw Trane
Jefferson County Public Schools
Humana inc

Lifestyle Communities
Cardno ChemRisk
Kentucky Utilities
SABIC
Nalco
BROWN MACKIE COLLEGE
Clark Memorial Hospital
University of Louisville
Stantec
JCPS
Thomas More College
Cabinet for Health and Family Services
The Learning House
Jefferson County Public Schools
Department of Veterans Affairs
Campbell County Schools
University of South Carolina/Greenville Health System
Leibniz Institute for Astrophysics Potsdam
Humana Pharmacy
Humana
Old Dominion University
Humana
Advance Genomic Technology
The Nature Conservancy
Adesso AG
uofl SPHIS
North Carolina A&T State University
Investors Heritage
Buffer
Louis Berger
Brown Mackie College Louisville
Cabinet for Health & Family Services
Crossroads Hospice - Contract Ended; Accepting offer at Signature Healthcare at Primacy
Department of the Army (GS Civilian)
Syngenta Crop Protection
University of Louisville
Jefferson County Public Schools
Self-employed
Focus on youth
UofL
Solid Light, Inc.
LG&E and KU
Baptist health
North Oldham High School

EagleBurgmann KE, Inc
University of Louisville
Ocean Springs Police Department
Humana, Inc.
American Printing House for the Blind
Kentucky Office of the Attorney General
CDK Global
University of Louisville
ZirMed
Bullitt County Schools
University of Louisville
N/A
Commonwealth of Kentucky
Humana
University of Louisville
UofL
Humana
Indiana University-Purdue University Fort Wayne
Jefferson Community and Technical College
University of Louisville
Jefferson county public schools
Humana
University of Louisville
Bellarmine University
Louisville slugger museum
Schneider electric
Olive Branch Tree Care
University of Louisville
Washburn University
JCPS
Kentucky Historical Society
Volunteers of America
U of L
Central Hardin High School
DaVita
California State Polytechnic University, Pomona
Gartner
United States Tennis Association
Associates in Counseling and Psychotherapy
KentuckyOne Health
Quincy Public Schools
Michigan State University Student-Athlete Support Services
Brown-Forman
UofL

School of Dentistry, University of Louisville

East Jessamine High School

Veteran's Affairs Medical Center

Papa John's International, Inc.

LG&e and Ku services company

University of Louisville Department of Pediatrics

Cabinet for Health and Family Services

Louis T. Roth & Co., PLLC

Humana

New College of Florida

GRW Engineers, Inc.

University of Detroit Mercy

Cummins Inc.

Bandfield

Louisville Women's Sports Network

UofL

JCPS

Clark Nexsen

Indiana University (IUPUI)

General Electric

Jefferson County Public Schools

Manchester university

University of Louisville Physician

Real Estate

Ohio Valley Educational Cooperative

Fayette County Public Schools

HP, Inc.

I'm a freelance writer

F.D. Thomas, Inc.

Ross Local Schools

Emory University

ResCare

University of Louisville

N/A

Toyota

Hosparus

Jefferson County Public Schools

Associates in Counseling and Psychology

It is a state university

Seven counties

Humana

Norton

BIC4

Lincoln Trail Area Development District

Sam Houston State University
UofL
WAGO
University of Louisville
WME IMG College
Massachusetts College of Pharmacy and Health Sciences
Indiana University
St. Petersburg College
Stantec
University of south Florida
Kentucky Association of Sexual Assault Programs
Hearing associates of South Carolina
Caretenders
Seven Counties Services
Wellstone Regional Hospital
JCPS
Gibson Bioscience
Quest Diagnostics
Jefferson County Public Schools
ELEIT Technology
Probation and Parole
Ireland Home Based Services
Winston Salem State University
Edwardsburg Public School
Guthrie/Mayes Public Relations
Indiana Historical Society
NECCO
University of Wyoming
St Elizabeth Healthcare
DODDS
The Children's Home of Cincinnati
University of Louisville
HPW Associates
GE
BIC4 GmbH
Associates In Accounting CPA
Louisville Metro Dept of Public Health and Wellness
CMHC, Inc.
University of Louisville
Louisville Metro Government - Health Department
Sea Mar Community Health Center
TECA INC
Texas Department of Family and Protective Services
University of Mississippi

G & K Services
JCPS
GE Appliances
The university of louisville
ABB
orise
University of Louisville School of Music
Ivy Tech Community College
US Army
University of Toledo
UofL
Boston Medical Center
University of Saint Mary
Regenstrief Institute
SAFY

What is your job title?

Comment
Math Intervention Coach
Special Education Teacher
Senior Scientist
Assistant Professor
Senior Engineer
Special Assistant to the Presidenet
Narrator
APRN
ARPN
Goal Clarity Coach
Assistant Principal
Teacher
Teacher
associate scientist
Mathematics Instructor
postdoctoral researcher
postdoctoral scholar
teacher
visiting assistant professor
Senior Financial Administrator
Pipefitter
Education Consultant
Assistant Professor
Organizational Change Management Lead
Counseling Coordinator, HSC Campuis
Temporary - data collector (I'm also a lecturer, but this is secondary)

Academic Coordinator
Assistant Professor
Instructor
Home Based Therapist
Psychologist
Postdoctoral Research Fellow
Store manager
Historic Preservation Specialist
Recruiting Manager
APRN
Program Director
Student Account Representative
Program Director
Postdoctoral Researcher
Part-time package handler
Solutions Engineer
Teacher
MSR
Digital Marketing Program Manager
Graduate Teaching Associate
ESL teacher
Associate Director
Strategic Development Coordinator
Program Manager for Continuing Education
Coordinator of Orientation and Clinical Year
Police Lieutenant
Assistant Professor
School Counselor
HANDS Program Supervisor
Associate Director
Teacher
Mission Advancement Associate
Scribe Trainer
Development Administrative Assistant
School counselor
Director, IT Services
Research Assistant
Engineering Technician (EIT)
Asst professor
Engineering Manager
Social Worker/Child and Family Therapist
Postdoc
Client Service Supervisor
Public Administration Specialist

Chief Operating Officer
Software Developer
Senior social worker
Science Teacher
Therapist
Subrogation Analyst
Counselor
Teacher
Strength coach
Administrative Assistant
Postdoctoral Associate
Postdoctoral Associate
Business Manager
Mechanical Engineer II
Senior Financial Analyst
Engineering Manager
Social Worker
Account Representative
Mechanical Engineer
Senior Financial Aid Counselor
Academic Counselor
Industrial Engineer
Energy Analys
Academic Counselor
Teacher
Foundation Specialist & Employee Services Support
Engineer I
Mechanical Development Quality Engineer
Art teacher
Consultant
Journeyman Pipefitter
Assistant Professor of Education
Associate Director of Development
Volunteer coordinator
In home therapist
Director of Team Operations
Education Specialist
Nutritionist Sr
Postdoctoral Research Fellow
Area sales representative
Kindergarten Prep Teacher
Epidemiologist
APRN
Lecturer

Postdoctoral Fellow
Development Engineer
Piano teacher
Development Program Chemical Engineer
Clinical Research Associate
Athletic Academic Counselor
Project Soecialist
ESL Teacher
Strategic consultant
Regional Fitness Specialist
Associate Health Scientist
EE I
Process Engineer
District Representative
Research fellow
IT assistant, and sound engineering assistant at school of music.
Adj. faculty
teacher
Therapist
Financial Aid Advisor
Project Engineer
Counselor
Director of Master Degree and Rank 1 certification programs in Education
Social Service Clinician
Enrollment Counselor
Postdoctoral Associate
ECE Instructional Assistant
Psychologist
School Counselor
postdoctoral fellow
Assistant Professor
PhD student
Project Manager
Scrum Master
Managing Director
Consultant
Teacher
Research Scientist
Philanthropy Program Specialist
Consultant
sr. program coordinator
Assistant Director of Undergraduate Admissions
Asst. VP, Information Services
Culture Scout

Environmental Planner

Instructor

Family Services Office Supervisor

Social Work Assistant

Social services assistant

Post Doctorate 2

Assistant Director for Alumni Relations

Teacher

Project Manager

Outpatient Art Therapist

Youth specialist

Program Director

social worker

Team Leader

Wellness coordinator

Associate Principal

Director of Field Services

GTA

Detective

Financial Analyst

Braille Transcriptionist

Cyber Crimes Investigator

Client Service Supervisor

Financial Services Specialist

Teacher

EEO - Employee Relations Specialist

Editor

Chief of Staff

Accountant II

Analyst

Graduate Research Assistant

Graduate Research Assistant

Analyst

Student Government Coordinator

Assistant Director of Admissions

Assistant Director

Teacher

Medicare Rep

Assistant Professor

Museum staff

Regional market manager

Groundsman

Program Coordinator

Director, Student One Stop

Teacher
Educator Programs Manager
Program Manager
Term Faculty
Teacher
Social worker
Assistant Professor
Leadership Client Manager
Schools Coordinator
Therapist
violence coordinator
Special Education Teacher
Academic and Tutorial Coordinator
Supply Planning Analyst
Lab manager
Clinical Associate Professor
Science Teacher
Psychology Fellow
Applications Developer II
Business analyst
Project planning and development coordinator
Accountant III
START social services worker
Senior Accountant
Consultant
Health Educator
Project Engineer
Clinical Assistant Professor
Current Product and Brake System Design and Development Engineer
DVM
Editor
Program Coordinator Sr.
Instructor
Structural Engineer, EIT
Assistant Professor (tenure track)
ITLP - Software Architect
Assistant professor
physician
Realtor
College and Career Counselor
FRC Coordinator
Hardware Engineer
Writer
Project Manager

District Transition Coordinator, Intervention Specialist, Special Education Department Chair

Postdoctoral Research Fellow

Social Worker/Transition Coordinator

Assistant Term Professor

N/A

Controls Engineer

Clinical Social worker

Teacher

Licensed Psychological Associate/Therapist

Assistant Professor

Therapist

Personal Healthcare Coordinator

Linen Clerk or Associate

General Manager

Transportation Planner/GIS Specialist

Assistant Professor

Research Analyst II

Development engineer

Postdoctoral Fellow

Clinical Research Coordinator

Publications Specialist

Assistant Professor

Visiting Research Associate

APRN

Assistive Technology Specialist

Graduate associate

PREA Coordinator

Audiologist

Medical social worker

Clinical therapist

Mobile Assessor

Goal Clarity Coach

Assistant Laboratory Technician II

Director of Professional Relations

Teacher

Master Planner, and Onsite Contract Coordinator for the Master Planning Support Contract

Investigator

Team Leader/ Therapist

Hall Director

Director of Bands

Account Manager

Collections Assistant, Reference Services

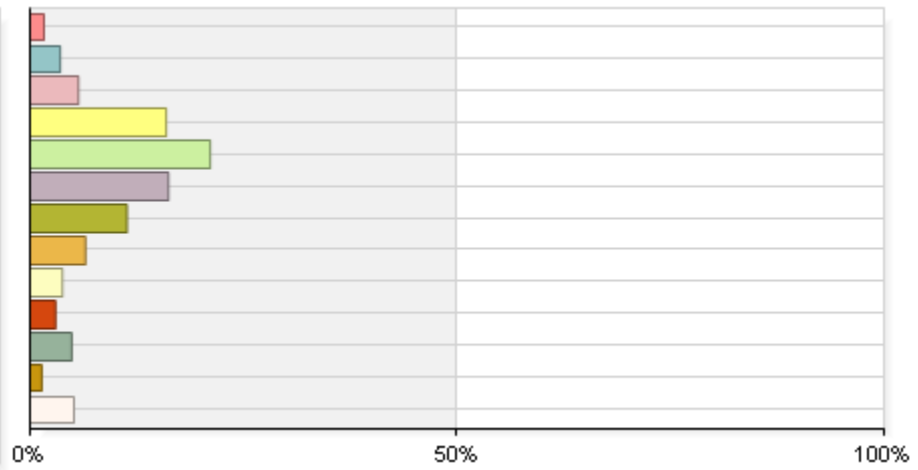
therapist

Coordinator, Fraternity & Sorority Life and Dean of Students Office

ER Social Worker
LIMS Teacher
School-based Therapist
Research Assistant
Research Assistant
Engineer
General Manager
Staff Accountant
Quality improvement coordinator
APRN, FNP-BC
Athletic Academic Counselor
Environmental Health Specialist
Mental Health Therapist, Chemical Dependency Professional
Accounting Manager
Executive Administrator Community Initiatives Specialist
Financial Aid Advisor
Management Trainee
Teacher
Cloud Architect
Sports performance data analyst
LBU Manager
fellow
Lecturer
Intermittent Temporary Employee
Instructor
Career Skills Program Manager
Assistant Strength & Conditioning Coach
Ph.D
Per Diem Social Worker
Career Support Services Coordinator
Data Analyst
FPP THERAPIST

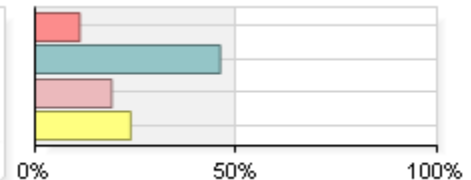
What is your annual pre-tax salary?

1 Less than \$10,000	6	1.62%
2 \$10,000-\$19,999	13	3.51%
3 \$20,000-\$29,999	21	5.68%
4 \$30,000-\$39,999	59	15.95%
5 \$40,000-\$49,999	78	21.08%
6 \$50,000-\$59,999	60	16.22%
7 \$60,000-\$69,999	42	11.35%
8 \$70,000-\$79,999	24	6.49%
9 \$80,000-\$89,999	14	3.78%
10 \$90,000-\$99,999	11	2.97%
11 \$100,000-\$149,999	18	4.86%
12 \$150,000 or more	5	1.35%
13 Prefer not to answer	19	5.14%
Total	370	



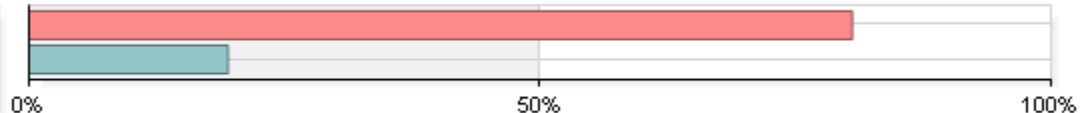
Since your current position is not related to your degree program, please indicate why.

1 I found a more desirable position in another field	7	11.11%
2 I was unable to find a position related to my degree program	29	46.03%
3 I have not seriously looked for a position related to my degree program	12	19.05%
4 Other, please specify	15	23.81%
Total	63	



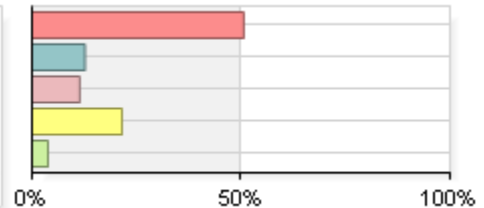
Have you enrolled in an additional graduate/professional program or taken additional coursework since earning your graduate degree from the University of Louisville?

1 No	335	80.53%
2 Yes	81	19.47%
Total	416	



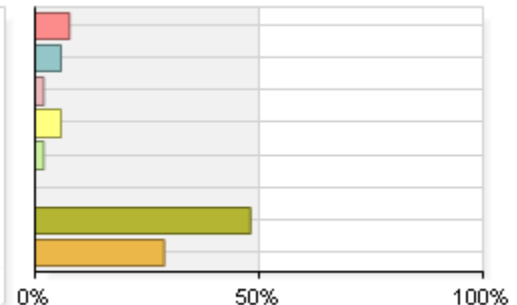
What college/university did you attend or are you attending for this additional education?

1 UofL	40	50.63%
2 Another college or university located in Kentucky	10	12.66%
3 A college or university located in Illinois, Indiana, Ohio, or Tennessee	9	11.39%
4 A college or university located in another U.S. location	17	21.52%
5 A college or university outside of the U.S.	3	3.80%
Total	79	

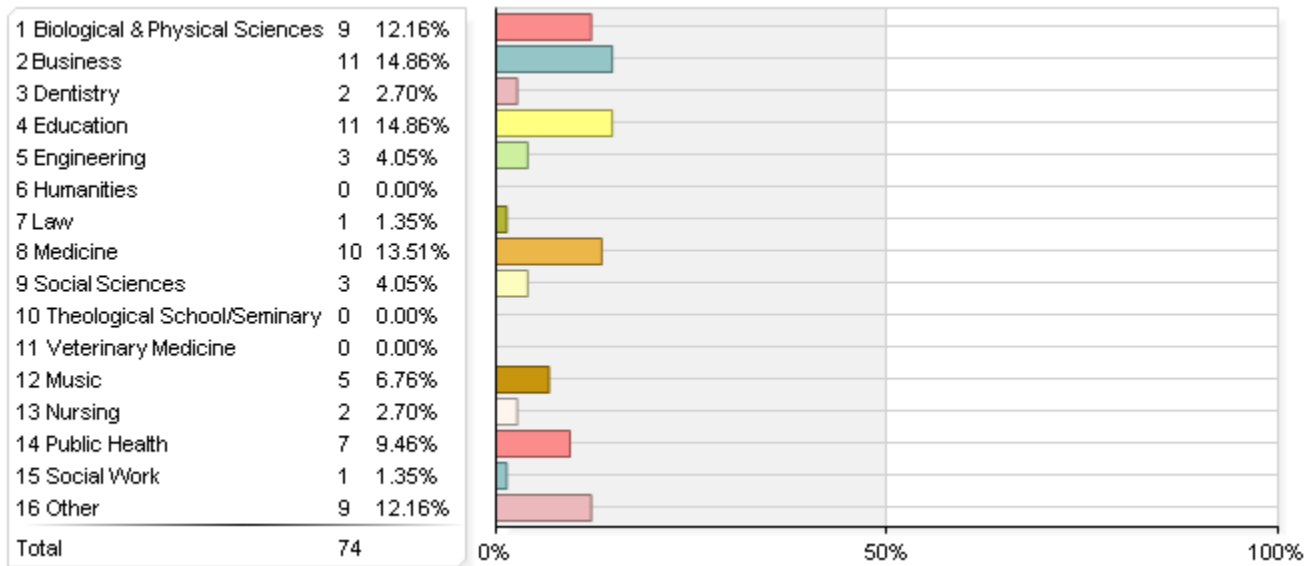


Please indicate which degree you are pursuing

1 M.B.A. (Business)	4	7.69%
2 Other Master's (includes all other degrees with "Master" in the title)	3	5.77%
3 L.L.B. or J.D. (Law)	1	1.92%
4 M.D. or D.O. (Medicine)	3	5.77%
5 D.D.S. (Dentistry)	1	1.92%
6 D.V.M. (Veterinary Medicine)	0	0.00%
7 Ph.D. or Ed.D.	25	48.08%
8 Other	15	28.85%
Total	52	



What is your field of study?



In your opinion, is this additional degree or coursework related to the graduate degree program you completed at UofL?

