

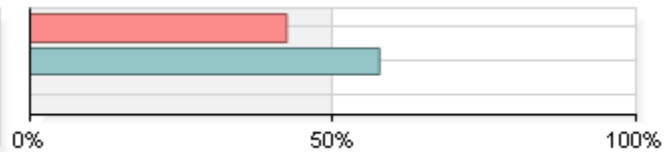
**Copy of Report: 2014 Recent Graduate Survey--Undergraduate Students-  
public and private combined**

**2014 Recent Graduate Survey--Undergraduate Students-public and private combined**

Project Audience Public  
Responses Received 685  
Response Ratio 0%

## In which academic year did you graduate

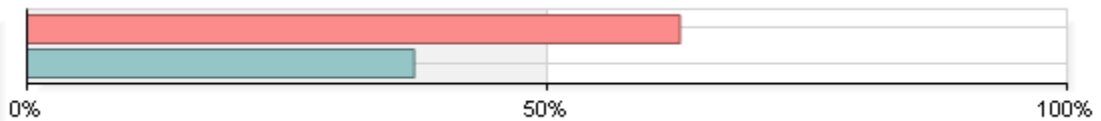
|   |            |       |
|---|------------|-------|
| 2011-2012 (Summer 2011, Fall 2011, Spring 2012) | 290        | 42.3% |
| 2012-2013 (Summer 2012, Fall 2012, Spring 2013) | 395        | 57.7% |
| Other   | 0          | 0.0%  |
| <b>Total</b>                                    | <b>685</b> |       |



| Options   | Score | Count | Percentage |
|---|-------|-------|------------|
| 2011-2012 (Summer 2011, Fall 2011, Spring 2012) | 1     | 290   | 42.3%      |
| 2012-2013 (Summer 2012, Fall 2012, Spring 2013) | 2     | 395   | 57.7%      |
| Other   | 3     | 0     | 0.0%       |

## Are you a first generation college student (neither parents nor grandparents attended college)?

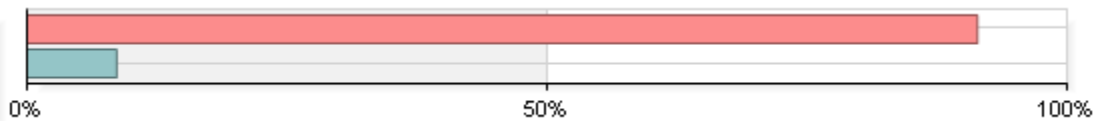
|              |            |       |
|--------------|------------|-------|
| No           | 430        | 62.8% |
| Yes          | 255        | 37.2% |
| <b>Total</b> | <b>685</b> |       |



| Options | Score | Count | Percentage |
|---------|-------|-------|------------|
| No      | 1     | 430   | 62.8%      |
| Yes     | 2     | 255   | 37.2%      |

## Did you graduate with more than one major?

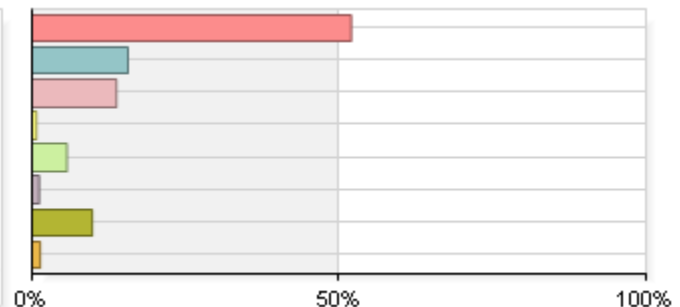
|              |            |       |
|--------------|------------|-------|
| No           | 626        | 91.4% |
| Yes          | 59         | 8.6%  |
| <b>Total</b> | <b>685</b> |       |



| Options | Score | Count | Percentage |
|---------|-------|-------|------------|
| No      | 1     | 626   | 91.4%      |
| Yes     | 2     | 59    | 8.6%       |

## Please indicate from which school you graduated

|  |            |       |
|--|------------|-------|
| College of Arts and Sciences                     | 356        | 52.0% |
| College of Business                              | 107        | 15.6% |
| College of Education and Human Development       | 94         | 13.7% |
| School of Music                                  | 5          | 0.7%  |
| School of Nursing                                | 39         | 5.7%  |
| Kent School of Social Work                       | 8          | 1.2%  |
| J.B. Speed School of Engineering                 | 67         | 9.8%  |
| School of Dentistry <b>(Dental Hygiene Only)</b> | 9          | 1.3%  |
| <b>Total</b>                                     | <b>685</b> |       |

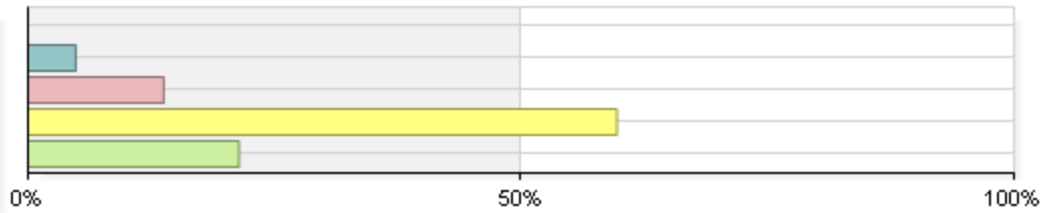


| Options                                    | Score | Count | Percentage |
|--|-------|-------|------------|
| College of Arts and Sciences               | 1     | 356   | 52.0%      |
| College of Business                        | 2     | 107   | 15.6%      |
| College of Education and Human Development | 3     | 94    | 13.7%      |
| School of Music                            | 4     | 5     | 0.7%       |
| School of Nursing                          | 5     | 39    | 5.7%       |
| Kent School of Social Work                 | 6     | 8     | 1.2%       |

**Please rate each of the following as they relate to the degree program/major you completed at the University of Louisville**

1. My overall impression of academic standards in my degree program

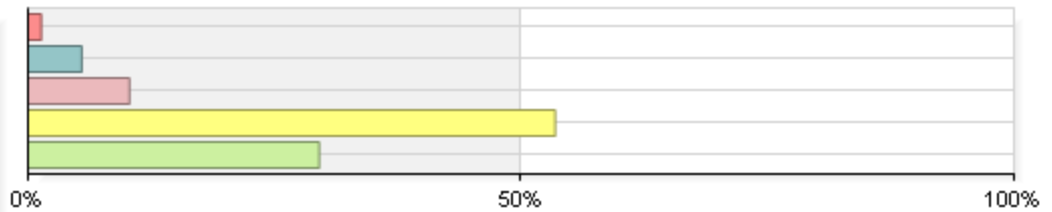
|              |            |       |
|--------------|------------|-------|
| Poor         | 2          | 0.3%  |
| Fair         | 33         | 4.8%  |
| Neutral      | 94         | 13.8% |
| Very Good    | 408        | 59.7% |
| Excellent    | 146        | 21.4% |
| <b>Total</b> | <b>683</b> |       |



| Options   | Score | Count | Percentage |
|-----------|-------|-------|------------|
| Poor      | 1     | 2     | 0.3%       |
| Fair      | 2     | 33    | 4.8%       |
| Neutral   | 3     | 94    | 13.8%      |
| Very Good | 4     | 408   | 59.7%      |
| Excellent | 5     | 146   | 21.4%      |

2. My overall impression of the faculty instruction in my degree program

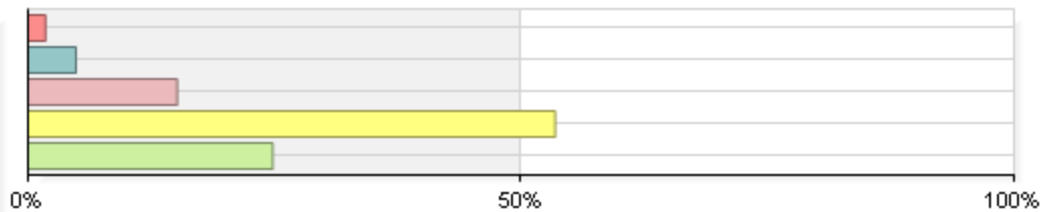
|              |            |       |
|--------------|------------|-------|
| Poor         | 9          | 1.3%  |
| Fair         | 37         | 5.4%  |
| Neutral      | 70         | 10.3% |
| Very Good    | 364        | 53.5% |
| Excellent    | 201        | 29.5% |
| <b>Total</b> | <b>681</b> |       |



| Options   | Score | Count | Percentage |
|-----------|-------|-------|------------|
| Poor      | 1     | 9     | 1.3%       |
| Fair      | 2     | 37    | 5.4%       |
| Neutral   | 3     | 70    | 10.3%      |
| Very Good | 4     | 364   | 53.5%      |
| Excellent | 5     | 201   | 29.5%      |

3. My overall impression of the degree program

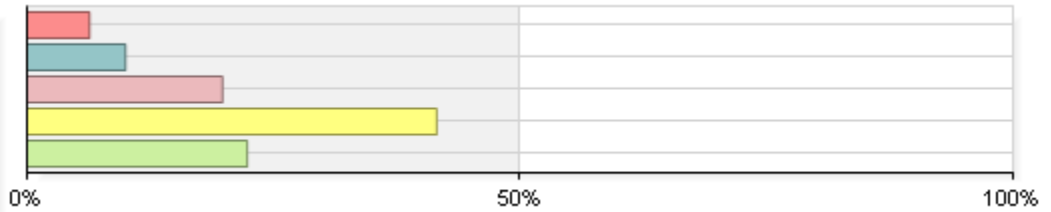
|              |            |       |
|--------------|------------|-------|
| Poor         | 12         | 1.8%  |
| Fair         | 33         | 4.8%  |
| Neutral      | 103        | 15.1% |
| Very Good    | 364        | 53.5% |
| Excellent    | 169        | 24.8% |
| <b>Total</b> | <b>681</b> |       |



| Options   | Score | Count | Percentage |
|-----------|-------|-------|------------|
| Poor      | 1     | 12    | 1.8%       |
| Fair      | 2     | 33    | 4.8%       |
| Neutral   | 3     | 103   | 15.1%      |
| Very Good | 4     | 364   | 53.5%      |
| Excellent | 5     | 169   | 24.8%      |

4. My overall impression of the value of my degree

|           |     |       |
|-----------|-----|-------|
| Poor      | 43  | 6.3%  |
| Fair      | 68  | 10.0% |
| Neutral   | 135 | 19.8% |
| Very Good | 283 | 41.6% |
| Excellent | 152 | 22.3% |
| Total     | 681 |       |

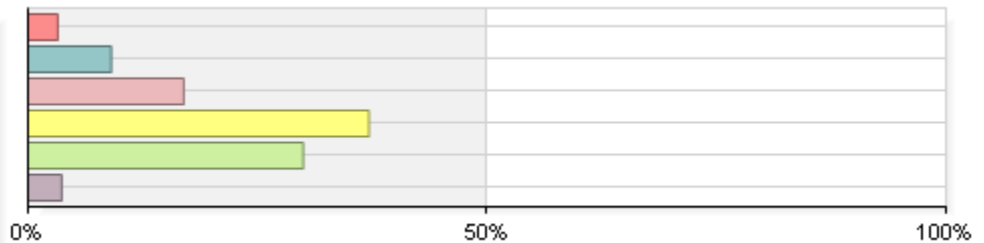


| Options   | Score | Count | Percentage |
|-----------|-------|-------|------------|
| Poor      | 1     | 43    | 6.3%       |
| Fair      | 2     | 68    | 10.0%      |
| Neutral   | 3     | 135   | 19.8%      |
| Very Good | 4     | 283   | 41.6%      |
| Excellent | 5     | 152   | 22.3%      |

**Please rate each of the following as they relate to the impact of your degree program/major from the University of Louisville**

1. This degree was effective in preparing me for my career

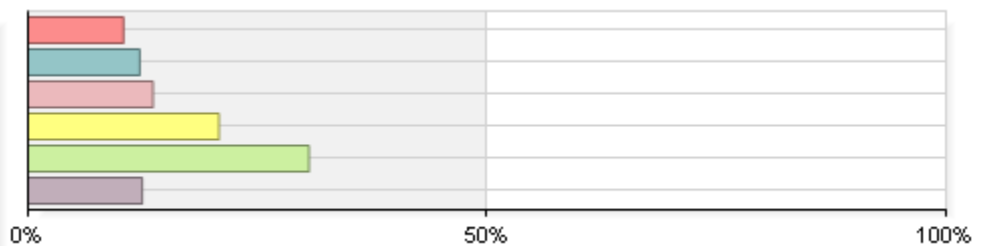
|                   |     |       |
|-------------------|-----|-------|
| Strongly Disagree | 22  | 3.2%  |
| Disagree          | 62  | 9.1%  |
| Neutral           | 116 | 17.0% |
| Agree             | 254 | 37.1% |
| Strongly Agree    | 205 | 30.0% |
| Not Applicable    | 25  | 3.7%  |
| Total             | 684 |       |



| Options           | Score | Count | Percentage |
|-------------------|-------|-------|------------|
| Strongly Disagree | 1     | 22    | 3.2%       |
| Disagree          | 2     | 62    | 9.1%       |
| Neutral           | 3     | 116   | 17.0%      |
| Agree             | 4     | 254   | 37.1%      |
| Strongly Agree    | 5     | 205   | 30.0%      |
| Not Applicable    | NRP   | 25    | 3.7%       |

2. This degree helped me to get my current job

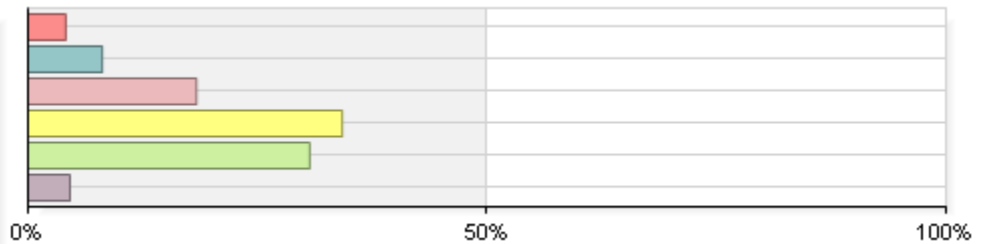
|                   |     |       |
|-------------------|-----|-------|
| Strongly Disagree | 71  | 10.4% |
| Disagree          | 83  | 12.2% |
| Neutral           | 93  | 13.6% |
| Agree             | 142 | 20.8% |
| Strongly Agree    | 209 | 30.6% |
| Not Applicable    | 85  | 12.4% |
| Total             | 683 |       |



| Options           | Score | Count | Percentage |
|-------------------|-------|-------|------------|
| Strongly Disagree | 1     | 71    | 10.4%      |
| Disagree          | 2     | 83    | 12.2%      |
| Neutral           | 3     | 93    | 13.6%      |
| Agree             | 4     | 142   | 20.8%      |
| Strongly Agree    | 5     | 209   | 30.6%      |
| Not Applicable    | NRP   | 85    | 12.4%      |

3. This degree prepared me to be a successful professional in my field

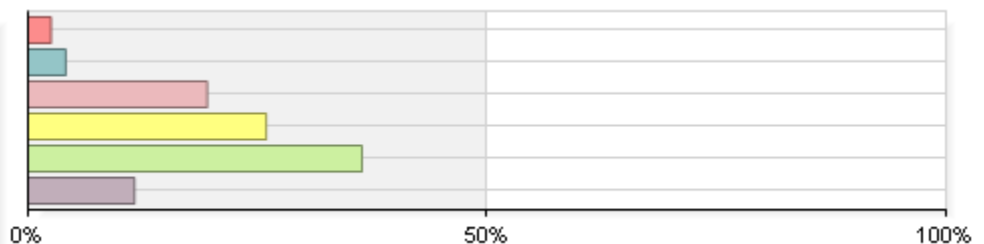
|                   |     |       |
|-------------------|-----|-------|
| Strongly Disagree | 28  | 4.1%  |
| Disagree          | 55  | 8.1%  |
| Neutral           | 125 | 18.4% |
| Agree             | 233 | 34.2% |
| Strongly Agree    | 209 | 30.7% |
| Not Applicable    | 31  | 4.6%  |
| Total             | 681 |       |



| Options           | Score | Count | Percentage |
|-------------------|-------|-------|------------|
| Strongly Disagree | 1     | 28    | 4.1%       |
| Disagree          | 2     | 55    | 8.1%       |
| Neutral           | 3     | 125   | 18.4%      |
| Agree             | 4     | 233   | 34.2%      |
| Strongly Agree    | 5     | 209   | 30.7%      |
| Not Applicable    | NRP   | 31    | 4.6%       |

4. This degree prepared me to be successful in pursuing a graduate or professional degree

|                   |     |       |
|-------------------|-----|-------|
| Strongly Disagree | 17  | 2.5%  |
| Disagree          | 28  | 4.1%  |
| Neutral           | 133 | 19.5% |
| Agree             | 177 | 26.0% |
| Strongly Agree    | 248 | 36.4% |
| Not Applicable    | 79  | 11.6% |
| Total             | 682 |       |

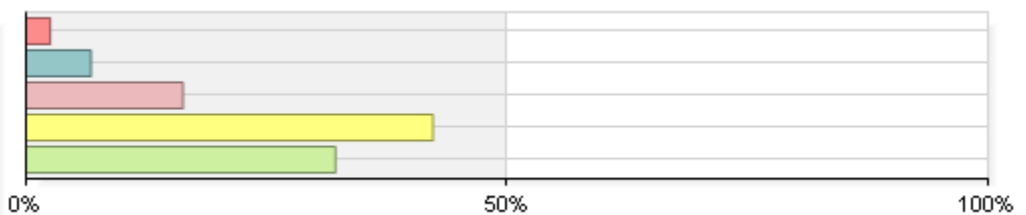


| Options           | Score | Count | Percentage |
|-------------------|-------|-------|------------|
| Strongly Disagree | 1     | 17    | 2.5%       |
| Disagree          | 2     | 28    | 4.1%       |
| Neutral           | 3     | 133   | 19.5%      |
| Agree             | 4     | 177   | 26.0%      |
| Strongly Agree    | 5     | 248   | 36.4%      |
| Not Applicable    | NRP   | 79    | 11.6%      |

Please rate the likelihood that you would recommend the following:

1. Likelihood I would recommend graduates of this degree program to my current employer

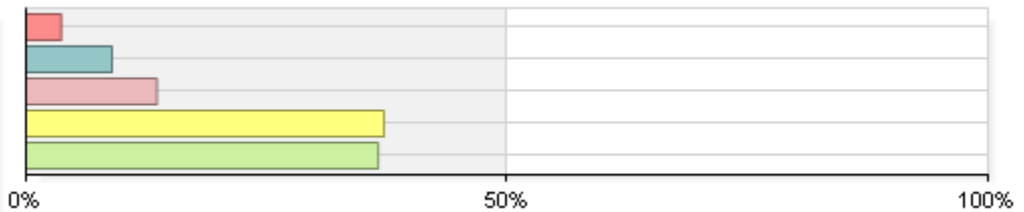
|                |     |       |
|----------------|-----|-------|
| Definitely not | 17  | 2.5%  |
| Probably not   | 46  | 6.8%  |
| Not sure       | 111 | 16.3% |
| Probably yes   | 288 | 42.3% |
| Definitely yes | 219 | 32.2% |
| Total          | 681 |       |



| Options        | Score | Count | Percentage |
|----------------|-------|-------|------------|
| Definitely not | 1     | 17    | 2.5%       |
| Probably not   | 2     | 46    | 6.8%       |
| Not sure       | 3     | 111   | 16.3%      |
| Probably yes   | 4     | 288   | 42.3%      |
| Definitely yes | 5     | 219   | 32.2%      |

2. Likelihood I would recommend this degree program to a friend or family member

|                |     |       |
|----------------|-----|-------|
| Definitely not | 25  | 3.7%  |
| Probably not   | 61  | 8.9%  |
| Not sure       | 93  | 13.6% |
| Probably yes   | 254 | 37.2% |
| Definitely yes | 250 | 36.6% |
| Total          | 683 |       |

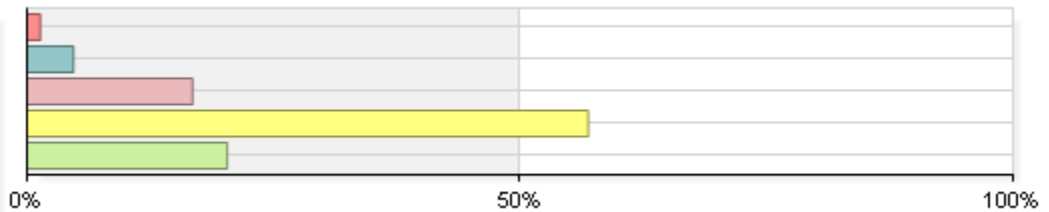


| Options        | Score | Count | Percentage |
|----------------|-------|-------|------------|
| Definitely not | 1     | 25    | 3.7%       |
| Probably not   | 2     | 61    | 8.9%       |
| Not sure       | 3     | 93    | 13.6%      |
| Probably yes   | 4     | 254   | 37.2%      |
| Definitely yes | 5     | 250   | 36.6%      |

**Please rate each of the following as they relate to the University of Louisville**

1. My overall impression of academic standards at UofL

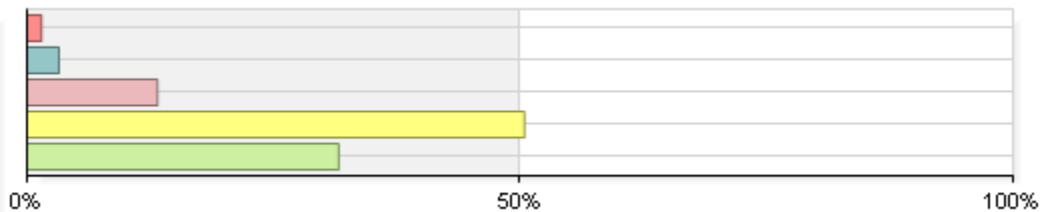
|           |     |       |
|-----------|-----|-------|
| Poor      | 9   | 1.3%  |
| Fair      | 32  | 4.7%  |
| Neutral   | 114 | 16.8% |
| Very Good | 387 | 56.9% |
| Excellent | 138 | 20.3% |
| Total     | 680 |       |



| Options   | Score | Count | Percentage |
|-----------|-------|-------|------------|
| Poor      | 1     | 9     | 1.3%       |
| Fair      | 2     | 32    | 4.7%       |
| Neutral   | 3     | 114   | 16.8%      |
| Very Good | 4     | 387   | 56.9%      |
| Excellent | 5     | 138   | 20.3%      |

2. My overall impression of UofL as an institution of higher learning

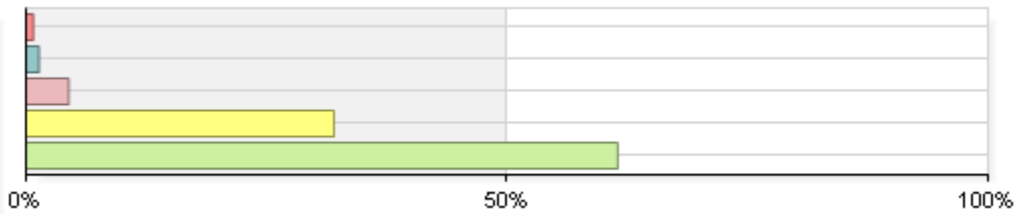
|           |     |       |
|-----------|-----|-------|
| Poor      | 10  | 1.5%  |
| Fair      | 22  | 3.2%  |
| Neutral   | 90  | 13.2% |
| Very Good | 343 | 50.4% |
| Excellent | 215 | 31.6% |
| Total     | 680 |       |



| Options   | Score | Count | Percentage |
|-----------|-------|-------|------------|
| Poor      | 1     | 10    | 1.5%       |
| Fair      | 2     | 22    | 3.2%       |
| Neutral   | 3     | 90    | 13.2%      |
| Very Good | 4     | 343   | 50.4%      |
| Excellent | 5     | 215   | 31.6%      |

**Please rate the likelihood that you would recommend UofL to others**

|                |     |       |
|----------------|-----|-------|
| Definitely not | 5   | 0.7%  |
| Probably not   | 9   | 1.3%  |
| Not sure       | 30  | 4.4%  |
| Probably yes   | 217 | 32.0% |
| Definitely yes | 417 | 61.5% |
| Total          | 678 |       |

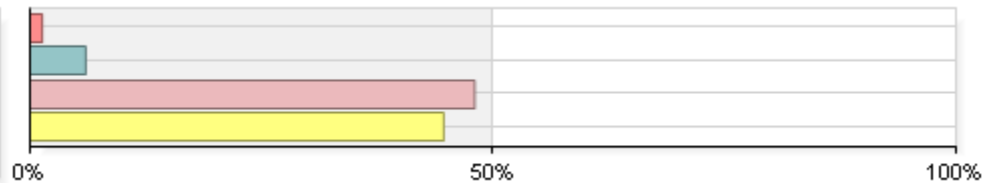


| Options        | Score | Count | Percentage |
|----------------|-------|-------|------------|
| Definitely not | 1     | 5     | 0.7%       |
| Probably not   | 2     | 9     | 1.3%       |
| Not sure       | 3     | 30    | 4.4%       |
| Probably yes   | 4     | 217   | 32.0%      |
| Definitely yes | 5     | 417   | 61.5%      |

## Please indicate how you feel your overall education at UofL has:

### 1. Prepared me to write effectively

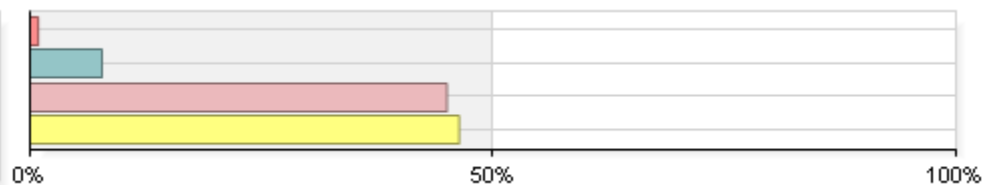
|                   |     |       |
|-------------------|-----|-------|
| Not at all        | 9   | 1.3%  |
| Very Little       | 41  | 6.0%  |
| Somewhat          | 328 | 48.0% |
| To a great extent | 305 | 44.7% |
| Total             | 683 |       |



| Options           | Score | Count | Percentage |
|-------------------|-------|-------|------------|
| Not at all        | 1     | 9     | 1.3%       |
| Very Little       | 2     | 41    | 6.0%       |
| Somewhat          | 3     | 328   | 48.0%      |
| To a great extent | 4     | 305   | 44.7%      |

### 2. Prepared me to communicate well orally

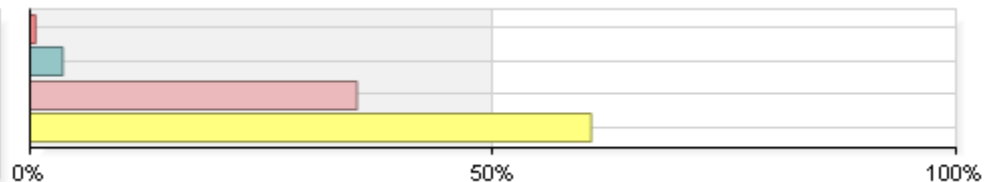
|                   |     |       |
|-------------------|-----|-------|
| Not at all        | 6   | 0.9%  |
| Very Little       | 53  | 7.8%  |
| Somewhat          | 307 | 45.0% |
| To a great extent | 316 | 46.3% |
| Total             | 682 |       |



| Options           | Score | Count | Percentage |
|-------------------|-------|-------|------------|
| Not at all        | 1     | 6     | 0.9%       |
| Very Little       | 2     | 53    | 7.8%       |
| Somewhat          | 3     | 307   | 45.0%      |
| To a great extent | 4     | 316   | 46.3%      |

### 3. Prepared me to think analytically and logically

|                   |     |       |
|-------------------|-----|-------|
| Not at all        | 4   | 0.6%  |
| Very Little       | 24  | 3.5%  |
| Somewhat          | 240 | 35.3% |
| To a great extent | 412 | 60.6% |
| Total             | 680 |       |

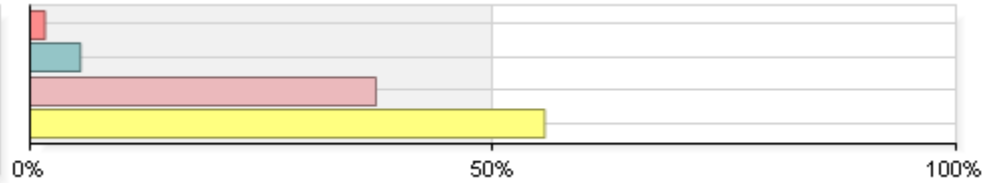


| Options     | Score | Count | Percentage |
|-------------|-------|-------|------------|
| Not at all  | 1     | 4     | 0.6%       |
| Very Little | 2     | 24    | 3.5%       |

|                   |   |     |       |
|-------------------|---|-----|-------|
| Somewhat          | 3 | 240 | 35.3% |
| To a great extent | 4 | 412 | 60.6% |

4. Prepared me to critically analyze and evaluate literature and research in your degree program/major

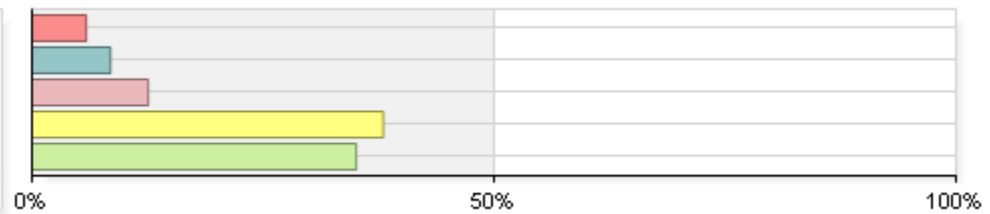
|                   |     |       |
|-------------------|-----|-------|
| Not at all        | 11  | 1.6%  |
| Very Little       | 37  | 5.4%  |
| Somewhat          | 254 | 37.4% |
| To a great extent | 378 | 55.6% |
| Total             | 680 |       |



| Options           | Score | Count | Percentage |
|-------------------|-------|-------|------------|
| Not at all        | 1     | 11    | 1.6%       |
| Very Little       | 2     | 37    | 5.4%       |
| Somewhat          | 3     | 254   | 37.4%      |
| To a great extent | 4     | 378   | 55.6%      |

How important was your overall education at the University of Louisville in helping you achieve your current level of professional success?

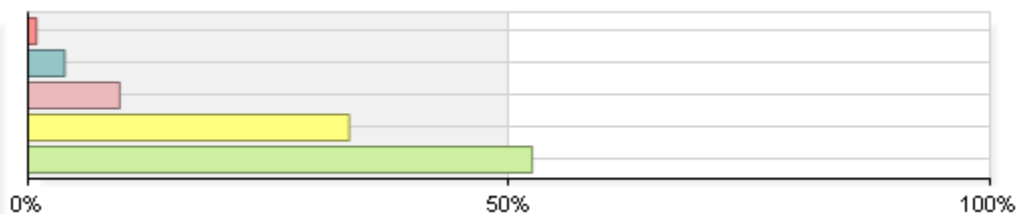
|                    |     |       |
|--------------------|-----|-------|
| Not important      | 40  | 5.8%  |
| Slightly important | 58  | 8.5%  |
| Neutral            | 86  | 12.6% |
| Important          | 260 | 38.0% |
| Very important     | 240 | 35.1% |
| Total              | 684 |       |



| Options            | Score | Count | Percentage |
|--------------------|-------|-------|------------|
| Not important      | 1     | 40    | 5.8%       |
| Slightly important | 2     | 58    | 8.5%       |
| Neutral            | 3     | 86    | 12.6%      |
| Important          | 4     | 260   | 38.0%      |
| Very important     | 5     | 240   | 35.1%      |

If you could start college again, would you attend the University of Louisville?

|                |     |       |
|----------------|-----|-------|
| Definitely not | 6   | 0.9%  |
| Probably not   | 26  | 3.8%  |
| Not sure       | 65  | 9.5%  |
| Probably yes   | 228 | 33.4% |
| Definitely yes | 358 | 52.4% |
| Total          | 683 |       |

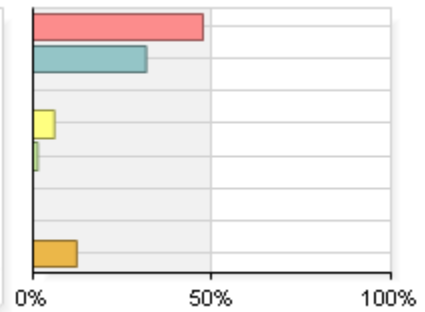


| Options        | Score | Count | Percentage |
|----------------|-------|-------|------------|
| Definitely not | 1     | 6     | 0.9%       |
| Probably not   | 2     | 26    | 3.8%       |
| Not sure       | 3     | 65    | 9.5%       |
| Probably yes   | 4     | 228   | 33.4%      |
| Definitely yes | 5     | 358   | 52.4%      |

Current Employment Status



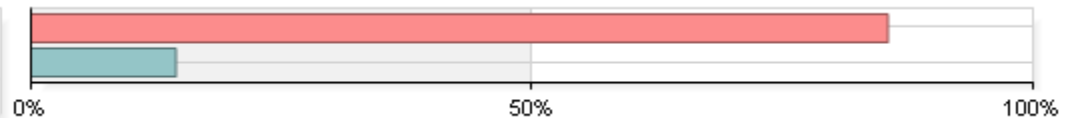
|   |            |       |
|---|------------|-------|
| Employment at a job related to my degree program/major                          | 324        | 47.4% |
| Employment at a job not related to my degree program/major                      | 216        | 31.6% |
| Participating in a national or international service program (e.g. Peace Corps) | 3          | 0.4%  |
| Unemployed and seeking employment   | 41         | 6.0%  |
| Unemployed and not seeking employment   | 9          | 1.3%  |
| Military service  | 2          | 0.3%  |
| Raising a family  | 5          | 0.7%  |
| Other, please specify   | 83         | 12.2% |
| <b>Total</b>  | <b>683</b> |       |



| Options   | Score | Count | Percentage |
|---|-------|-------|------------|
| Employment at a job related to my degree program/major                          | 1     | 324   | 47.4%      |
| Employment at a job not related to my degree program/major                      | 2     | 216   | 31.6%      |
| Participating in a national or international service program (e.g. Peace Corps) | 3     | 3     | 0.4%       |
| Unemployed and seeking employment   | 4     | 41    | 6.0%       |
| Unemployed and not seeking employment   | 5     | 9     | 1.3%       |
| Military service  | 6     | 2     | 0.3%       |
| Raising a family  | 7     | 5     | 0.7%       |
| Other, please specify   | 8     | 83    | 12.2%      |

### Are you working full-time or part-time?

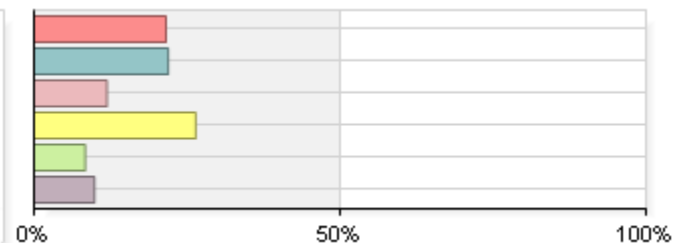
|              |            |       |
|--------------|------------|-------|
| Full-time    | 461        | 85.5% |
| Part-time    | 78         | 14.5% |
| <b>Total</b> | <b>539</b> |       |



| Options   | Score | Count | Percentage |
|-----------|-------|-------|------------|
| Full-time | 1     | 461   | 85.5%      |
| Part-time | 2     | 78    | 14.5%      |

### Once you began your job search, how long did it take you to find this position?

|   |            |       |
|---|------------|-------|
| Held this position while attending UofL             | 116        | 21.6% |
| Secured this position prior to graduation from UofL | 118        | 21.9% |
| Less than one month                                 | 64         | 11.9% |
| One to six months                                   | 142        | 26.4% |
| Seven to twelve months                              | 45         | 8.4%  |
| Over a year   | 53         | 9.9%  |
| <b>Total</b>  | <b>538</b> |       |



| Options   | Score | Count | Percentage |
|---|-------|-------|------------|
| Held this position while attending UofL             | 1     | 116   | 21.6%      |
| Secured this position prior to graduation from UofL | 2     | 118   | 21.9%      |
| Less than one month                                 | 3     | 64    | 11.9%      |
| One to six months                                   | 4     | 142   | 26.4%      |
| Seven to twelve months                              | 5     | 45    | 8.4%       |
| Over a year   | 6     | 53    | 9.9%       |

### What is the name of firm or organization where you work?

#### Comment

Uiveristy of Louisville, school of medicine, division of infectious diseases

|                                   |
|-----------------------------------|
| Norton Healthcare                 |
| Strothman and company             |
| Lamb and lamb, PSC                |
| jefferson county public schools   |
| allstate insurance                |
| Citizens Union Bank               |
| Louisville Metro                  |
| LA Fitness                        |
| KentuckyOne Health                |
| Anthem Blue Cross and Blue Shield |
| Bisig Impact Group                |
| Gordon Food Service               |
| kenmark optical                   |
| Faurecia                          |
| USA Field Hockey                  |
| Gainesville Area Rowing           |
| Jefferson County Public Schools   |
| United Parcel Service             |
| GE                                |
| University of Louisville          |
| State Farm                        |
| Alcatel-Lucent Technologies       |
| Wildwood Country Club             |
| Sound Factory                     |
| AOC Court of Justice              |
| Kentucky Organ Donor Affiliates   |
| Beam Suntory                      |
| Seven Counties Services           |
| Jefferson county public schools   |
| Green BEAN Delivery               |
| KONICA MINOLTA BUSINESS SOLUTIONS |
| Schneider Electric                |
| Crowe Horwath                     |
| MARK'S FEED STORE.                |
| University of Louisville          |
| Baptist Health Louisville         |
| Baptist Health Louisville         |
| VA Medical Center                 |
| Wal-Mart Stores Inc               |
| Jewish hospital                   |
| Louisville MSD                    |
| Speedway LLC                      |
| Permobil Inc                      |
| Stantec Consulting Inc.           |
| Pizza Hut                         |
| Norton Healthcare                 |
| ADTRAN                            |

AT&T Mobility

Sigma Chi Fraternity Headquarters

sea ray

Commonwealth of kentucky

Jefferson County Public Schools

Cincinnati Children's Hospital

Louisville metro

Dick's Sporting Goods

Uspiritud

Hardin county schools

UofL

KentuckyOne/UofL Hospital

United Soccer Leagues

Jefferson National Financial

Results Physiotherapy

Park community

UofL

New Beginnings Education and Counseling Center

Gannett

McKendree University Louisville Campus

UofL

Phone Falcon, LLC

Physassist

Jefferson County Board of Education

General Electric

Bb&t

Archdiocese of Louisville

Louisville Athletic Club

Humana

KPMG

Seven Counties Services

Toyota

JPMorgan

New Albany Floyd County Schools

Teach for America

Purdue University

Mortenson Family Dental

Humana

School District

Jefferson Community & Technical College

Delphi Center for Teaching and Learning

Campus Crusade for Christ

Adair County Board of Education

Prefer not to answer

Gannett Publishing Services

UofL

UofL

|   |
|---|
| Motor Coach Industries                        |
| Solstice, Inc                                 |
| NTT Data                                      |
| University of Louisville                      |
| LG&E  |
| Sogang Language Institute                     |
| Kroger  |
| Seven Counties Services Inc.                  |
| University of Louisville                      |
| Fulbright Korea                               |
| Universal Woods Inc.                          |
| UPS   |
| University of Louisville                      |
| Cook Medical                                  |
| River City Distributing                       |
| ford motor company                            |
| Interactive Media Lab                         |
| speedway, llc                                 |
| West Kentucky Community and Technical College |
| QPWB  |
| Ford Moror Company                            |
| Norton Hospital                               |
| Maker's Mark Distillery Inc.                  |
| Park Community Credit Union                   |
| Waddell and Reed                              |
| University of Louisville Lions Eye Bank       |
| University of louisville hospital             |
| UofL hospital                                 |
| Nashville Sounds                              |
| Jefferson County Public Schools               |
| Bootleg Bar-B-Q                               |
| DEPARTMENT FOR COMMUNITY BASED SERVICES       |
| KPMG  |
| UofL  |
| Jefferson County Public Schools               |
| Baptist Health Louisville                     |
| Brinks Global Services NA.                    |
| Metro United Way                              |
| Heritage Falls LLC                            |
| University of Louisville                      |
| American Eagle Outfitters                     |
| Fidelity Investments                          |
| Lloyd & McDaniel                              |
| Jefferson County Public Schools               |
| Kentucky Utilities                            |
| BKD CPAs and Advisors                         |
| Asia Institute - Crane House                  |

Third Avenue Baptist Church

TERRA Engineering, Ltd.

Woodhaven country club

Kelly Educational Services

University of Louisville

University of Louisville Career Development Center

Ball State University

university of Louisville hospital

Seven counties

RBT SERVICES INC

Simply the Best

Beacon Property Management

Family Dentistry with a Gentle Touch

Clear Channel Media & Entertainment

JCPS

GPD Group

Eyes That See

Alere Women's and Children's Health

Chrysler LLC

Dynacraft, a PACCAR Company

Jefferson county sheriff's office

University of Louisville

Department of Veterans Affairs

UofL Pediatrics Department

Acxiom

Humana

Volunteers of America if Ky

UofL Hospital

powerhouse gym

University of Louisville hospital

Humana

HCSC

The Cecilian Bank

JCPS

Kroger Pharmacy

Gcbhs

Blount memorial hospital

Fellon-McCord

Humana

Home of the Innocents

AIG

Kentucky Administrative Office of the Courts

Triton swim team

UPS

Mead Johnson Nutrition

Norton Healthcare

Louisville ballet

|  |
|--|
| AGC  |
| Quadrant Magnetics   |
| Commonwealth of Kentucky   |
| JCPS   |
| GE   |
| cabinet for health and family services                                   |
| Behavioral Connections of Wood County                                    |
| LG&E   |
| Tqi  |
| The Underwriters Group   |
| AEG Facilities/KFC Yum! Center   |
| boy scouts of america  |
| Client Server Specialists, Inc.  |
| Johnson Controls   |
| TSA  |
| CVS  |
| Panera Bread   |
| University of Louisville   |
| us bank  |
| Emerson College  |
| Amedisys Home Health   |
| Archdiocese of Louisville  |
| Honeywell Security & Communications                                      |
| Easter Seals   |
| Norton healthcare  |
| Kroger   |
| Humana   |
| Department of Insurance Fraud Investigation Division                     |
| Spine Care and Pain Management   |
| KY YMCA Youth Association, Main Line Broadcasting, the Louisville Palace |
| C.H. Robinson  |
| University of Louisville   |
| Periodontal laser therapy and Davis Dental                               |
| Jefferson county public school   |
| JCPS   |
| State Farm   |
| TEKSystems   |
| Best Buy   |
| The Rawlings company   |
| Restaurant Supply Chain Solutions, LLC                                   |
| Messer Construction  |
| University of Louisville   |
| Beechwood Baptist Church   |
| Jewish Hospital  |
| humana   |
| Teach for America  |
| Jessamine County Public Schools  |

Sunshine Holiday Resorts

DentalWorks

Lizard Breath Graphics

VA Hospital

Lantech

Jefferson county public schools

Elizabethtown Independent Schools

Campbell County Cooperative Extension

Ups

Paul's Fruit Market; Cast Iron Steakhouse

Seven counties

The Lusk Group

The Smile Anchorage (Private Dental Practice)

Benchmark family services

Schneider Electric

UPS

Baptist Health Louisville

Microbac laboratories

Appriss

DKCD, INC

Louisville Metro Government

UofL

amazon

Peoples Health

Flavorman

Trilogy Health Services

Jefferson county public schools

Pediatrix Medical Group

Zirmed

GE

UPS

US Postal Service

Miller Document Solutions

Burgess & Niple

Humana

Mental Health Cooperative

Vectren

Norton Healthcare

Koorsen Fire and Security

Louis T Roth & Company

AkzoNobel

University of Kentucky

Ups

United parcel service

Jcps

Body Central

The Walt Disney Company

|  |
|--|
| Hilliard Lyons   |
| Kentucky Attorney General's Office                           |
| University of Louisville - Information Technology            |
| Sullivan University  |
| Humana   |
| Oldham County Schools  |
| Victoria's Secret  |
| Pro Active Therapy   |
| UofL   |
| JCPS   |
| JN Solution  |
| norton healthcare  |
| KentuckyOne Health   |
| Addison McKee  |
| State Farm Insurance Agents Office                           |
| US Army  |
| United tote  |
| Humana   |
| Baptist Health   |
| OOHology   |
| Probation and parole   |
| Intel Corporation  |
| Magna  |
| GE Oil & Gas   |
| Louisiana State University                                   |
| Horse Races Now, LLC   |
| IMG Learfield Ticket Solutions - University of South Florida |
| American Synthetic Rubber Co.                                |
| Sherwin-williams   |
| GNC  |
| Stock Yards Bank & Trust                                     |
| NKU  |
| MD2U   |
| DuPont   |
| Help at home   |
| Interapt   |
| Party City   |
| UPS  |
| Greenscapes  |
| Air Force Metrology and Calibration Program                  |
| U.S. Army civilian (federal employee)                        |
| UofL Office of Admissions                                    |
| Hobby lobby  |
| Sigma Kappa Sorority   |
| Highlands Community Ministries                               |
| Humana, Inc.   |
| Medical office   |



Enterprise rent a car  
Massage Envy Spa  
Cabinet for Health and Family Services  
Union College  
Grifols Talecris Plasma Resources  
United Mail  
The Rawlings Group LLC  
MD2U  
USA Football  
Duke University Hospital  
UPS  
Trilogy Health Services  
Newschool Recruiting  
Norton Brownsboro Hospital  
Humana  
The Fresh Market  
Constellation Energy  
Brooksource and Technical Youth  
University of Louisville  
Mortenson Family Dental Centers  
NCI and Springstone  
St. Jude Medical  
Boston Scientific  
Draped in Style  
Staples Advantage  
spencerian college  
Humana  
Jefferson County Public schools  
Mercer  
JPMorgan Chase Bank N.A.  
The Center for Women and Families  
Grays College Bookstore  
University of Louisville  
RCS Communications  
University of louisville hospital  
Louisville Bats Baseball Club  
Rawlings Group  
Chevron  
Mindel, Scott & Associates  
Creative Alliance  
UPS  
Best Buy  
University of Louisville REACH  
Clemson university  
Automatic Data Processing  
Bluegrass Center for Autism  
Monument Chemical

|   |
|---|
| Adecco  |
| GE Appliances   |
| Commonwealth of Kentucky  |
| Ups   |
| Veteran's Hospital  |
| Commonwealth of Kentucky  |
| The Speed Art Museum  |
| C&I Engineering   |
| First Capital Bank of Kentucky  |
| Humana Government Business  |
| University of Louisville  |
| University of California, Santa Barbara - Department of Intercollegiate Athletics |
| SABIC Innovative Plastics   |
| Alpha Omicron Pi Fraternity Headquarters  |
| Standard Textile  |
| Za's Pizza Pub  |
| United Mail   |
| Southern Wine and Spirits   |
| Brown-Forman  |
| LSI Wallcovering  |
| Kentuckiana Works   |
| Lamb and lamb, psc  |
| ADP   |
| John Hancock Investments  |
| Metro Government  |
| Louisville Metro  |
| Heritage Bank   |
| Jennie Stuart Medical Center  |
| NA  |
| UPS   |
| Toyota Motor Manufacturing Kentucky   |
| Justice Administration  |
| Sabic, Innovative Plastics  |
| Humana  |
| Covington Independent Schools   |
| Yum!  |
| Lge and ku LLC  |
| Ameriprise Financial  |
| JCAO  |
| University of Louisville  |
| Bastian Software Solutions  |
| Fresenius Medical Care  |
| GameStop inc  |
| Humana  |
| Marion County Board of Education  |
| Medpace   |
| Edward Jones  |

Mcallister chiropractic

Yum Brands

Denver Public Schools

UPS

Baptist Health Louisville

University of Louisville- School of dentistry

Jefferson county public schools

JCPS

Baptist Health

The children's home of cincinnati

Family Allergy & Asthma

Teach For America (Cane Ridge High School)

NTA Life

LBX

University of west Florida

Campbell County Schools and Newport Independent Schools

Texas Roadhouse

Speedway LLC

University of Louisville Golf Club

premier crop insurance

Oscar's Hardware Store

PCA

University of Louisville

Norton healthcare

Profile Extrusion Co.

Jewish hospital

JCPS

University of Louisville Medical School

Louisville Metro Government

Sheraton Louisville Riverside Hotel

Invesco Ltd.

C&I Engineering

Idemitsu Lubricants America

General electric

Texas Roadhouse

Kentucky Transportation Cabinet

LFPL/KYANG

Afinia Dental

Associates in Dermatology

UPS

GBHEM

Cooper Creek Event Center

University of Kentucky Health Care

Humana

Jefferson county public schools

Alpha salon & spa

ups

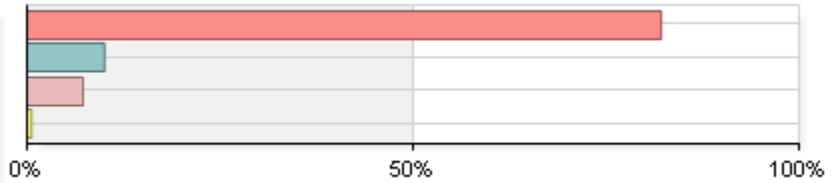
Seven Counties Services Inc.

DHL

Humana

## Where is your employer located?

|                                    |            |       |
|------------------------------------|------------|-------|
| Kentucky                           | 442        | 82.2% |
| Illinois, Indiana, Ohio, Tennessee | 54         | 10.0% |
| Other U.S. location                | 39         | 7.2%  |
| Outside the U.S.                   | 3          | 0.6%  |
| <b>Total</b>                       | <b>538</b> |       |



| Options                            | Score | Count | Percentage |
|------------------------------------|-------|-------|------------|
| Kentucky                           | 1     | 442   | 82.2%      |
| Illinois, Indiana, Ohio, Tennessee | 2     | 54    | 10.0%      |
| Other U.S. location                | 3     | 39    | 7.2%       |
| Outside the U.S.                   | 4     | 3     | 0.6%       |

## What is your job title?

### Comment

Clinical research coordinator

Registered Nurse

Staff accountant

Legal Assistant

Itinerant Teacher

sales representative

Asset Manager

Corrections Officer

Sales Counselor

Registered Nurse

Quality Management Advocate

Project Manager

HR Generalist

customer service representative

Sport Development and Marketing Manager

Coach

Social Studies Teacher

Health and Safety Supervisor

Engineer

production worker

Director of Instructional Technology

Mental Health Associate

Insurance Account Representative

Logistics Analyst

Director of Marketing

Technician

Admin. Support Specialist

Donor Center Coordinator

Accounts payable analyst

community living support

Teacher

BRANCH ADMINISTRATOR

Regulated Markets Associate

External Auditor

SERVER. Yep, I'm a SERVER with two degrees.

Assistant to the Provost for Finance

Registered Nurse

Staff RN

Program Support

Sr. Mgr. Regional Compliance Manager

Registered nurse

Project Administrator

Leadership Program Participant

Regional Manager ICT

Project Engineer

Restaurant General Manager

Practice Manager

retail sales consultant

Associate Director of Chapter Support

sales consultant

Family support specialist

ECE Resource Teacher

Pharmacy Intern

Technological hazards coordinator

Sales Manager

Youth care worker

Teacher

Admin Asst

Staff Nurse

Manager, Youth League Operations

Territory Consultant

Physical therapy aide

Senior teller

Graduate fellow

Receptionist

technical support, sales

Office Specialist - Support services coordinator

GRA

Director of Operations

Scribe

ECE Instructional Assistant

Information Technology Leadership Program

Leadership Development Program Associate

Teacher

Personal Trainer Director

Administrative Services Coordinator

Senior Associate

Case Manager

Team Member

Teacher

Corps Member

Academic Advisor

Dental hygienist

Dental hygienist

Analyst

School Psychologist Intern

Master Academic Advisor

State Authorization Analyst

Campus Field Staff

Transcription

Teacher

Analyst

Route Optimization Analyst

Program Assistant Sr

Program Assistant Sr you can not move or promoted here at UofL

Design Engineer

Software Engineer

Senior Associate Consultant

Research Assistant

IT Systems Engineer

Native English Teacher

Wine and Spirits Clerk

Therapeutic Aide

Administrative Associate

English Teaching Assistant

manufacturing engineer

Management

Executive Secretary

Engineer

veterinary technician

Box-stocker

vehicle assembly tech

Translator (Production Assistant)

comanager

Financial Aid Counselor

Paralegal

PVT Engineer

Rehab tech

Bourbon Specialist

Programmer/Analyst and Web Programmer

Advisor Assistant

Program Coordinator Sr.

RN

Staff RN

RN

Account Executive

Teacher

Catering Manager

FAMILY SUPPORT SPECIALIST

Operations Associate

Teacher

RN

Lead Clerk

Business Intelligence Analyst

president

Asst. Director of Technology

Jean Expert

Portfolio Advisory Services Representative

Accounting Clerk

ECE Instructor

EE 1

Audit Associate, Healthcare Consultant

Director of College ministry

Project Engineer

substitute teacher

Program Coordinator Senior

Graduate Career Coach

Guardian Scholars Program Coordinator

registered nurse

Case manager

Mechanical Engineer

Window washer

Chaplain

Registered dental hygienist

Sales Manager

Instructor III

Geotechnical Engineer

US Program Coordinator

Registered Nurse/OB Patient Educator

Supervisor

Manufacturing Engineer

Deputy Sheriff

Assistant Office Manager

Medical Technican

Technology Specialist Senior

Technical Architect

Operations Manager

RN

Crosstraining Director

|  |
|--|
| RN                                     |
| Medicare Billing Specialist            |
| SDG implementation analyst             |
| Internet Banking Specialist            |
| Teacher                                |
| Pharmacy Intern                        |
| Care manager                           |
| Registered nurse                       |
| Power Control Center Coordinator II    |
| Customer Care Specialisr               |
| Service Coordinator/Case Manager       |
| Team Lead                              |
| Pretrial Officer                       |
| Assistant swim coach                   |
| Administrator                          |
| Medical Sales Representative           |
| Registered Nurse                       |
| Costumer                               |
| production worker                      |
| Technical Sales                        |
| Bench Clerk                            |
| US History teacher                     |
| Maintenance Electrician                |
| family support specialists             |
| Residential House Manager              |
| Programmer Analyst                     |
| Account Executive                      |
| Technical Assistant                    |
| Human Resources Coordinator            |
| district executive                     |
| Back Office Consultant                 |
| Manufacturing Engineer                 |
| Transportation security officer        |
| Pharmacist                             |
| Catering Coordinator                   |
| Director                               |
| Bank teller                            |
| Medical Assistant                      |
| Care Transition Coordinator            |
| music director                         |
| Technical Support Specialist           |
| Lead Job Coach and Developer           |
| RN                                     |
| Clerk                                  |
| Group Billing Specialist               |
| Staff Accountant                       |
| Admin Assistant/Internship Coordinator |



Massage Therapist

Fellow, On-Air Personality, Assistant Event Coordinator (I'm also in graduate school)

Operatios Representative

Unit Business Manager

Dental Hygeinist

Teacher assistsnt

ECE Instructional Assisstant

Sales

IT Recruiter

Inventory Specialist

Work comp analyst

Administrative Analyst

Project Engineer

Administrative Assistant

Church Administrator

Critical Care Registered Nurse

tech consultant

High school math teacher

Science Teacher

Resident Services Manager

Dental hygienist

Owner

RN

Process engineer

Human Resource Generalist

Instructional assistant

PLTW teacher

4-H Program Assistant

Supervisor

Deli Worker; Server

Manager

Cd counselor

Subcontracts/Accounts Manager

Registered Dental Hygienist

Case manager

Client Support Analyst

Administrative assistant

Staff RN, Relief Charge

lab analyst

Field Service Engineer

Personal Assistant

Administrative Clerk

Program Assistant Senior

ops associate

Human Resources Assistant

Lab tech

Asst. Vice President of Development

|  |
|--|
| Teacher  |
| Hearing Screener                                   |
| HR Director  |
| OMLP Member  |
| supervisor   |
| Electronic Technician                              |
| IT Support Specialist                              |
| Engineer I   |
| Business Analyst                                   |
| Case manager/Care Coordinator                      |
| Copywriter   |
| Corrosion Engineer                                 |
| Registered Nurse                                   |
| Administrative Assistant                           |
| Staff Accountant Advanced                          |
| Regional Application Analyst                       |
| Graduate Assistant                                 |
| Area supervisor if training and compliance         |
| Assistant clinician                                |
| supervisor   |
| Teacher  |
| Loss Prevention Specialist/Sales Associate         |
| Planner  |
| Supervisory analyst                                |
| Paralegal to the Deputy Assistant Attorney General |
| Technology Specialist                              |
| Admissions Officer                                 |
| Financial Analyst                                  |
| RN   |
| Math teacher                                       |
| Category Supervisor                                |
| physical therapy technician                        |
| student assistant                                  |
| Teacher  |
| RN   |
| Nurse Practitioner                                 |
| Tooling Design Engineer                            |
| Account Rep  |
| Budget Analyst                                     |
| Tote operator                                      |
| Customer care specialist                           |
| Registered Nurse                                   |
| Marketing coordinator                              |
| Probation and parole officer                       |
| Software Engineer                                  |
| Kaizen team leader                                 |
| OMLP Associate                                     |

Social Media Marketer  
Graduate Residence Director  
Marketing Director  
Account Executive - Ticket Sales  
Process Technician / Project Leader  
Sales associate  
Manager  
Trust Client Services Associate  
Data Analyst graduate assistant  
Home Health Coordinator  
R&D Engineer  
CNA  
quality analyst  
Cashier  
package handler  
registered dental hygienist  
Office Assistant  
Electronics Engineer  
Editor  
Admissions Counselor  
Department manager  
Traveling Leadership Consultant  
Director of the Individual and Family Assistance Program  
Technology Project Manager  
Information management lead  
Management assistant  
Assistant Manager  
Family Support Specialist  
Admission Counselor  
Operations Supervisor  
Account Manager  
R&Q Associate  
Home Health Coordinator  
membership services  
BSN, RN-CNIII  
Package Handler  
Guest Relations  
Recruiter  
Staff RN  
applications engineer  
Assistant Produce Manager  
Volume management associate  
Account Executive  
Benefits Counselor  
Software Development Manager  
RN  
Hardware Engineer

Manufacturing Engineering Co-op

Designer

Outside sales account manager

admissions officer

Hcpr Auth Specialist

substitute teacher

Information Technology

Licensed Banker

Crisis Intervention Advocate

Program Coordinator

Customer Support Representative/Inside Sales

RN

Assistant Director of Ticket Operations

RN

analyst

Customer Service Representative

Project Engineer

Assistant

Security Specialist

Operations Agent

Gen 104 Instructor

Media Resource Consultant

Associate District Manager

Teacher

Lab Technician

Resident Aide

Operations Management Leadership Program

Auditor

1day ramp

RN

Probation & Parole Officer

Development Associate

Mechanical Engineer

Customer Service Representative

Applications Engineer

Casual/Temporary Worker

Development Assistant - Gaucho Athletic Fund

Assistant Director of Chapter Services

Manufacturing Specialist

Server/Bartender

Account Manager

Category Manager

Packaging Engineer

International Sales Coordinator

Educational Talent Search Counselor

Legal assistant

Human Capital Management Consultant

Internal Business Consultant

case worker

HR Specialist

HR Generalist

Systems Administrator

RN

Drafter

Part-time supervisor

Production Team Member

Program Assistant, Sr.

Lab Technician

Contract Load Specialist

CLC program assistant

application developer

Accounting analyst

Financial Advisor

Accountant

Research Technologist II

Logistics Consultant

Registered Nurse

Claims analyst

Operations supervisor

account executive

High School English Teacher

Clinical Research Associate

Financial Advisor

Therapist

Sr Busuiness Analyst

Math Fellow

Specialist

Staff RN, BSN

Administrative Assistant

MMD Teacher

Professional Educator

Registered nurse

Bilingual Family Education Support Specialist

Front office assistant

U.S. Government Teacher

insurance representative

sga graduate assistant

Substitute Teacher

Software Developer

Store Manager

Golf Shop Manager

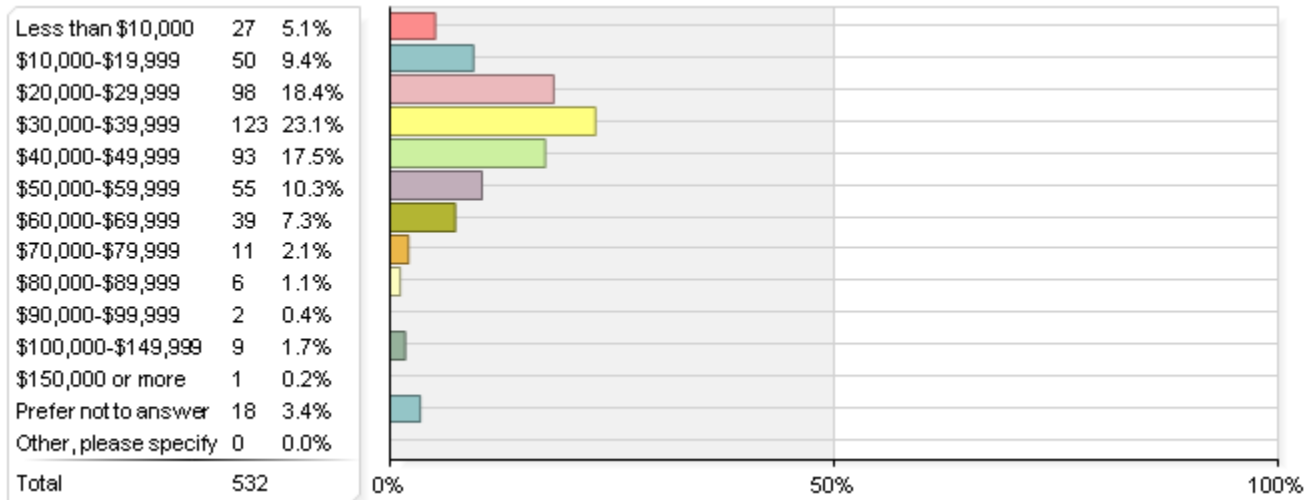
secretary

Retail Clerk

Compliance Analyst

|  |
|--|
| Unit Business Manager, Intermediate                      |
| RN   |
| Administrative Assistant                                 |
| rn   |
| 5th grade teacher  |
| Researcher (Cancer, Oncology, James Brown Cancer Center) |
| police officer   |
| Night Auditor  |
| Associate Fixed Income Analyst                           |
| Power and Controls Engineer                              |
| Lab Technician   |
| electronic design engineer                               |
| Accounts Payable Associate                               |
| Transportation Engineering Tech I                        |
| Library Assistant/Loadmaster                             |
| Patient Coordinator                                      |
| Drug Dispensary technician                               |
| Package handler  |
| Project Coordinator                                      |
| Sales & Event Coordinato                                 |
| Pharmacy intern  |
| Consultant, Business Development                         |
| Orchestra director                                       |
| Office manager   |
| package handler  |
| Adjunctive Therapist                                     |
| Ramp operator  |
| Business Analyst   |

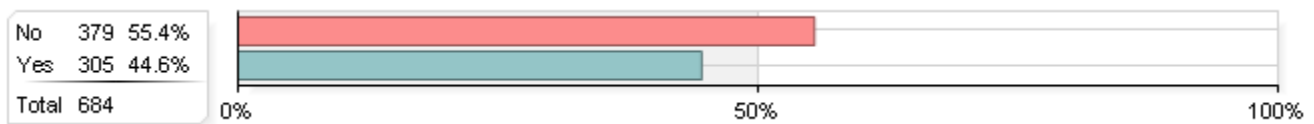
### What is your annual pre-tax salary?



| Options            | Score | Count | Percentage |
|--------------------|-------|-------|------------|
| Less than \$10,000 | 1     | 27    | 5.1%       |
| \$10,000-\$19,999  | 2     | 50    | 9.4%       |
| \$20,000-\$29,999  | 3     | 98    | 18.4%      |

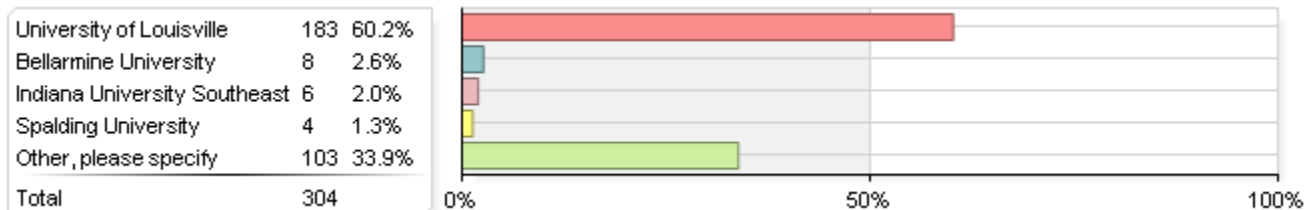
|                       |    |     |       |
|-----------------------|----|-----|-------|
| \$30,000-\$39,999     | 4  | 123 | 23.1% |
| \$40,000-\$49,999     | 5  | 93  | 17.5% |
| \$50,000-\$59,999     | 6  | 55  | 10.3% |
| \$60,000-\$69,999     | 7  | 39  | 7.3%  |
| \$70,000-\$79,999     | 8  | 11  | 2.1%  |
| \$80,000-\$89,999     | 9  | 6   | 1.1%  |
| \$90,000-\$99,999     | 10 | 2   | 0.4%  |
| \$100,000-\$149,999   | 11 | 9   | 1.7%  |
| \$150,000 or more     | 12 | 1   | 0.2%  |
| Prefer not to answer  | 13 | 18  | 3.4%  |
| Other, please specify | 14 | 0   | 0.0%  |

**Have you enrolled in a graduate/professional program or taken additional coursework since earning your undergraduate degree from the University of Louisville?**



| Options | Score | Count | Percentage |
|---------|-------|-------|------------|
| No      | 1     | 379   | 55.4%      |
| Yes     | 2     | 305   | 44.6%      |

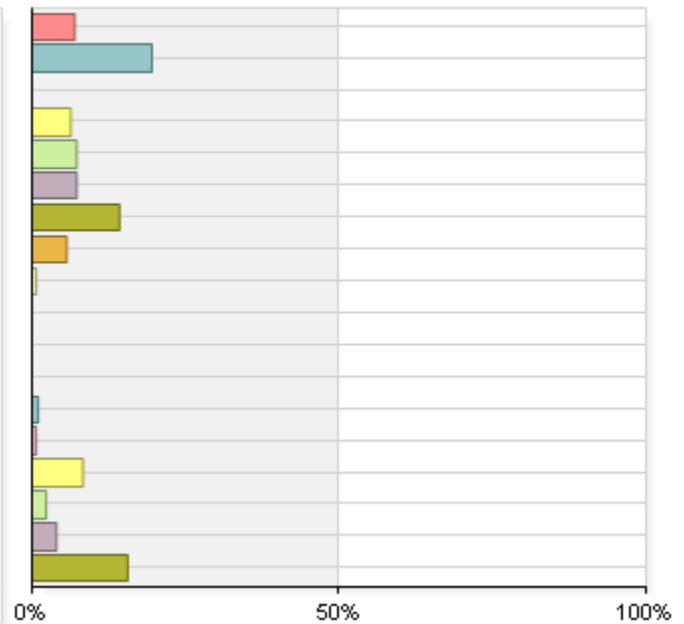
**What college/university did you attend or are you attending for this additional education?**



| Options                      | Score | Count | Percentage |
|------------------------------|-------|-------|------------|
| University of Louisville     | 1     | 183   | 60.2%      |
| Bellarmine University        | 2     | 8     | 2.6%       |
| Indiana University Southeast | 3     | 6     | 2.0%       |
| Spalding University          | 4     | 4     | 1.3%       |
| Other, please specify        | 5     | 103   | 33.9%      |

**Please indicate which degree you are pursuing**

|   |            |       |
|---|------------|-------|
| Not seeking a degree                              | 21         | 7.0%  |
| Master of Arts or Science (M.A., M.S., etc.)      | 59         | 19.5% |
| Master of Fine Arts (M.F.A.)                      | 0          | 0.0%  |
| Master - Business Administration (M.B.A.)         | 19         | 6.3%  |
| Master of Art in Teaching - Education (M.A.T.)    | 22         | 7.3%  |
| Master - Education (M.Ed.)                        | 22         | 7.3%  |
| Master - Engineering                              | 43         | 14.2% |
| Master - Social Work                              | 17         | 5.6%  |
| Doctoral - Biological Sciences                    | 2          | 0.7%  |
| Doctoral - Education (Ed.D., Ph.D.)               | 0          | 0.0%  |
| Doctoral - Engineering or other applied sciences  | 1          | 0.3%  |
| Doctoral - Humanities or arts                     | 0          | 0.0%  |
| Doctoral - Physical sciences                      | 3          | 1.0%  |
| Doctoral - Social sciences                        | 2          | 0.7%  |
| Professional - Law (J.D.)                         | 25         | 8.3%  |
| Professional - Dentistry (D.M.D.)                 | 7          | 2.3%  |
| Professional - Medicine (M.D.)                    | 12         | 4.0%  |
| Other degree (Including another B.A./B.S. degree) | 47         | 15.6% |
| <b>Total</b>                                      | <b>302</b> |       |

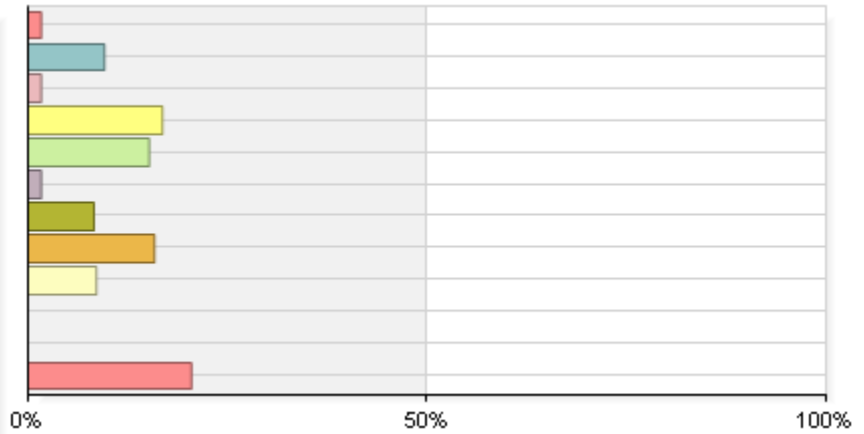


| Options   | Score | Count | Percentage |
|---|-------|-------|------------|
| Not seeking a degree                              | 1     | 21    | 7.0%       |
| Master of Arts or Science (M.A., M.S., etc.)      | 2     | 59    | 19.5%      |
| Master of Fine Arts (M.F.A.)                      | 3     | 0     | 0.0%       |
| Master - Business Administration (M.B.A.)         | 4     | 19    | 6.3%       |
| Master of Art in Teaching - Education (M.A.T.)    | 5     | 22    | 7.3%       |
| Master - Education (M.Ed.)                        | 6     | 22    | 7.3%       |
| Master - Engineering                              | 7     | 43    | 14.2%      |
| Master - Social Work                              | 8     | 17    | 5.6%       |
| Doctoral - Biological Sciences                    | 9     | 2     | 0.7%       |
| Doctoral - Education (Ed.D., Ph.D.)               | 10    | 0     | 0.0%       |
| Doctoral - Engineering or other applied sciences  | 11    | 1     | 0.3%       |
| Doctoral - Humanities or arts                     | 12    | 0     | 0.0%       |
| Doctoral - Physical sciences                      | 13    | 3     | 1.0%       |
| Doctoral - Social sciences                        | 14    | 2     | 0.7%       |
| Professional - Law (J.D.)                         | 15    | 25    | 8.3%       |
| Professional - Dentistry (D.M.D.)                 | 16    | 7     | 2.3%       |
| Professional - Medicine (M.D.)                    | 17    | 12    | 4.0%       |
| Other degree (Including another B.A./B.S. degree) | 18    | 47    | 15.6%      |

## What will is your field of study?



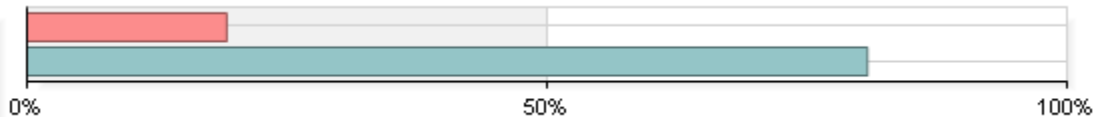
|                                |            |       |
|--------------------------------|------------|-------|
| Biological & Physical Sciences | 5          | 1.7%  |
| Business                       | 29         | 9.6%  |
| Dentistry                      | 5          | 1.7%  |
| Education                      | 51         | 16.8% |
| Engineering                    | 46         | 15.2% |
| Humanities                     | 5          | 1.7%  |
| Law                            | 25         | 8.3%  |
| Health Sciences/Medicine       | 48         | 15.8% |
| Social Sciences                | 26         | 8.6%  |
| Theological School/Seminary    | 0          | 0.0%  |
| Veterinary Medicine            | 1          | 0.3%  |
| Other, please specify          | 62         | 20.5% |
| <b>Total</b>                   | <b>303</b> |       |



| Options                        | Score | Count | Percentage |
|--------------------------------|-------|-------|------------|
| Biological & Physical Sciences | 1     | 5     | 1.7%       |
| Business                       | 2     | 29    | 9.6%       |
| Dentistry                      | 3     | 5     | 1.7%       |
| Education                      | 4     | 51    | 16.8%      |
| Engineering                    | 5     | 46    | 15.2%      |
| Humanities                     | 6     | 5     | 1.7%       |
| Law                            | 7     | 25    | 8.3%       |
| Health Sciences/Medicine       | 8     | 48    | 15.8%      |
| Social Sciences                | 9     | 26    | 8.6%       |
| Theological School/Seminary    | 10    | 0     | 0.0%       |
| Veterinary Medicine            | 11    | 1     | 0.3%       |
| Other, please specify          | 12    | 62    | 20.5%      |

**In your opinion, is this additional degree or coursework related to the degree program/major you completed at UofL?**

|              |            |       |
|--------------|------------|-------|
| No           | 58         | 19.2% |
| Yes          | 244        | 80.8% |
| <b>Total</b> | <b>302</b> |       |



| Options | Score | Count | Percentage |
|---------|-------|-------|------------|
| No      | 1     | 58    | 19.2%      |
| Yes     | 2     | 244   | 80.8%      |

**Please provide any additional feedback about your experience at the University of Louisville**