

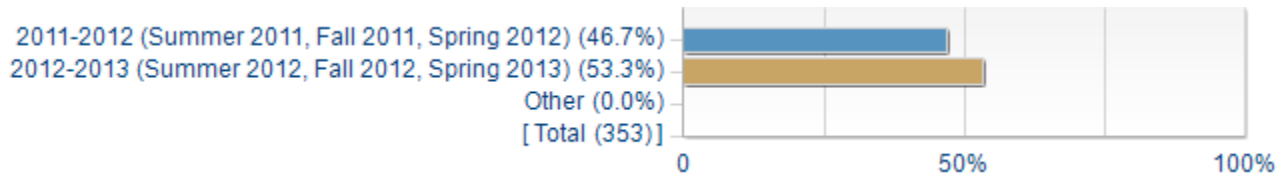
2014 Recent Graduate Survey--Graduate Students (public and private combined) with additional graduate questions

Recent Graduate Survey--Graduate Students (public and private combined)

Project Audience Public
Responses Received 353
Response Ratio 0%

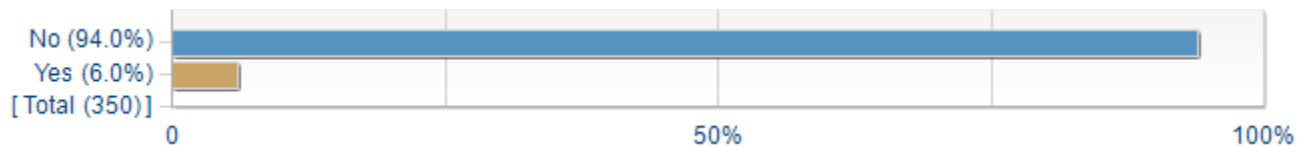
Prepared by IR Survey
Creation Date Wed, Dec 03, 2014

In which academic year did you graduate



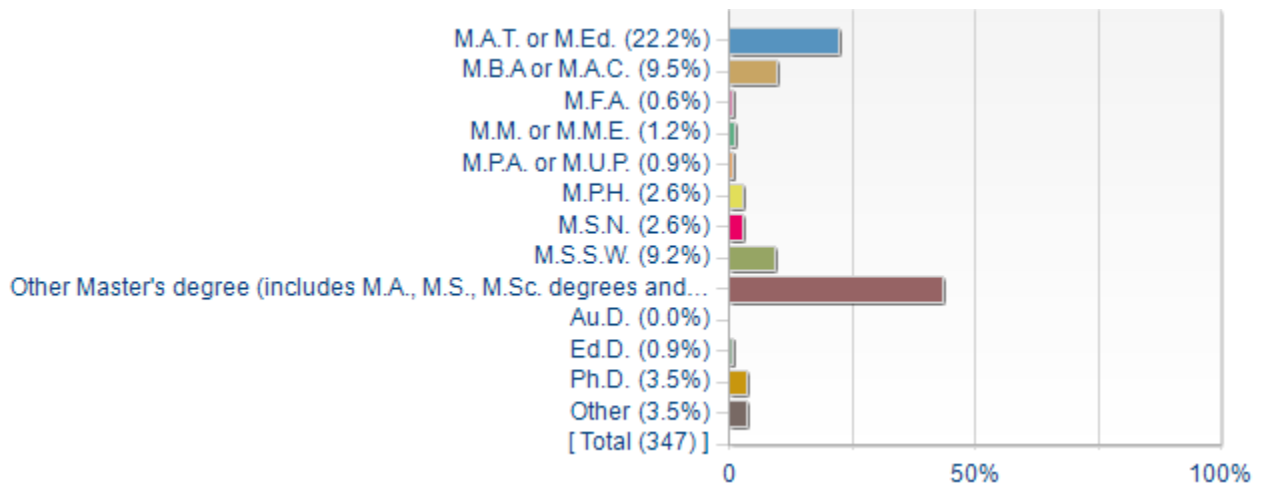
Options	Score	Count	Percentage
2011-2012 (Summer 2011, Fall 2011, Spring 2012)	1	165	46.7%
2012-2013 (Summer 2012, Fall 2012, Spring 2013)	2	188	53.3%
Other	3	0	0.0%

Did you graduate with more than one degree?



Options	Score	Count	Percentage
No	1	329	94.0%
Yes	2	21	6.0%

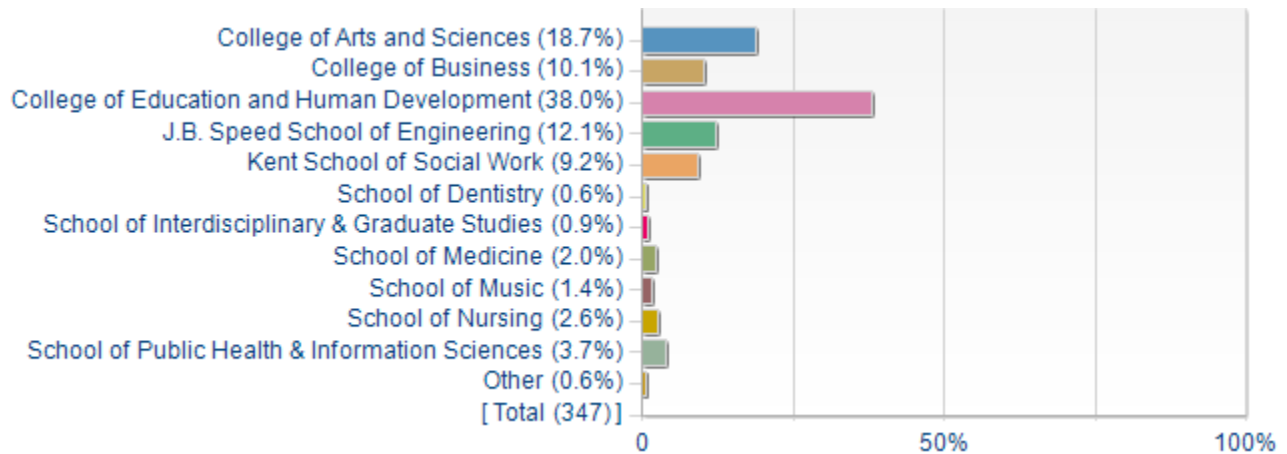
What degree did you earn?



Options	Score	Count	Percentage
M.A.T. or M.Ed.	1	77	22.2%
M.B.A or M.A.C.	2	33	9.5%
M.F.A.	3	2	0.6%
M.M. or M.M.E.	4	4	1.2%
M.P.A. or M.U.P.	5	3	0.9%
M.P.H.	6	9	2.6%
M.S.N.	7	9	2.6%
M.S.S.W.	8	32	9.2%
Other Master's degree (includes M.A., M.S., M.Sc. degrees and any other degree with "Master" in the title)	9	151	43.5%
Au.D.	10	0	0.0%
Ed.D.	11	3	0.9%

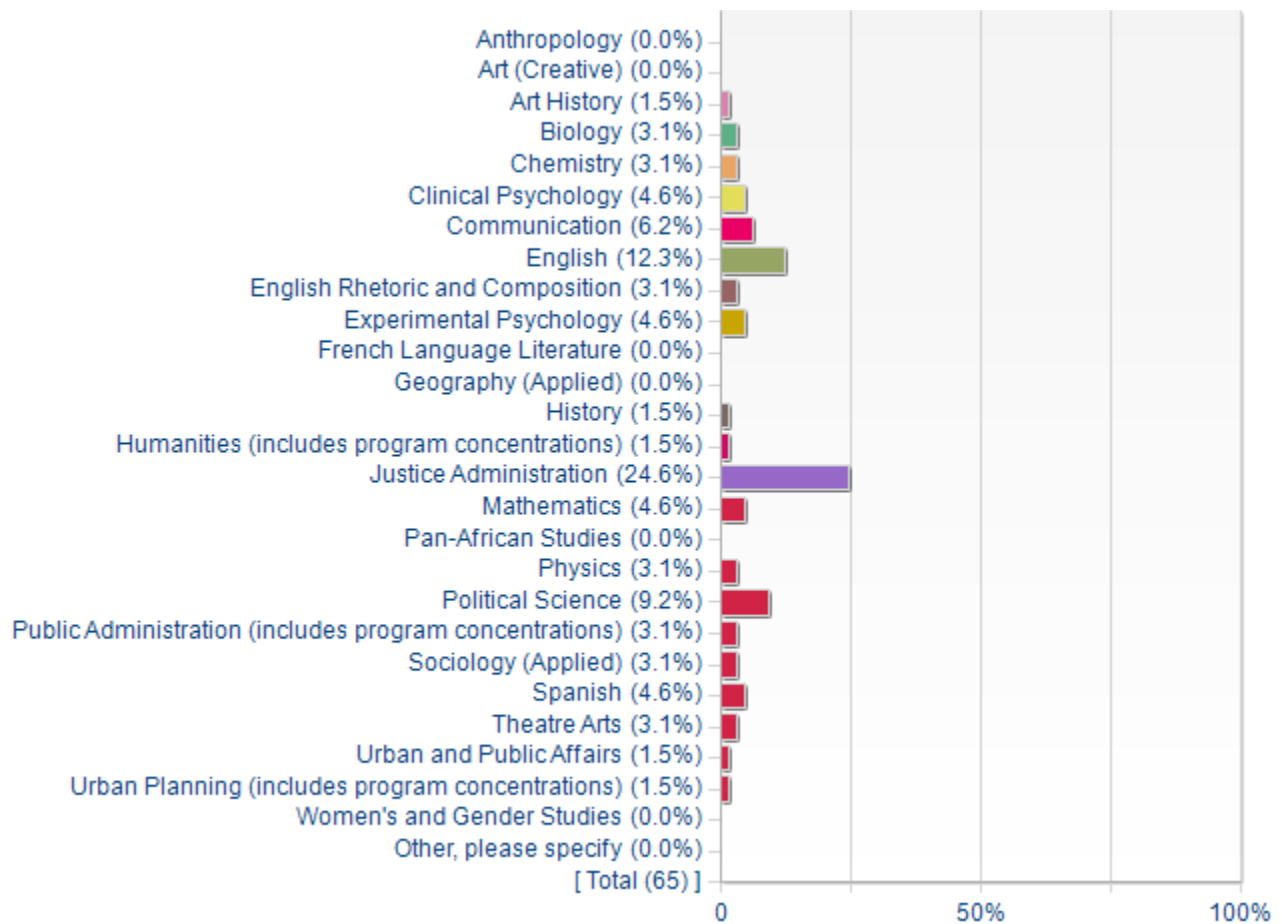
Ph.D.	12	12	3.5%
Other	13	12	3.5%

Please indicate from which school you graduated



Options	Score	Count	Percentage
College of Arts and Sciences	1	65	18.7%
College of Business	2	35	10.1%
College of Education and Human Development	3	132	38.0%
J.B. Speed School of Engineering	4	42	12.1%
Kent School of Social Work	5	32	9.2%
School of Dentistry	6	2	0.6%
School of Interdisciplinary & Graduate Studies	7	3	0.9%
School of Medicine	8	7	2.0%
School of Music	9	5	1.4%
School of Nursing	10	9	2.6%
School of Public Health & Information Sciences	11	13	3.7%
Other	12	2	0.6%

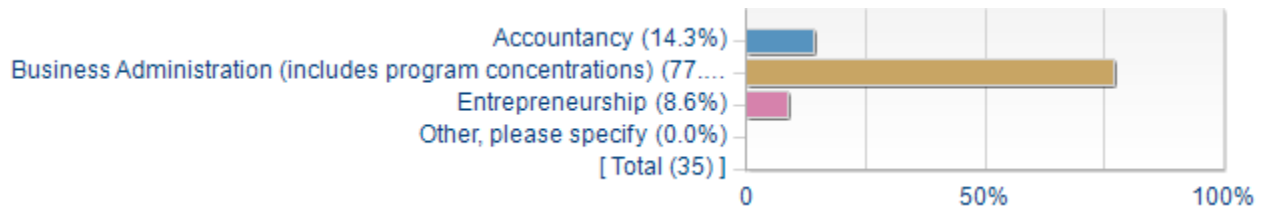
Please select your program from the College of Arts & Sciences programs listed below.



Options	Score	Count	Percentage
Anthropology	1	0	0.0%
Art (Creative)	2	0	0.0%
Art History	3	1	1.5%
Biology	4	2	3.1%
Chemistry	5	2	3.1%
Clinical Psychology	6	3	4.6%
Communication	7	4	6.2%
English	8	8	12.3%
English Rhetoric and Composition	9	2	3.1%
Experimental Psychology	10	3	4.6%
French Language Literature	11	0	0.0%
Geography (Applied)	12	0	0.0%
History	13	1	1.5%
Humanities (includes program concentrations)	14	1	1.5%
Justice Administration	15	16	24.6%
Mathematics	16	3	4.6%
Pan-African Studies	17	0	0.0%
Physics	18	2	3.1%
Political Science	19	6	9.2%
Public Administration (includes program concentrations)	20	2	3.1%
Sociology (Applied)	21	2	3.1%
Spanish	22	3	4.6%
Theatre Arts	23	2	3.1%

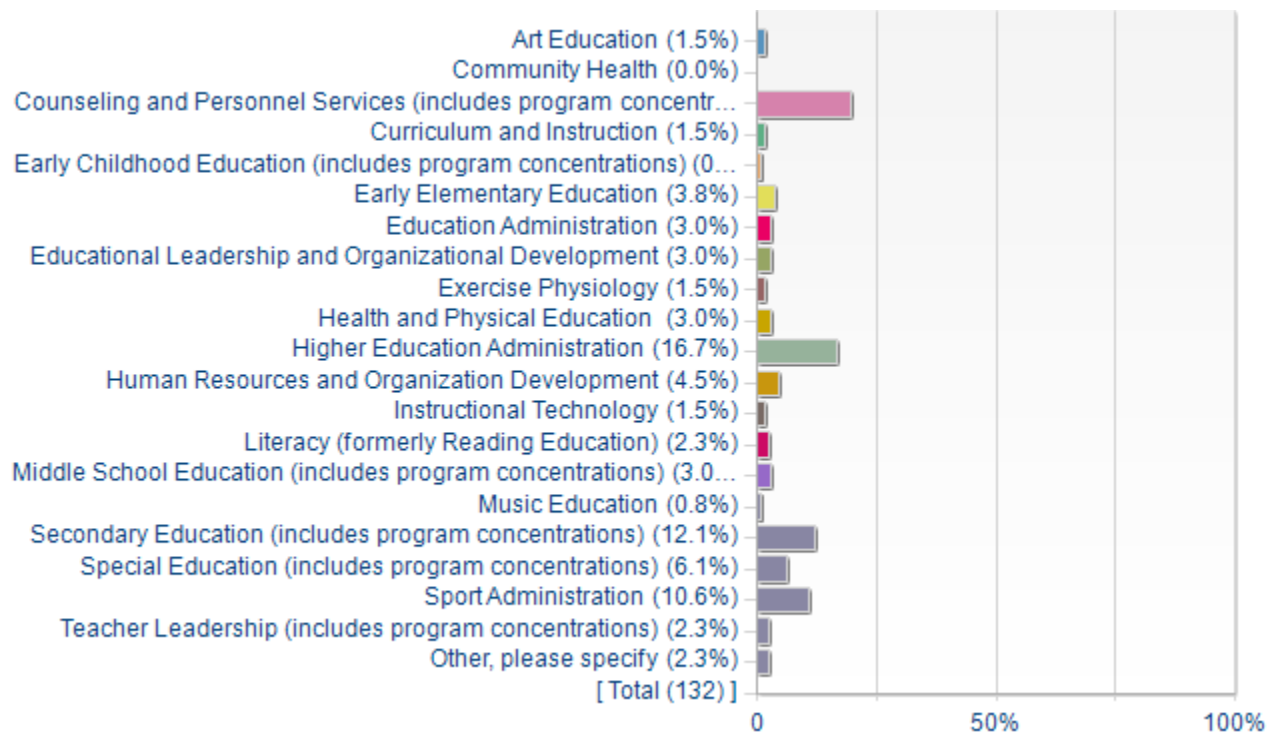
Urban and Public Affairs	24	1	1.5%
Urban Planning (includes program concentrations)	25	1	1.5%
Women's and Gender Studies	26	0	0.0%
Other, please specify	27	0	0.0%

Please select your program from the College of Business programs listed below.



Options	Score	Count	Percentage
Accountancy	1	5	14.3%
Business Administration (includes program concentrations)	2	27	77.1%
Entrepreneurship	3	3	8.6%
Other, please specify	4	0	0.0%

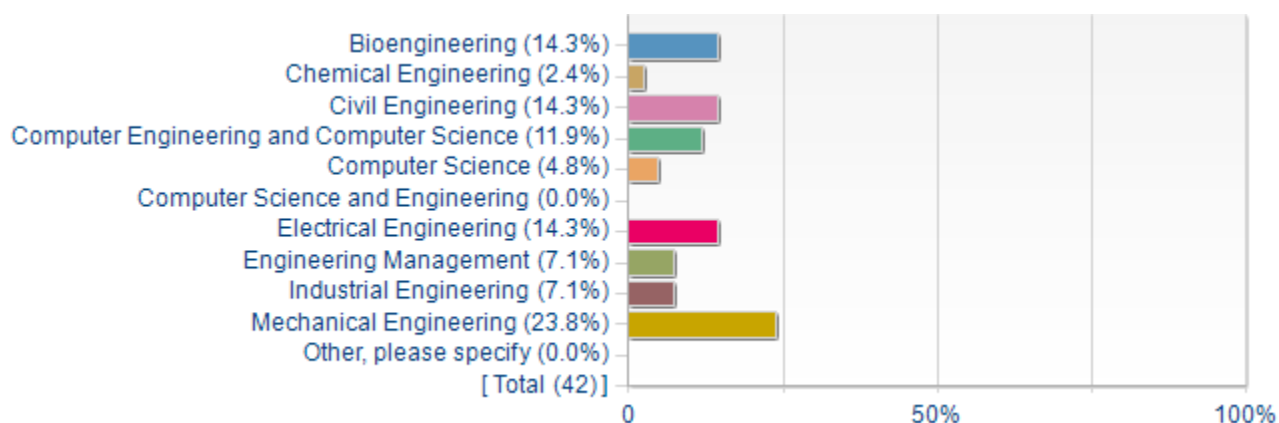
Please select your program from the College of Education & Human Development programs listed below.



Options	Score	Count	Percentage
Art Education	1	2	1.5%
Community Health	2	0	0.0%
Counseling and Personnel Services (includes program concentrations)	3	26	19.7%
Curriculum and Instruction	4	2	1.5%
Early Childhood Education (includes program concentrations)	5	1	0.8%
Early Elementary Education	6	5	3.8%
Education Administration	7	4	3.0%
Educational Leadership and Organizational Development	8	4	3.0%

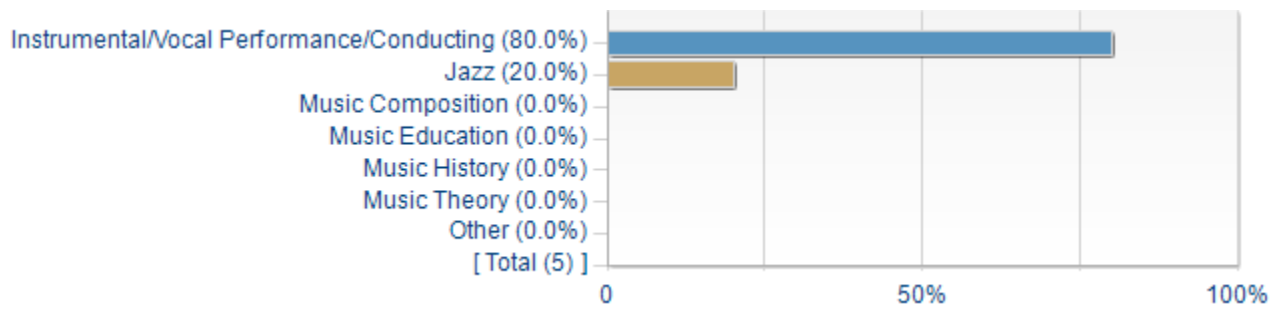
Exercise Physiology	9	2	1.5%
Health and Physical Education	10	4	3.0%
Higher Education Administration	11	22	16.7%
Human Resources and Organization Development	12	6	4.5%
Instructional Technology	13	2	1.5%
Literacy (formerly Reading Education)	14	3	2.3%
Middle School Education (includes program concentrations)	15	4	3.0%
Music Education	16	1	0.8%
Secondary Education (includes program concentrations)	17	16	12.1%
Special Education (includes program concentrations)	18	8	6.1%
Sport Administration	19	14	10.6%
Teacher Leadership (includes program concentrations)	20	3	2.3%
Other, please specify	21	3	2.3%

Please select your program from the J.B. Speed School of Engineering programs listed below.



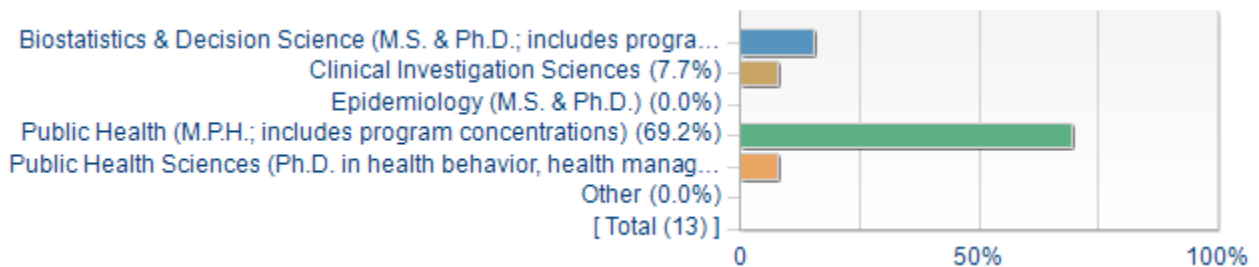
Options	Score	Count	Percentage
Bioengineering	1	6	14.3%
Chemical Engineering	2	1	2.4%
Civil Engineering	3	6	14.3%
Computer Engineering and Computer Science	4	5	11.9%
Computer Science	5	2	4.8%
Computer Science and Engineering	6	0	0.0%
Electrical Engineering	7	6	14.3%
Engineering Management	8	3	7.1%
Industrial Engineering	9	3	7.1%
Mechanical Engineering	10	10	23.8%
Other, please specify	11	0	0.0%

Please select your program from the School of Music programs listed below.



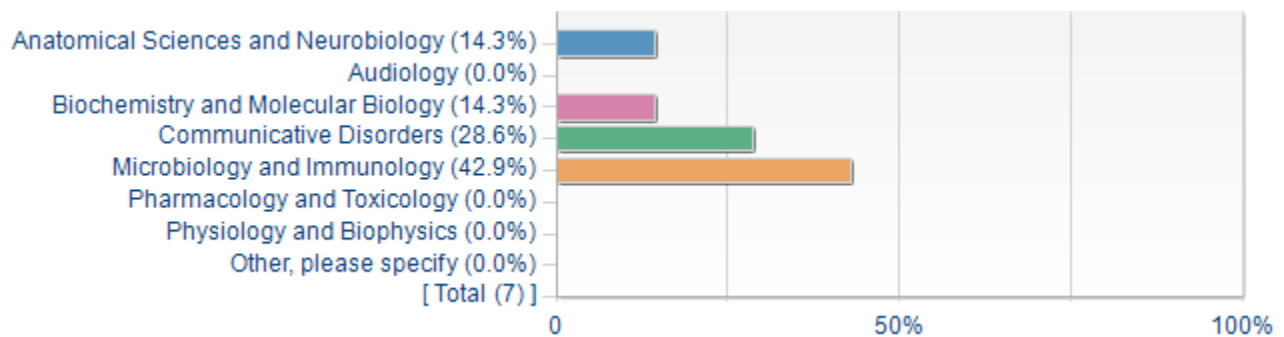
Options	Score	Count	Percentage
Instrumental/Vocal Performance/Conducting	1	4	80.0%
Jazz	2	1	20.0%
Music Composition	3	0	0.0%
Music Education	4	0	0.0%
Music History	5	0	0.0%
Music Theory	6	0	0.0%
Other	7	0	0.0%

Please select your program from the School of Public Health & Information Science programs listed below.



Options	Score	Count	Percentage
Biostatistics & Decision Science (M.S. & Ph.D.; includes program specializations)	1	2	15.4%
Clinical Investigation Sciences	2	1	7.7%
Epidemiology (M.S. & Ph.D.)	3	0	0.0%
Public Health (M.P.H.; includes program concentrations)	4	9	69.2%
Public Health Sciences (Ph.D. in health behavior, health management and environmental health)	5	1	7.7%
Other	6	0	0.0%

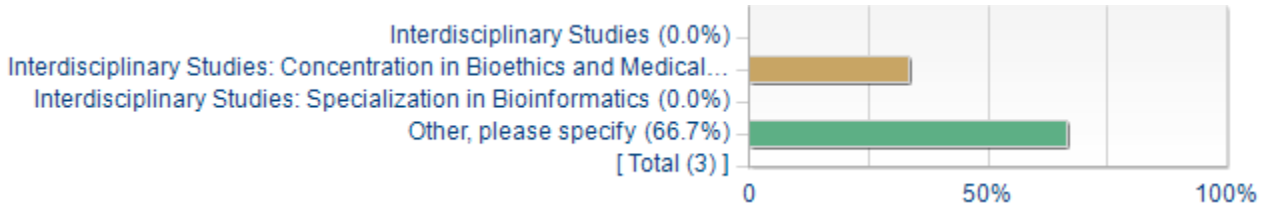
Please select your program from the School of Medicine programs listed below.



Options	Score	Count	Percentage
Anatomical Sciences and Neurobiology	1	1	14.3%
Audiology	2	0	0.0%

Biochemistry and Molecular Biology	3	1	14.3%
Communicative Disorders	4	2	28.6%
Microbiology and Immunology	5	3	42.9%
Pharmacology and Toxicology	6	0	0.0%
Physiology and Biophysics	7	0	0.0%
Other, please specify	8	0	0.0%

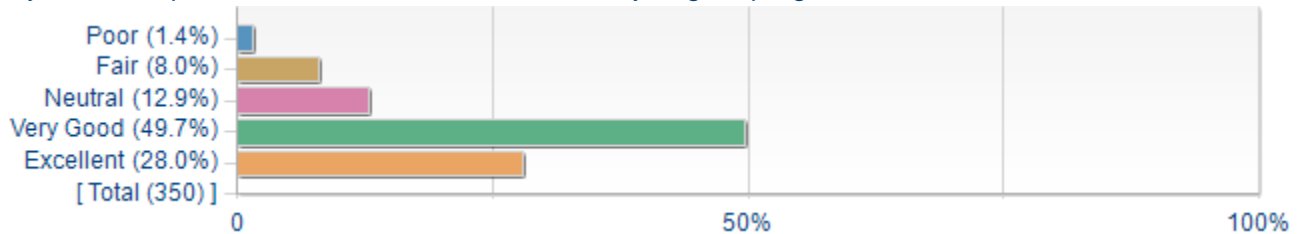
Please select your program from the School of Interdisciplinary & Graduate Studies programs listed below.



Options	Score	Count	Percentage
Interdisciplinary Studies	1	0	0.0%
Interdisciplinary Studies: Concentration in Bioethics and Medical Humanities	2	1	33.3%
Interdisciplinary Studies: Specialization in Bioinformatics	3	0	0.0%
Other, please specify	4	2	66.7%

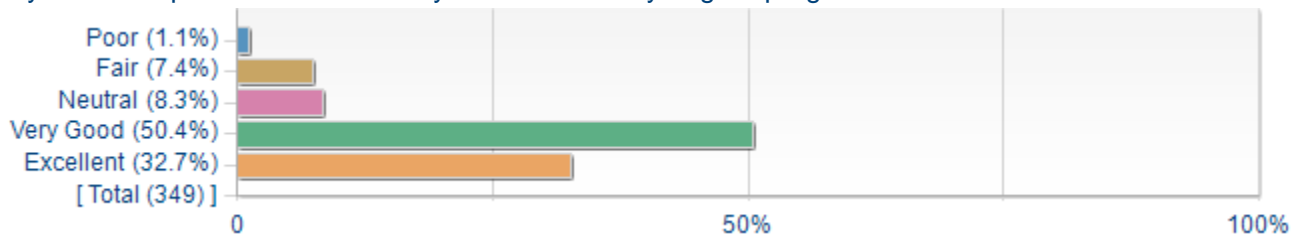
Please rate each of the following as they relate to the degree program you completed at the University of Louisville

1. My overall impression of academic standards in my degree program



Options	Score	Count	Percentage
Poor	1	5	1.4%
Fair	2	28	8.0%
Neutral	3	45	12.9%
Very Good	4	174	49.7%
Excellent	5	98	28.0%

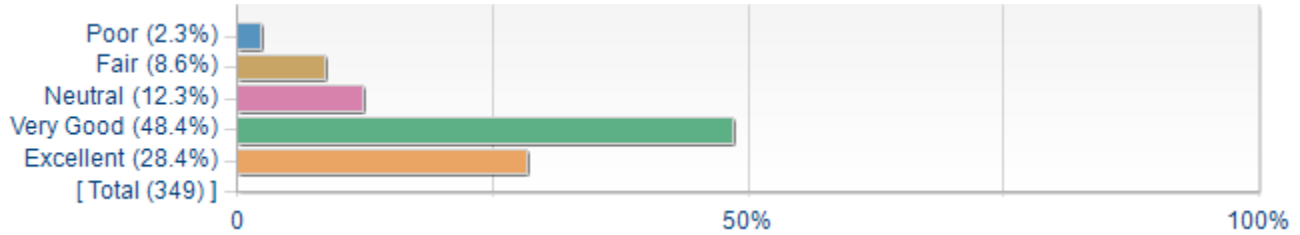
2. My overall impression of the faculty instruction in my degree program



Options	Score	Count	Percentage
Poor	1	4	1.1%
Fair	2	26	7.4%
Neutral	3	29	8.3%

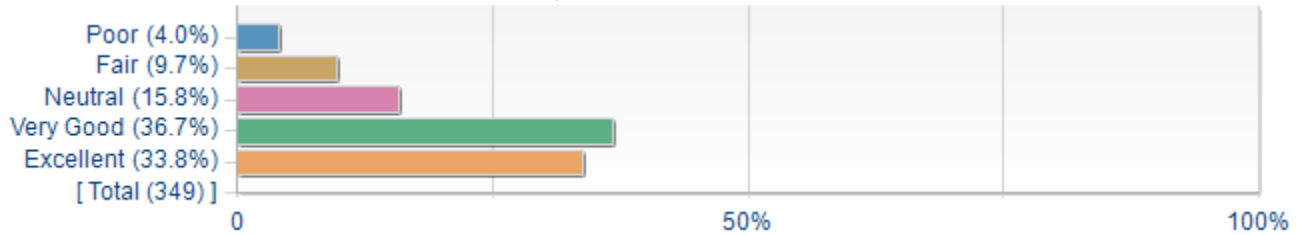
Very Good	4	176	50.4%
Excellent	5	114	32.7%

3. My overall impression of the degree program



Options	Score	Count	Percentage
Poor	1	8	2.3%
Fair	2	30	8.6%
Neutral	3	43	12.3%
Very Good	4	169	48.4%
Excellent	5	99	28.4%

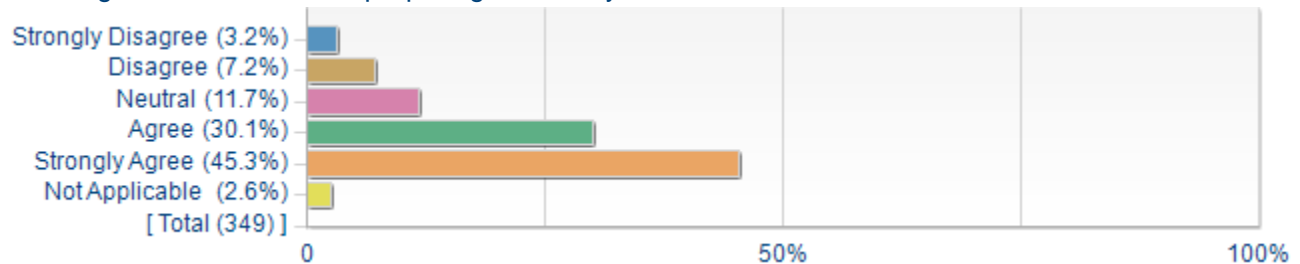
4. My overall impression of the value of my degree



Options	Score	Count	Percentage
Poor	1	14	4.0%
Fair	2	34	9.7%
Neutral	3	55	15.8%
Very Good	4	128	36.7%
Excellent	5	118	33.8%

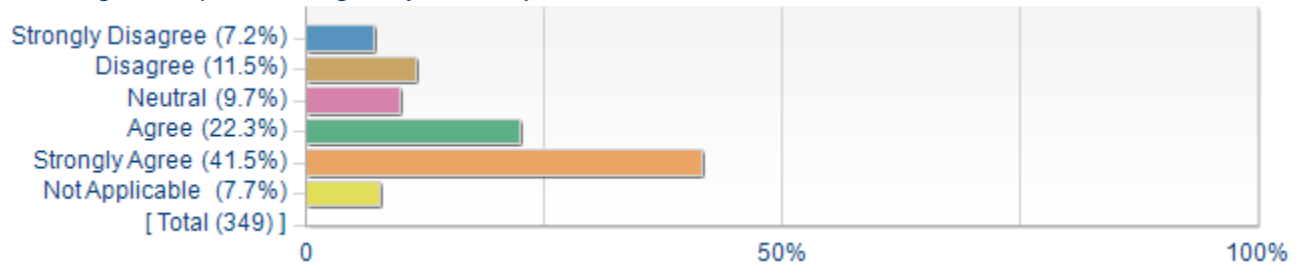
Please rate each of the following as they relate to the impact of your degree program from the University of Louisville

1. This degree was effective in preparing me for my career



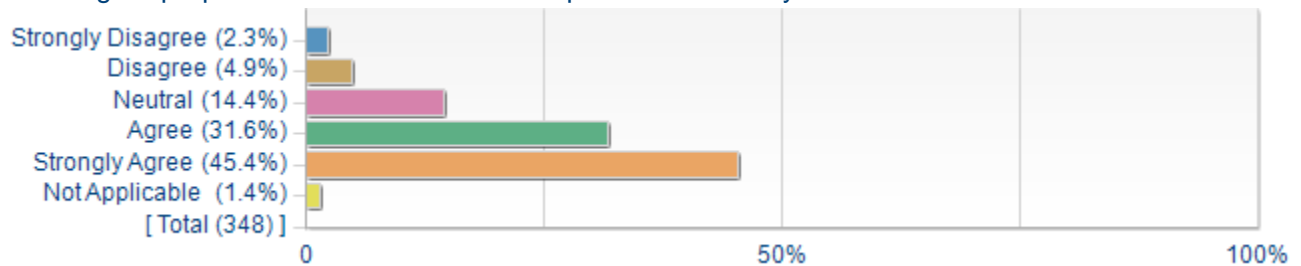
Options	Score	Count	Percentage
Strongly Disagree	1	11	3.2%
Disagree	2	25	7.2%
Neutral	3	41	11.7%
Agree	4	105	30.1%
Strongly Agree	5	158	45.3%
Not Applicable	NRP	9	2.6%

2. This degree helped me to get my current job



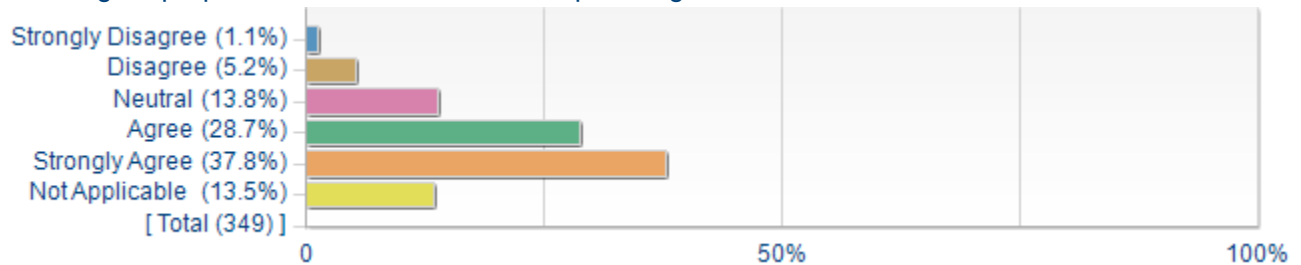
Options	Score	Count	Percentage
Strongly Disagree	1	25	7.2%
Disagree	2	40	11.5%
Neutral	3	34	9.7%
Agree	4	78	22.3%
Strongly Agree	5	145	41.5%
Not Applicable	NRP	27	7.7%

3. This degree prepared me to be a successful professional in my field



Options	Score	Count	Percentage
Strongly Disagree	1	8	2.3%
Disagree	2	17	4.9%
Neutral	3	50	14.4%
Agree	4	110	31.6%
Strongly Agree	5	158	45.4%
Not Applicable	NRP	5	1.4%

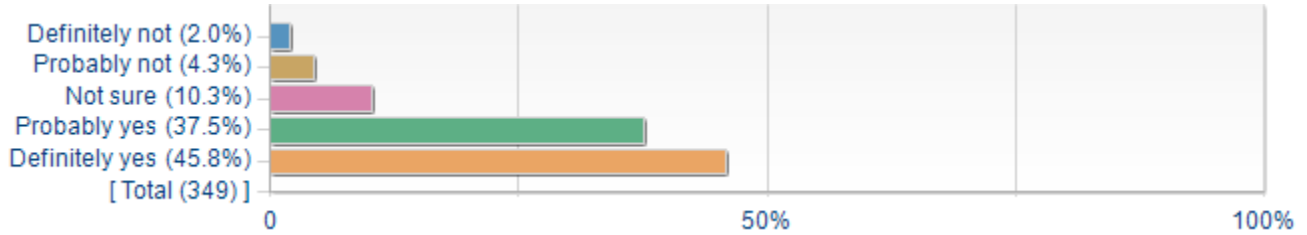
4. This degree prepared me to be successful in pursuing additional education



Options	Score	Count	Percentage
Strongly Disagree	1	4	1.1%
Disagree	2	18	5.2%
Neutral	3	48	13.8%
Agree	4	100	28.7%
Strongly Agree	5	132	37.8%
Not Applicable	NRP	47	13.5%

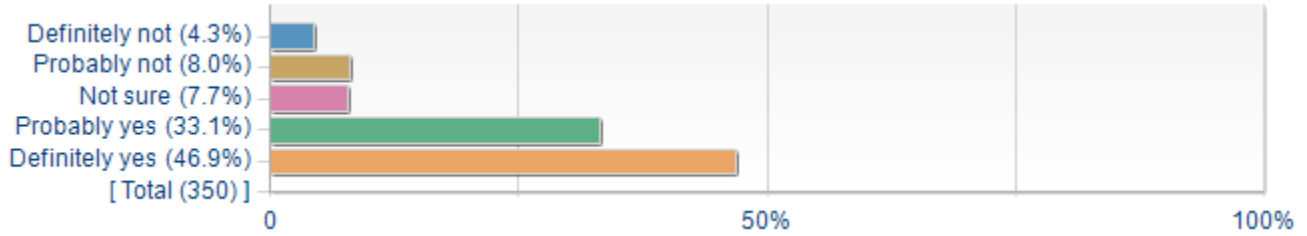
Please rate the likelihood that you would recommend the following:

1. Likelihood I would recommend graduates of this degree program to my current employer



Options	Score	Count	Percentage
Definitely not	1	7	2.0%
Probably not	2	15	4.3%
Not sure	3	36	10.3%
Probably yes	4	131	37.5%
Definitely yes	5	160	45.8%

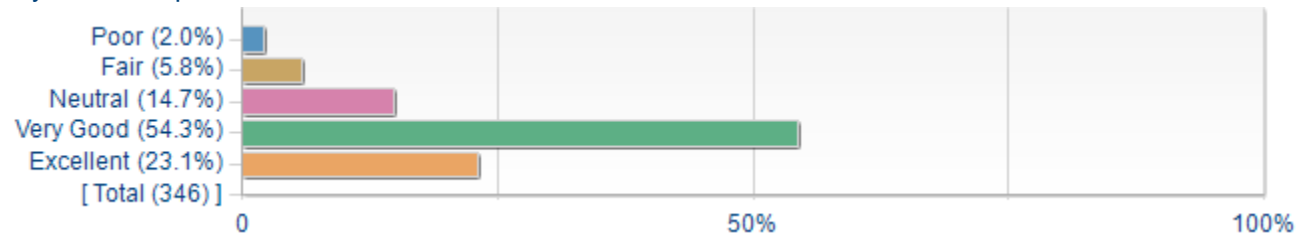
2. Likelihood I would recommend this degree program to a friend or family member



Options	Score	Count	Percentage
Definitely not	1	15	4.3%
Probably not	2	28	8.0%
Not sure	3	27	7.7%
Probably yes	4	116	33.1%
Definitely yes	5	164	46.9%

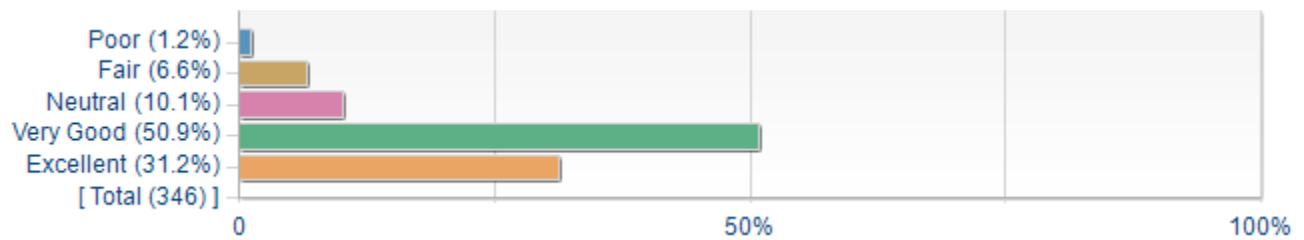
Please rate each of the following as they relate to the University of Louisville

1. My overall impression of academic standards at UofL



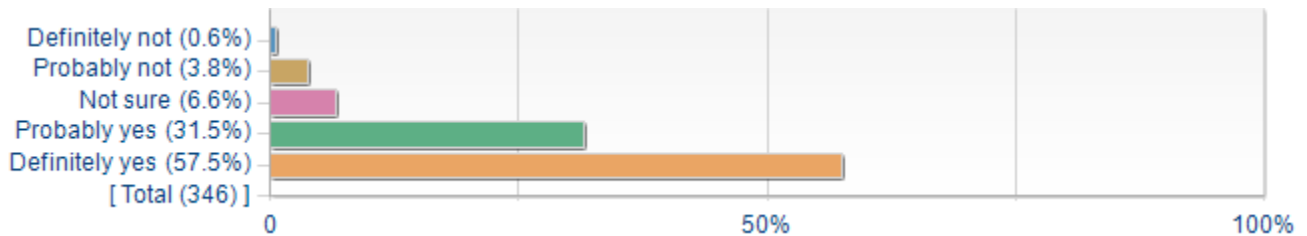
Options	Score	Count	Percentage
Poor	1	7	2.0%
Fair	2	20	5.8%
Neutral	3	51	14.7%
Very Good	4	188	54.3%
Excellent	5	80	23.1%

2. My overall impression of UofL as an institution of higher learning



Options	Score	Count	Percentage
Poor	1	4	1.2%
Fair	2	23	6.6%
Neutral	3	35	10.1%
Very Good	4	176	50.9%
Excellent	5	108	31.2%

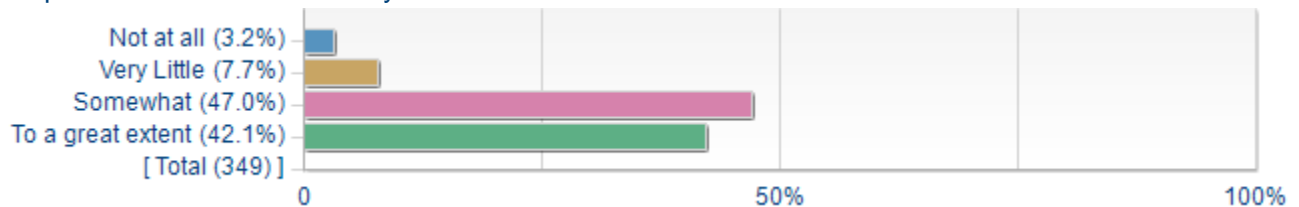
Please rate the likelihood that you would recommend UofL to others



Options	Score	Count	Percentage
Definitely not	1	2	0.6%
Probably not	2	13	3.8%
Not sure	3	23	6.6%
Probably yes	4	109	31.5%
Definitely yes	5	199	57.5%

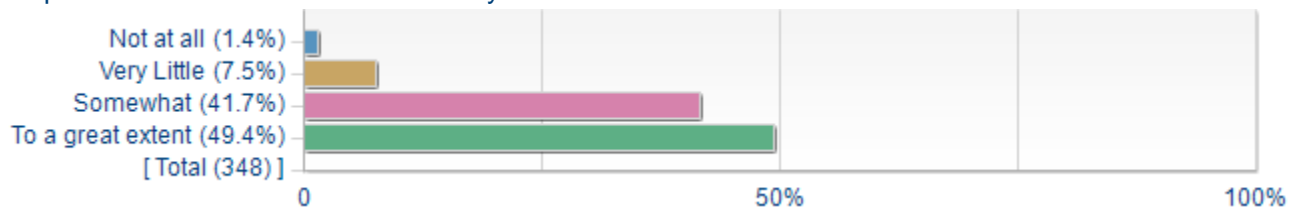
Please indicate how you feel your overall education at UofL has:

1. Prepared me to write effectively



Options	Score	Count	Percentage
Not at all	1	11	3.2%
Very Little	2	27	7.7%
Somewhat	3	164	47.0%
To a great extent	4	147	42.1%

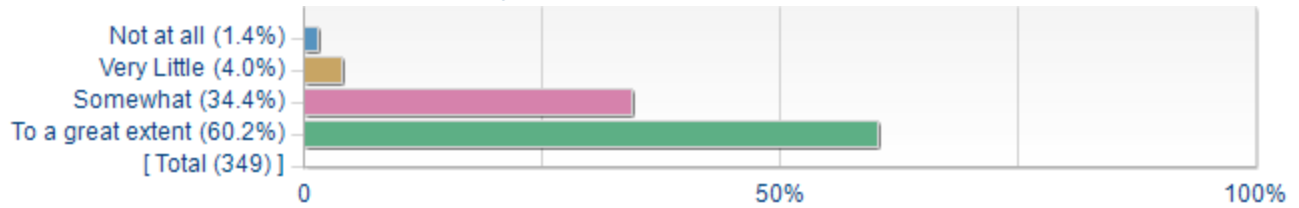
2. Prepared me to communicate well orally



Options	Score	Count	Percentage
Not at all	1	5	1.4%
Very Little	2	26	7.5%
Somewhat	3	146	41.7%
To a great extent	4	161	49.4%

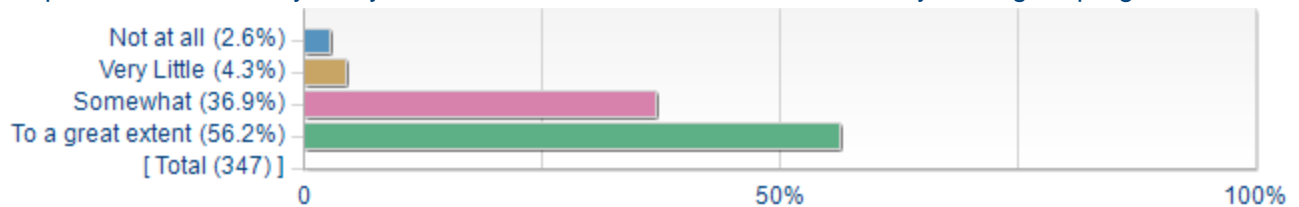
Not at all	1	5	1.4%
Very Little	2	26	7.5%
Somewhat	3	145	41.7%
To a great extent	4	172	49.4%

3. Prepared me to think analytically and logically



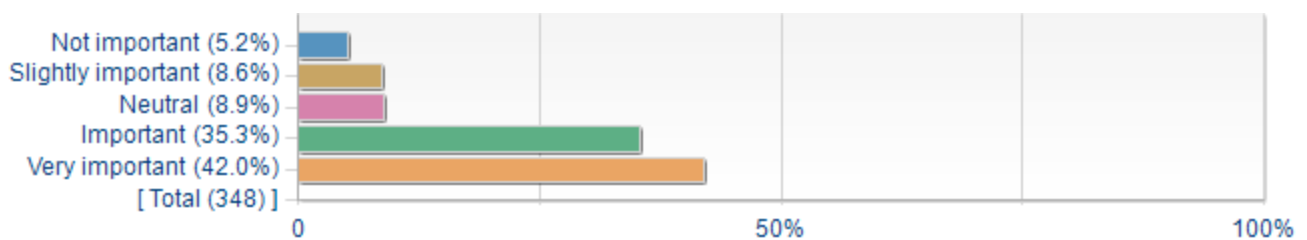
Options	Score	Count	Percentage
Not at all	1	5	1.4%
Very Little	2	14	4.0%
Somewhat	3	120	34.4%
To a great extent	4	210	60.2%

4. Prepared me to critically analyze and evaluate literature and research in your degree program



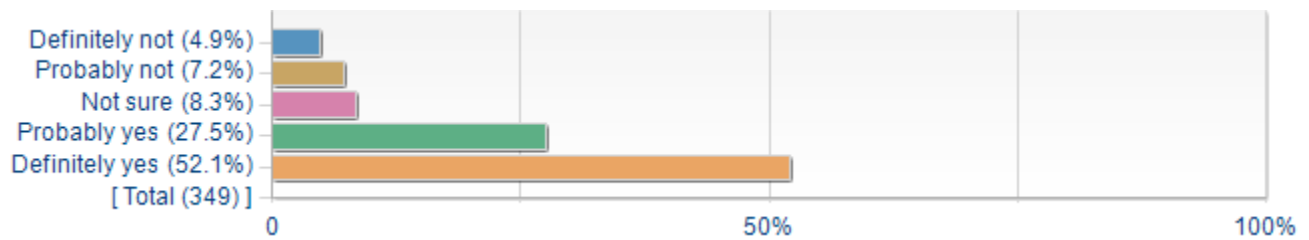
Options	Score	Count	Percentage
Not at all	1	9	2.6%
Very Little	2	15	4.3%
Somewhat	3	128	36.9%
To a great extent	4	195	56.2%

How important was your overall education at the University of Louisville in helping you achieve your current level of professional success?



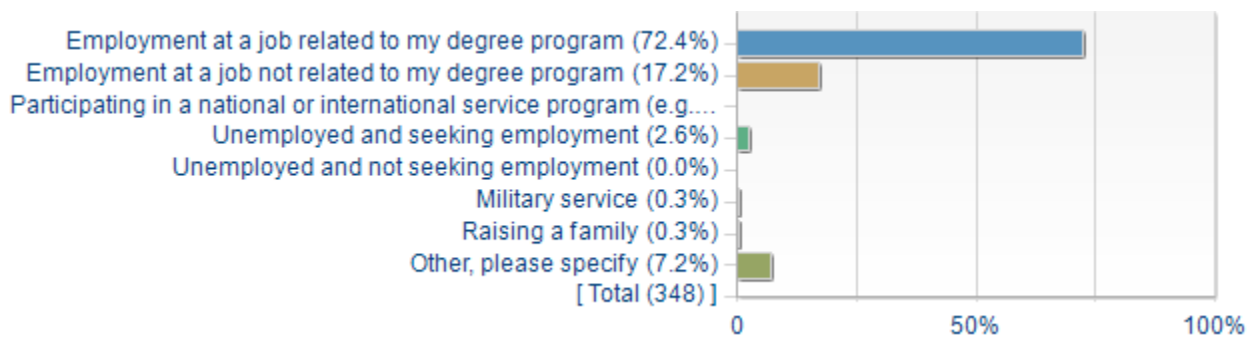
Options	Score	Count	Percentage
Not important	1	18	5.2%
Slightly important	2	30	8.6%
Neutral	3	31	8.9%
Important	4	123	35.3%
Very important	5	146	42.0%

If you could start your graduate degree program again, would you attend the University of Louisville?



Options	Score	Count	Percentage
Definitely not	1	17	4.9%
Probably not	2	25	7.2%
Not sure	3	29	8.3%
Probably yes	4	96	27.5%
Definitely yes	5	182	52.1%

Current Employment Status



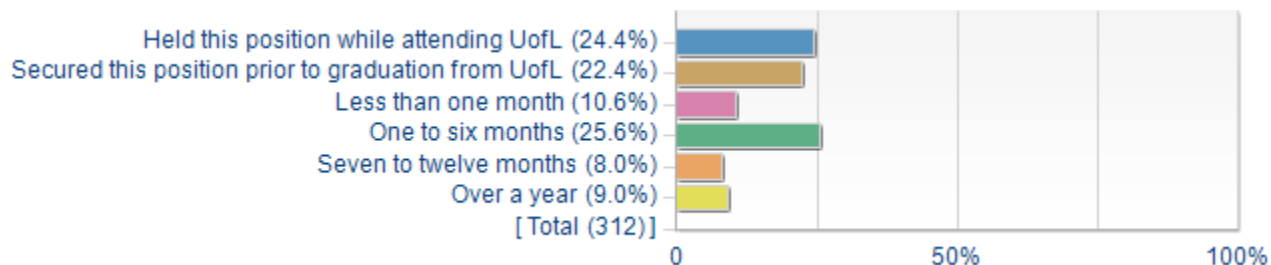
Options	Score	Count	Percentage
Employment at a job related to my degree program	1	252	72.4%
Employment at a job not related to my degree program	2	60	17.2%
Participating in a national or international service program (e.g. Peace Corps)	3	0	0.0%
Unemployed and seeking employment	4	9	2.6%
Unemployed and not seeking employment	5	0	0.0%
Military service	6	1	0.3%
Raising a family	7	1	0.3%
Other, please specify	8	25	7.2%

Are you working full-time or part-time?



Options	Score	Count	Percentage
Full-time	1	278	89.7%
Part-time	2	32	10.3%

Once you began your job search, how long did it take you to find this position?



Options	Score	Count	Percentage
Held this position while attending UofL	1	76	24.4%
Secured this position prior to graduation from UofL	2	70	22.4%
Less than one month	3	33	10.6%
One to six months	4	80	25.6%
Seven to twelve months	5	25	8.0%
Over a year	6	28	9.0%

What is the name of firm or organization where you work?

Comment
Family and Children's Place
Jefferson County Public Schools
Norton Healthcare
Franklin County Public Schools
veterans administration
JCPS
JCPS
Whitefield Academy
Bowen Elementary
City of Spokane WA
Jefferson Community & Technical College
at graduation--2014 PGA Championship...currently-Business Media Group
Cafepress
University of Louisville
Kentucky One Health
Office of the Jefferson County Circuit Court Clerk
Quantum Spatial
Humana
Benchmark Family Services
jefferson county clerks office
University of Louisville College of Education and Human Development
University of South Carolina
diversified automation
seven counties
Jefferson County Public Schools
Arclin
Psychological Services Center
Family and Children's Place
Veterans Health Administration
Fort Knox

St Patrick Catholic School

Jefferson county public schools

Christian Academy Indiana

Sacred Heart Schools

Jefferson county public schools

Seven counties

Sedgwick County (KS) Sheriff's Office

University of Louisville

Harding Shymanski & Company

Valley High School

Humana

UofL

Indiana University Southeast

Logan-Rogersville School District (Missouri)

Encompass Design, Develop, & Construct

James City County

New Albany Floyd County Schools

university of Cincinnati

TCI

JCPS

JCPS

CBRE

Boston Scientific

Baker Tilly

City government - Charlestown, IN

Brown-Forman

New York Medical College

Chicago Public schools

Jefferson County Public Schools

Creative Alliance

Schneider Electric

Jefferson County Public Schools

Louisville Metro Department of Corrections

University of Louisville Athletics

UofL

New Albany High School

Ficosa North America

University of Louisville

Meijers

University of Louisville, Resources for Academic Achievement (REACH)

St. Mary's Medical Center

Humana

CI Services Now

Louisville metro government

JCPS- Engelhard Elementary School

University of Louisville

Hardin County Schools

University of Louisville Sociology Department
Florence 3 School District & Florence Symphony Orchestra (South Carolina)
Archdiocese of Louisville
Dayton, Ohio Convention and Visitors Bureau
The Rawlings Company
Trinity High School
Gannett Publishing Services
Jefferson county Public Schools
Civitas Media
Calloway county schools
University of Louisville
Jefferson County Schools
Jefferson County Public Schools
U of L
BB&T
Governors State University
Humana
Lifeline Children's Services
Jefferson County Public Schools
ge
Wichita State University
PCA Pharmacy
JCPS
Jefferson county public schools
St. Matthews Feed & Seed
Oldham county schools (teacher)
Dawn food products
Why Louisville and as a bartender
Seven Counties
Jefferson County Public Schools
Sullivan University
Jefferson county public schools system
Frazier History Museum
Samtec
Duke Energy
Self-employed
UNiversity of Louisville LGBT Center
Akebono Brake Corporation
KFTC
Indiana University Southeast
University of Louisville
Mindel, Scott & Associates
Environmental Safety Technologies, Inc.
Administrative Office of the Courts
Humana
Lees-McRae College
Roll forming corp

University of Louisville

Massachusetts Department of Public Health

ESP of Indiana

University of Wisconsin Madison

Darby & Gazak

University of Louisville

Dynavox - Tobii

American Association of Orthopaedic Executives

Abbie Jones Consulting

University of Louisville

JCPS

Kentucky Higher Education Assistance Authority

Stantec

Humana

Bellarmino University

Robley Rex VA Medical Center

Shelby County Public Schools

Mercy Academy

United States Olympic Committee

University of Louisville

Hanover College

Agoda

Amazon.com

State Farm

will not disclose

US Air Force

Whirlpool Corporation

STATS LLC

Blue and Co

University of Louisville

Formerly Western Kentucky University; now at University of Louisville

a Student Health center at a University

Jefferson County Public Schools

Advanced electrical systems, inc

Innovative Publishing

Communicare

University of Louisville Hospital

Jefferson County Public Schools/Kentucky Science Center

Deloitte & Touche ME

Glowtouch

Howard County Public Schools

Ivy Tech and City of Jeffersonville

Humana

UofL

Niagara College Canada

North Hardin High School

Coca-Cola Enterprises

Medivators, Inc (A Cantel Medical Company)

University of Louisville

U.S. Immigration and Customs Enforcement - Homeland Security Investigations

University of Louisville

Brown-Forman

Ryan Media - 1450 The Sports Buzz WXVW

C&I Engineering

University of Louisville

TSTech

Harshaw Trane

UofL

Seven Counties Service, Inc.

JCPS

Hutton

YMCA of Greater Louisville

The Gold Standard

REACH

University of Texas

Johnson Ferry Baptist Church

Family Scholar House

WIC

HMR Associates

Kennesaw State University

Seven Counties Services

Louisville Metro Government

JCPS

KY Department of Revenue

Bellarmino/University of Louisville

University of Louisville

The Brook- KMI

University of Louisville Department of Pediatrics

NW

Jcps

Jcps

CMTA Consulting Engineers, Inc

JCPS

JCPS

Southern Police Institute

Louisville Music Company

LG&E-KU

Toyota Motor Manufacturing and Engineering

New Albany Floyd County Schools

Nissan North America, Inc.

Humana

Jefferson County School Corporation

Family & Children's Place

Trinity High School

Anderson Bryant Lasky & Winslow

Women's Healthcare of Southern Indiana

Spencerian College

Humana

University of Louisville

University of Kentucky

The Brook-Dupont

Jcps

Ky one health

Ivy Tech Community College

University of Louisville

Sacred Heart Catholic Church

YMCA of Central Kentucky

Bellarmine University

University of Louisville

U of L

Jefferson County Public Schools (JCPS)

Louisville Metro Police

University of Louisville

HeadStart4Life

Athletic Academic Services

Department of Revenue

Communicare Services

Experimental Psychology Department

Humana

Vogt Power International

University of Tennessee

Cummins Inc.

Kentucky Department of Corrections

Beam Suntory

JP interventions

Cypress Fairbanks Independent Schools

UofL

Lexmark

The Brook Hospital KMI

Strike and Spare Family Entertainment

Seven Counties (JADAC)

Jefferson County Public Schools

University of Louisville

Missouri Department of Health and Senior Services

University of Louisville

Metropolitan Life Insurance Company

Bullitt County Board of Education

Franklin County Public Schools

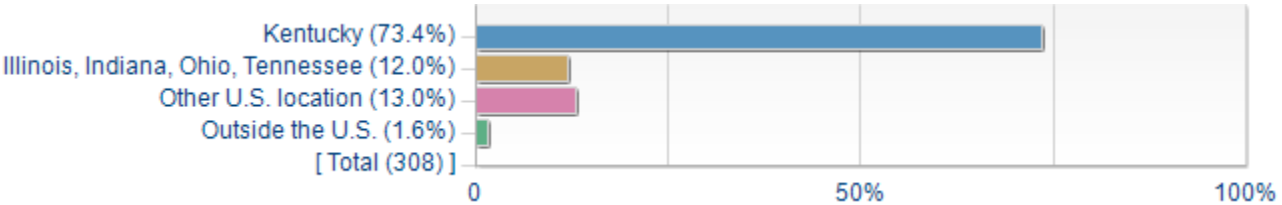
ACCENT Marketing

University of Louisville

Intel Corporation

- Social Security Administration
- Higher Education
- University of Louisville School of Medicine
- Kindred Healthcare
- Quincy Public Schools
- McConnell Center
- Indiana University Southeast
- Elizabethtown Partners in Counseling and ECTCS
- DPR Enterprises LLC

Where is your employer located?



Options	Score	Count	Percentage
Kentucky	1	226	73.4%
Illinois, Indiana, Ohio, Tennessee	2	37	12.0%
Other U.S. location	3	40	13.0%
Outside the U.S.	4	5	1.6%

What is your job title?

- Family Therapist I
- Teacher
- Director of Data Compliance
- LEP Instructor
- Chief of GI
- Teacher
- teacher
- teacher--11th, 12th, and AP
- MMD Teacher (Multiple Mental Disabilities)
- Police Captain
- Research Assistant
- Event Producer
- Software Architect
- Executive Director
- RN
- Deputy Clerk
- Dept Manager
- Application Consultant
- Therapist
- deputy county clerk
- Research and Grants Manager
- Graduate Teaching Assistant

engineer
therapist
teacher
Facilities mgr. administrative assistant
Clinical Psychologist
Sr. Case Manager
Chief of Staff
IT Specialist
Health/Physical Education Teacher
Teacher
English Teacher
Science and Math Teacher
Teacher
Cd counselor
Captain
Research Associate
Tax Accountant
Assistant Principal
Business development consultant
Coordinator
Adjunct Writing Instructor
Teacher
Development Director
Human Resources Assistant
PE Paraprofessional
Teacher
Assistant Professor
Senior Engineer
Guidance Counselor
Certified Teacher
Real Estate Services Coordinator
R&D Engineer I
Senior Consultant
Director of Youth Sports
Vice President for Development and Alumni Affairs
school support staff
Preferred Substitute Teacher
Account Supervisor
Regional Energy Buyer
Teacher
Program/Detox Counselor
Assistant Director, Sales & Marketing
Assistant Professor
French Teacher
Assistant Professor
Cashier
Administrative Associate

Medical Social Worker
College Programs Manager
Human Resource Administrator
Organizational performance analyst
Reading Recovery teacher
Graduate Assisstant
Assistant Principal
Adjunct Professor
Music teacher and horn player
Director of Youth Formation
Sports and Communication Coordinator
Work Comp Analyst
School Counselor
Route Optimization Analyst
High School Social Studies Teacher
Content Producer
Substitute teacher
Human Studies Coordinator
Asst. Principal
Certified Teacher
Program Director
Business Analyst
Assistant Professor of Entrepreneurship
Quality Improvement and Stars Maximization Analyst
International Adoption Social Worker
Instructional Assistant
financial analyst npi refrigeration
Admissions Representative
Administrative Assistant
Teacher
Guidance counselor
Office Specialist
Teacher
Production supervisor
Sales/bartender
School-based therapist
K-12 Teacher
International admissions officer
7th grade science teacher
Collections Manager
Optical Product Engineer
Teacher
Orthodontist
Program Coordinator Sr.
Manufacturing Engineer
Community Organizer
Office Services Assistant

Admissions Counselor Sr.

Project Engineer

Technical Writer/Laboratory Analyst

Pretrial Officer

Digital project manager

Instructor

Assistant Director of Admissions

Process engineer

Research Assistant

Epidemiologist 1

State Director

Office Manager

Receptionist

Graduate Research Assistant

Sales Consultant

Advocacy Coordinator

Engineer

Family Psychiatric/Mental Health Nurse Practitioner

Part-Time Lecturer

Associate Director

Substitute Teacher Rank 1+\$5

Outreach Counselor

Engineer In Training

Analyst

Residence Life Coordinator

ONcology/Hematology Nurse Practitioner

Teacher

chemistry Teacher

Program Coordinator

Assistant Director

Data Engineer

Sr. HR Assistant

Office Representative

Product Specialist

Contract Negotiator

Project Engineer

Programmer/Research Analyst

staff accountant

Graduate Asst.

Associate Director of Student & Young Alumni Programs

Staff Psychologist

ECE Clerk

Vice President

Editor/Writer

Therapist

Medical Social Worker

Substitute Teacher/Educator

Corporate Tax senior
manager of support services
Therapist
Student assistant
Adjunct Faculty
Technology Consultant
Field Placement Coordinator / Instructor
Teacher
Senior Analyst
R&D Engineer
graduate student
Special Agent
Assistant Director of Student Records
Senior Chemist
Traffic Director, Producer
Power and Controls Engineer
APRN
Development Associate
Engineer
Account Manager
APRN
Therapist
Teacher
Manager
Youth Services Coordinator
Sports Editor
Coordinator
Assistant Instructor
Administrative Assistant
Campus Coordinator
Nutritionist
Case Manager, Management Team Member
Assistant Professor of Statistics
Therapist
Arson Investigator
Teacher
Auditor
Boards Liaison
Social Worker
Accountant III
Project Engineer
ECE resource teacher
Teacher
Mechanical Engineer
Teacher
Teacher
Instructor

High Brass Expert

Mechanical Engineer 2

Specialist

Health/PE Teacher

Dealer Operations Manager

agriculture statistician

Testing Consultant

Teacher

Therapist

Teacher

Staff Accountant

Nurse Practitioner

Consultant

Financial Coordinator

Resident Director

Therapist/Art Therapist PRN

Substitute teacher

APRN

Assistant Director of Career Services

Imaging Manager

Coordinator of Youth Ministry

Assistant Swim Coach

Tutor Coordinator

Office Manager

resident

Middle School Visual Art Teacher

Police Major

research Tech II

Speech Language Pathology Clinical Fellow

Academic Counselor

Tax Auditor

Offsite Therapist

Research Assistnat

Clinical advisor

Pipe stress engineer

Graduate teaching Associate

Mechanical Development Engineer

Correctional Unit Administrator

Packaging Engineer II

Behavioral Health Professional

Speech Language Pathologist

Research Tech

Industrial Engineer

Art Therapist

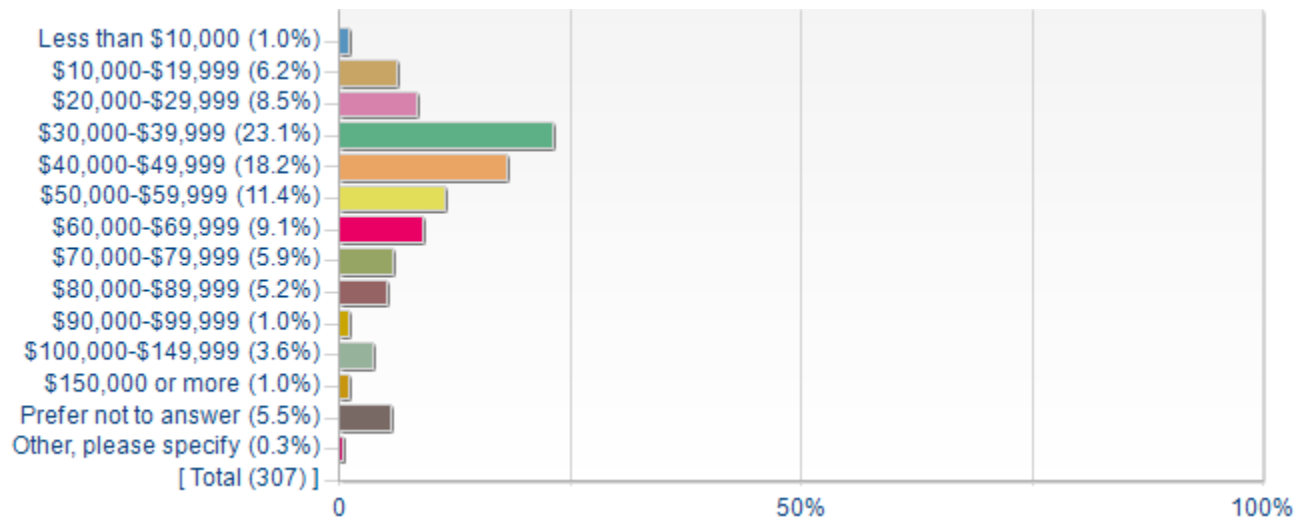
Youth Director

Inpatient CD counselor II

Teacher

Grants Management Specialist
Epidemiology Specialist
Administrative Assistant
Claim Examiner
Teacher
School Social Worker
Assistant Program Manager
Coordinator
Software Engineer
Service Representative
Associate Professor of Pediatrics
Case Manager
Training Developer
Special Education Teacher
Civics Education Coordinator
Academic Advisor
therapist and Adjunct Instructor
Owner

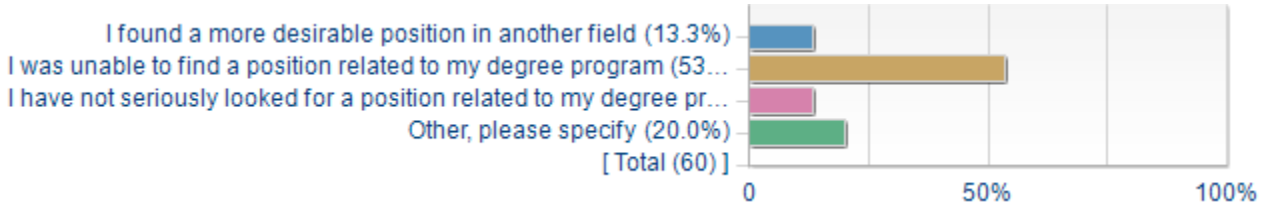
What is your annual pre-tax salary?



Options	Score	Count	Percentage
Less than \$10,000	1	3	1.0%
\$10,000-\$19,999	2	19	6.2%
\$20,000-\$29,999	3	26	8.5%
\$30,000-\$39,999	4	71	23.1%
\$40,000-\$49,999	5	56	18.2%
\$50,000-\$59,999	6	35	11.4%
\$60,000-\$69,999	7	28	9.1%
\$70,000-\$79,999	8	18	5.9%
\$80,000-\$89,999	9	16	5.2%
\$90,000-\$99,999	10	3	1.0%
\$100,000-\$149,999	11	11	3.6%
\$150,000 or more	12	3	1.0%
Prefer not to answer	13	17	5.5%

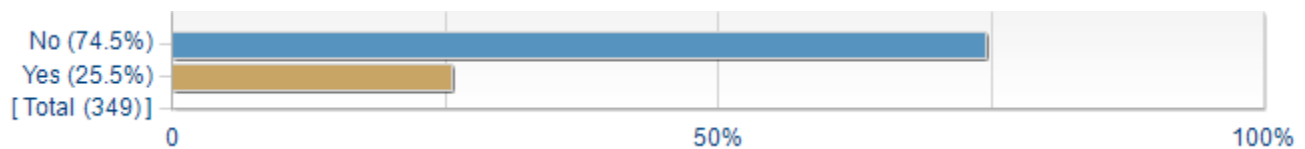
Other, please specify	14	1	0.3%
-----------------------	----	---	------

Since your current position is not related to your degree program, please indicate why.



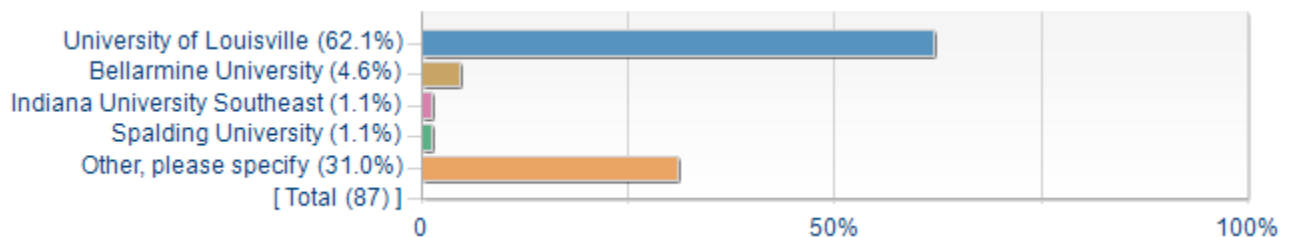
Options	Score	Count	Percentage
I found a more desirable position in another field	1	8	13.3%
I was unable to find a position related to my degree program	2	32	53.3%
I have not seriously looked for a position related to my degree program	3	8	13.3%
Other, please specify	4	12	20.0%

Have you enrolled in an additional graduate/professional program or taken additional coursework since earning your graduate degree from the University of Louisville?



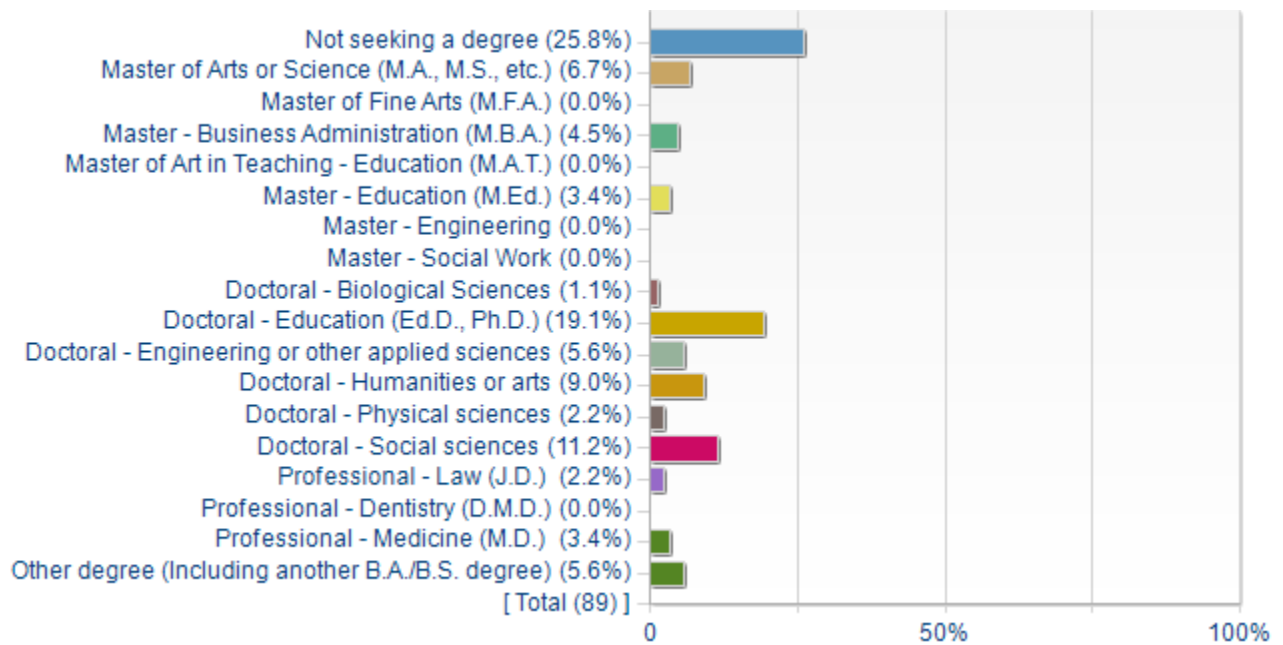
Options	Score	Count	Percentage
No	1	260	74.5%
Yes	2	89	25.5%

What college/university did you attend or are you attending for this additional education?



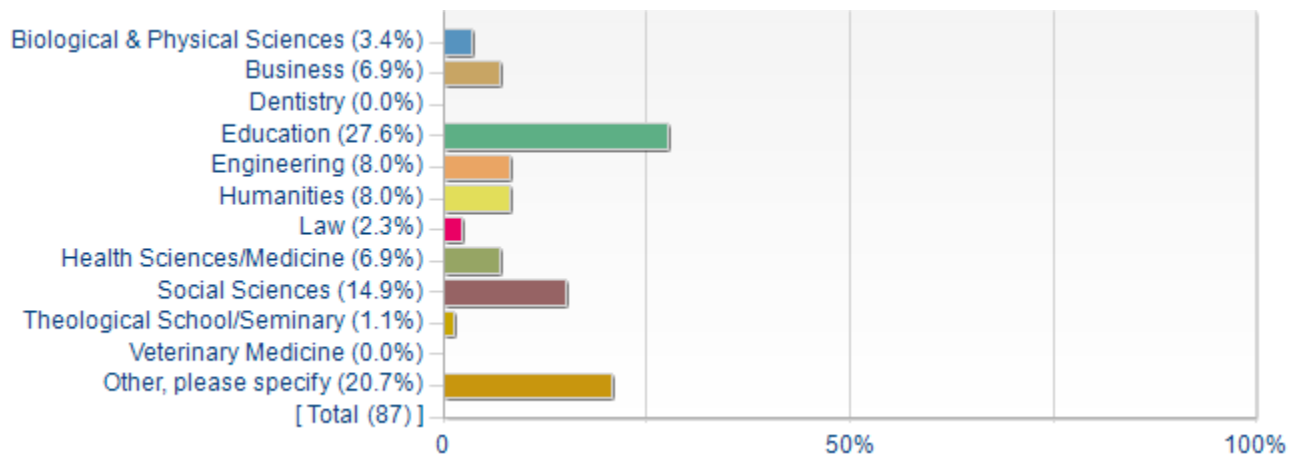
Options	Score	Count	Percentage
University of Louisville	1	54	62.1%
Bellarmino University	2	4	4.6%
Indiana University Southeast	3	1	1.1%
Spalding University	4	1	1.1%
Other, please specify	5	27	31.0%

Please indicate which degree you are pursuing



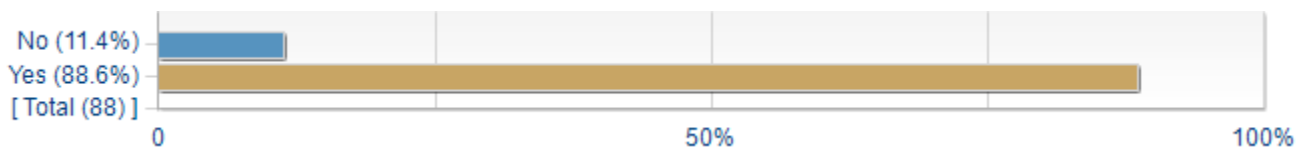
Options	Score	Count	Percentage
Not seeking a degree	1	23	25.8%
Master of Arts or Science (M.A., M.S., etc.)	2	6	6.7%
Master of Fine Arts (M.F.A.)	3	0	0.0%
Master - Business Administration (M.B.A.)	4	4	4.5%
Master of Art in Teaching - Education (M.A.T.)	5	0	0.0%
Master - Education (M.Ed.)	6	3	3.4%
Master - Engineering	7	0	0.0%
Master - Social Work	8	0	0.0%
Doctoral - Biological Sciences	9	1	1.1%
Doctoral - Education (Ed.D., Ph.D.)	10	17	19.1%
Doctoral - Engineering or other applied sciences	11	5	5.6%
Doctoral - Humanities or arts	12	8	9.0%
Doctoral - Physical sciences	13	2	2.2%
Doctoral - Social sciences	14	10	11.2%
Professional - Law (J.D.)	15	2	2.2%
Professional - Dentistry (D.M.D.)	16	0	0.0%
Professional - Medicine (M.D.)	17	3	3.4%
Other degree (Including another B.A./B.S. degree)	18	5	5.6%

What is your field of study?



Options	Score	Count	Percentage
Biological & Physical Sciences	1	3	3.4%
Business	2	6	6.9%
Dentistry	3	0	0.0%
Education	4	24	27.6%
Engineering	5	7	8.0%
Humanities	6	7	8.0%
Law	7	2	2.3%
Health Sciences/Medicine	8	6	6.9%
Social Sciences	9	13	14.9%
Theological School/Seminary	10	1	1.1%
Veterinary Medicine	11	0	0.0%
Other, please specify	12	18	20.7%

In your opinion, is this additional degree or coursework related to the graduate degree program you completed at UofL?

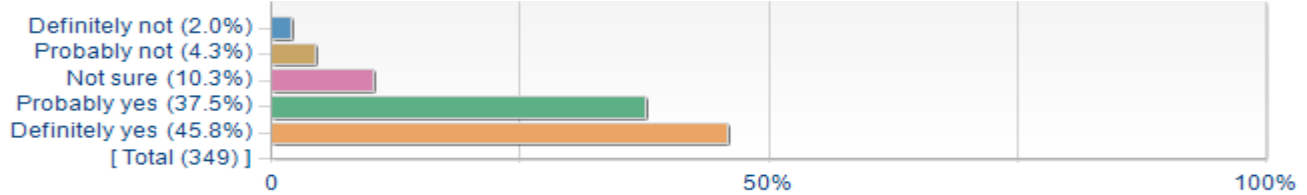


Options	Score	Count	Percentage
No	1	10	11.4%
Yes	2	78	88.6%

Please provide any additional feedback about your experience at the University of Louisville

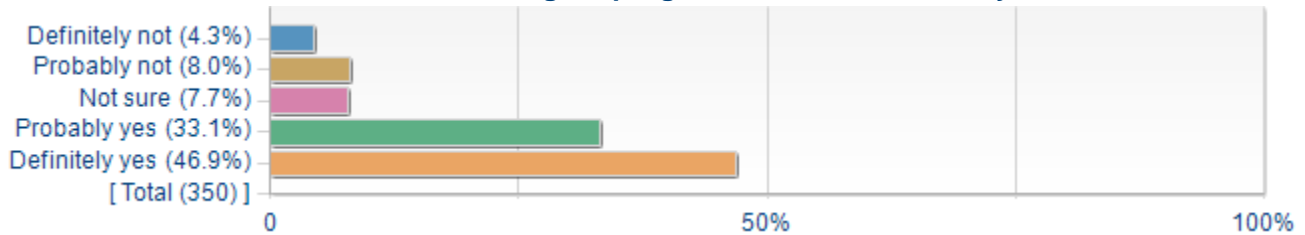
Please rate the likelihood that you would recommend the following:

1. Likelihood I would recommend graduates of this degree program to my current employer:



Options	Score	Count	Percentage
Definitely not	1	7	2.0%
Probably not	2	15	4.3%
Not sure	3	36	10.3%
Probably yes	4	131	37.5%
Definitely yes	5	160	45.8%

2. Likelihood I would recommend this degree program to a friend or family member



Options	Score	Count	Percentage
Definitely not	1	15	4.3%
Probably not	2	28	8.0%
Not sure	3	27	7.7%
Probably yes	4	116	33.1%
Definitely yes	5	164	46.9%

Did you participate in the GTA Academy or other teaching skills workshop?



Options	Score	Count	Percentage
No, I did not participate because I did not know about the program	1	246	70.3%
No, I did not participate for some other reason	2	78	22.3%
Yes, I did participate	3	26	7.4%

Did you participate in the Grant Writing Academy?



Options	Score	Count	Percentage
No, I did not participate because I did not know about the program	1	254	72.6%
No, I did not participate for some other reason	2	92	26.3%
Yes, I did participate	3	4	1.1%

Did you participate in the Career Workshop Series?



Options	Score	Count	Percentage
No, I did not participate because I did not know about the program	1	209	59.9%
No, I did not participate for some other reason	2	104	29.8%
Yes, I did participate	3	36	10.3%

Did you participate in the Peer Mentoring program?



Options	Score	Count	Percentage
No, I did not participate because I did not know about the program	1	209	59.7%
No, I did not participate for some other reason	2	114	32.6%
Yes, I did participate	3	27	7.7%

Did you participate in the Dissertation Writing Retreat?



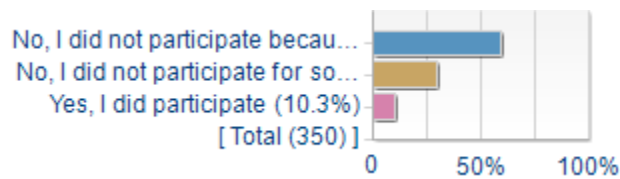
Options	Score	Count	Percentage
No, I did not participate because I did not know about the program	1	205	58.6%
No, I did not participate for some other reason	2	141	40.3%
Yes, I did participate	3	4	1.1%

Did you participate in other writing workshops sponsored by SIGS?

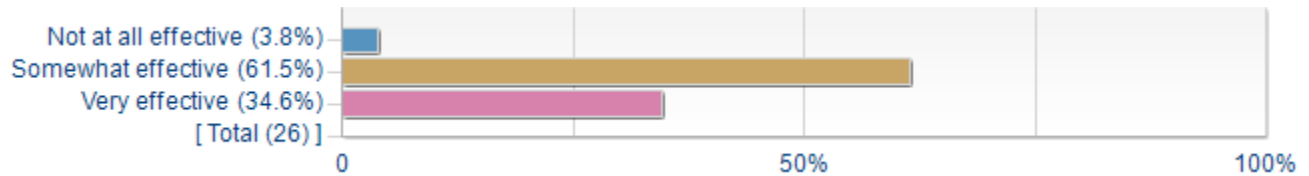


Options	Score	Count	Percentage
No, I did not participate because I did not know about the program	1	207	59.3%
No, I did not participate for some other reason	2	122	35.0%
Yes, I did participate	3	20	5.7%

Did you participate in other professional development programs sponsored by SIGS?

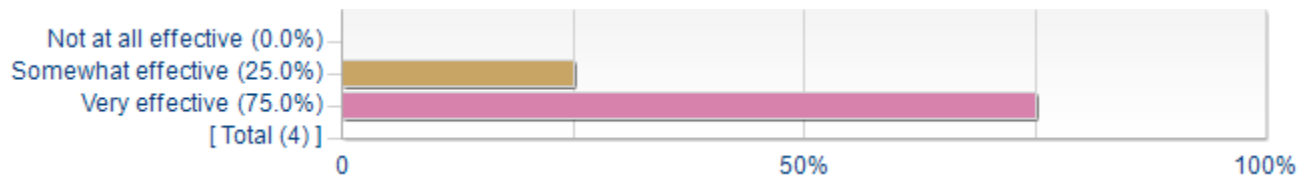


How effective do you feel the GTA Academy or other teaching skills workshop was in preparing you to be a successful professional or pursue additional education in your field?



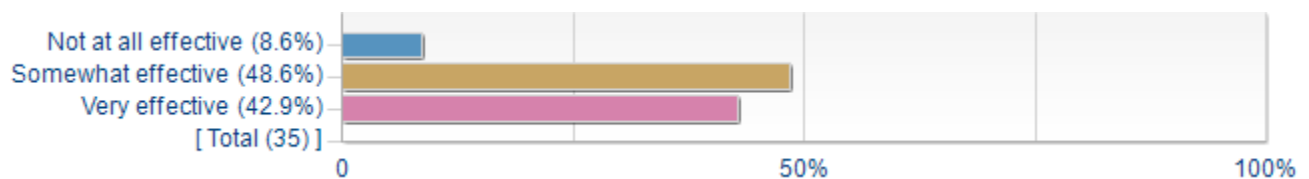
Options	Score	Count	Percentage
Not at all effective	1	1	3.8%
Somewhat effective	2	16	61.5%
Very effective	3	9	34.6%

How effective do you feel the Grant Writing Academy was in preparing you to be a successful professional or pursue additional education in your field?



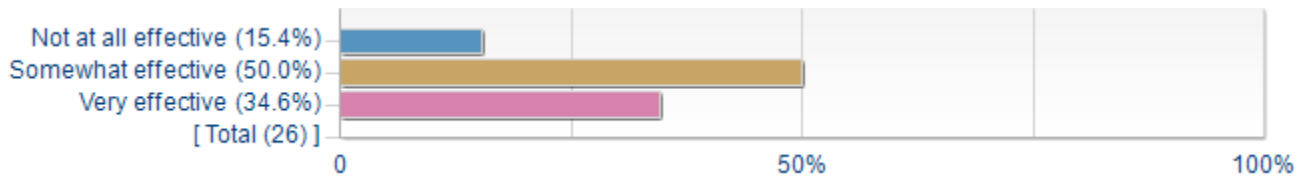
Options	Score	Count	Percentage
Not at all effective	1	0	0.0%
Somewhat effective	2	1	25.0%
Very effective	3	3	75.0%

How effective do you feel the Career Workshop Series was in preparing you to be a successful professional or pursue additional education in your field?



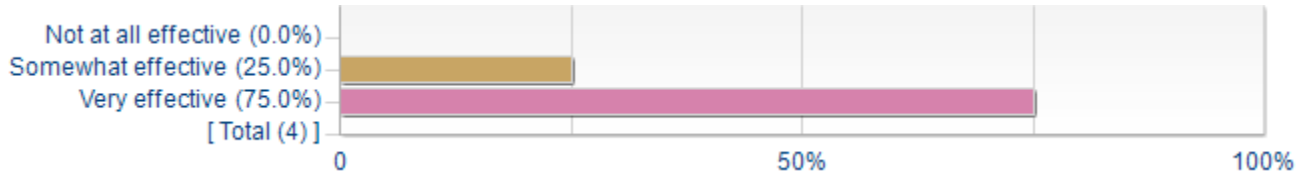
Options	Score	Count	Percentage
Not at all effective	1	3	8.6%
Somewhat effective	2	17	48.6%
Very effective	3	15	42.9%

How effective do you feel the Peer Mentoring program was in preparing you to be a successful professional or pursue additional education in your field?



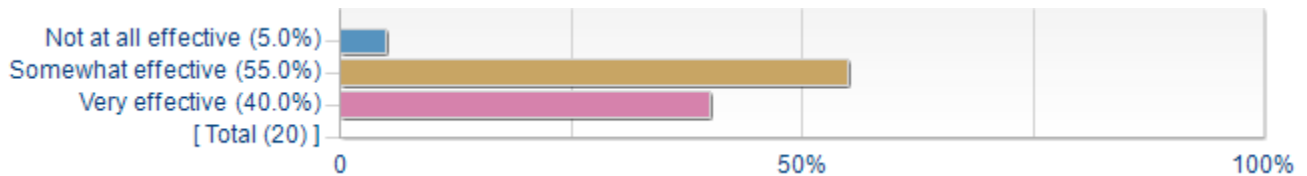
Options	Score	Count	Percentage
Not at all effective	1	4	15.4%
Somewhat effective	2	13	50.0%
Very effective	3	9	34.6%

How effective do you feel the Dissertation Writing Retreat was in preparing you to be a successful professional or pursue additional education in your field?



Options	Score	Count	Percentage
Not at all effective	1	0	0.0%
Somewhat effective	2	1	25.0%
Very effective	3	3	75.0%

How effective do you feel other writing workshops were in preparing you to be a successful professional or pursue additional education in your field?



Options	Score	Count	Percentage
Not at all effective	1	1	5.0%
Somewhat effective	2	11	55.0%
Very effective	3	8	40.0%

What other professional development programs sponsored by SIGS did you participate in?

Comment
I don't recall. There were a few PLAN workshops I attended. I do remember attending the teaching portfolio workshop.
I went to two or three day-long programs, but I can't remember what any of them were actually called. I just remember the information from each of the rotating classes/lectures. I liked it, though!
Public presence on social media
Time Management, Teaching Philosophy, JobSearch
Ambassador Program
Resume and cover letter
I honestly can't remember, I just remember going to a few things sponsored by SIGS.
Conference Attendance
PLAN workshops
PLAN workshops

Recognition and two on diversity

I attended workshops on teaching and time management, and I led workshops on using technology and curating an online presence as a scholar/professional.

Conscious Discipline

PLAN workshops: Backwards planning, Negotiating the Academic Job Offer, dissertation/thesis guidelines workshop

Do not remember the name of it, but I do remember feeling like it was not applicable to me, as most of the other participants were doctoral students.

Using the library effectively

I went to a few presentations regarding Social Media presence/developing a brand.

Ethics, Grants

I attended a service trip to help with Superstorm Sandy Relief