

SPS - Masters, Doctoral, Professional - Spring 2017 with in progress (Full Report) NO COMMENTS

SPS - Masters, Doctoral, Professional - Spring 2017

Project Audience 3851

Responses Received 611

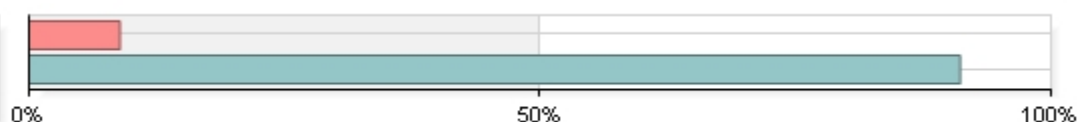
Response Ratio 15.87%

Prepared by IE Survey

Creation Date Mon, Nov 13, 2017

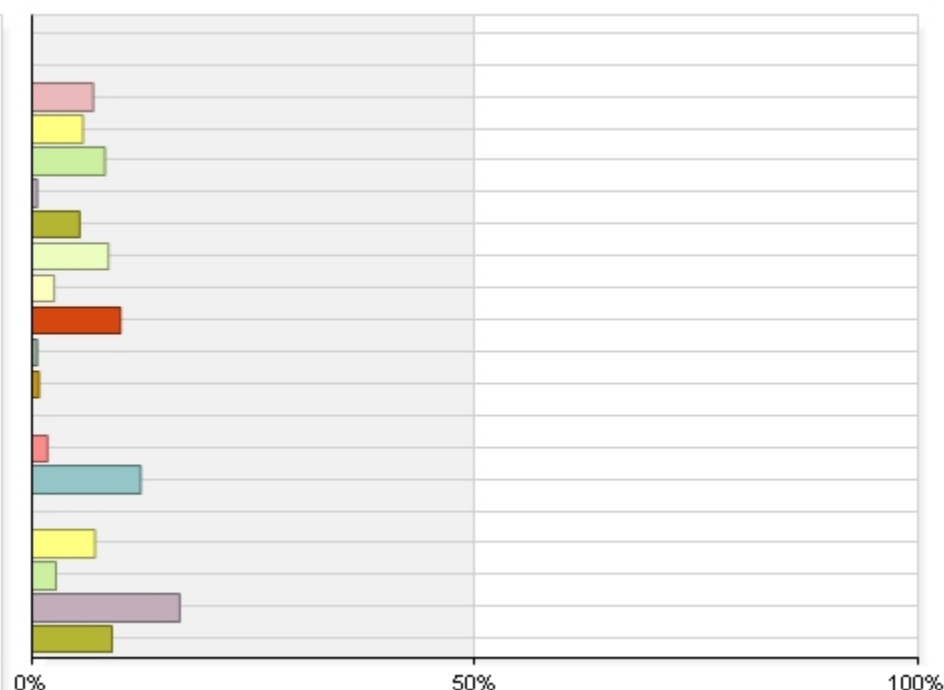
Are you enrolled in more than one academic program (major)?

1 Yes	54	8.88%
2 No	554	91.12%
Total	608	



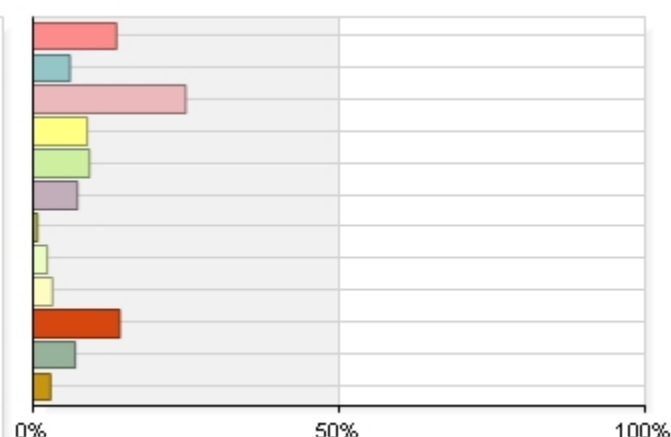
What degree did you earn?

1 Au.D.	1	0.19%
2 Ed.S.	2	0.38%
3 D.M.D.	36	6.90%
4 J.D.	30	5.75%
5 M.A.	43	8.24%
6 M.A.T.	3	0.57%
7 M.B.A. or M.A.C.	28	5.36%
8 M.Ed.	45	8.62%
9 M.Eng.	13	2.49%
10 M.D.	52	9.96%
11 M.F.A.	3	0.57%
12 M.M. or M.M.E.	4	0.77%
13 M.P.A. or M.U.P.	2	0.38%
14 M.P.H.	9	1.72%
15 M.S. or M.Sc.	64	12.26%
16 M.S.N.	2	0.38%
17 M.S.S.W.	37	7.09%
18 Ed.D.	14	2.68%
19 Ph.D.	87	16.67%
20 Other	47	9.00%
Total	522	

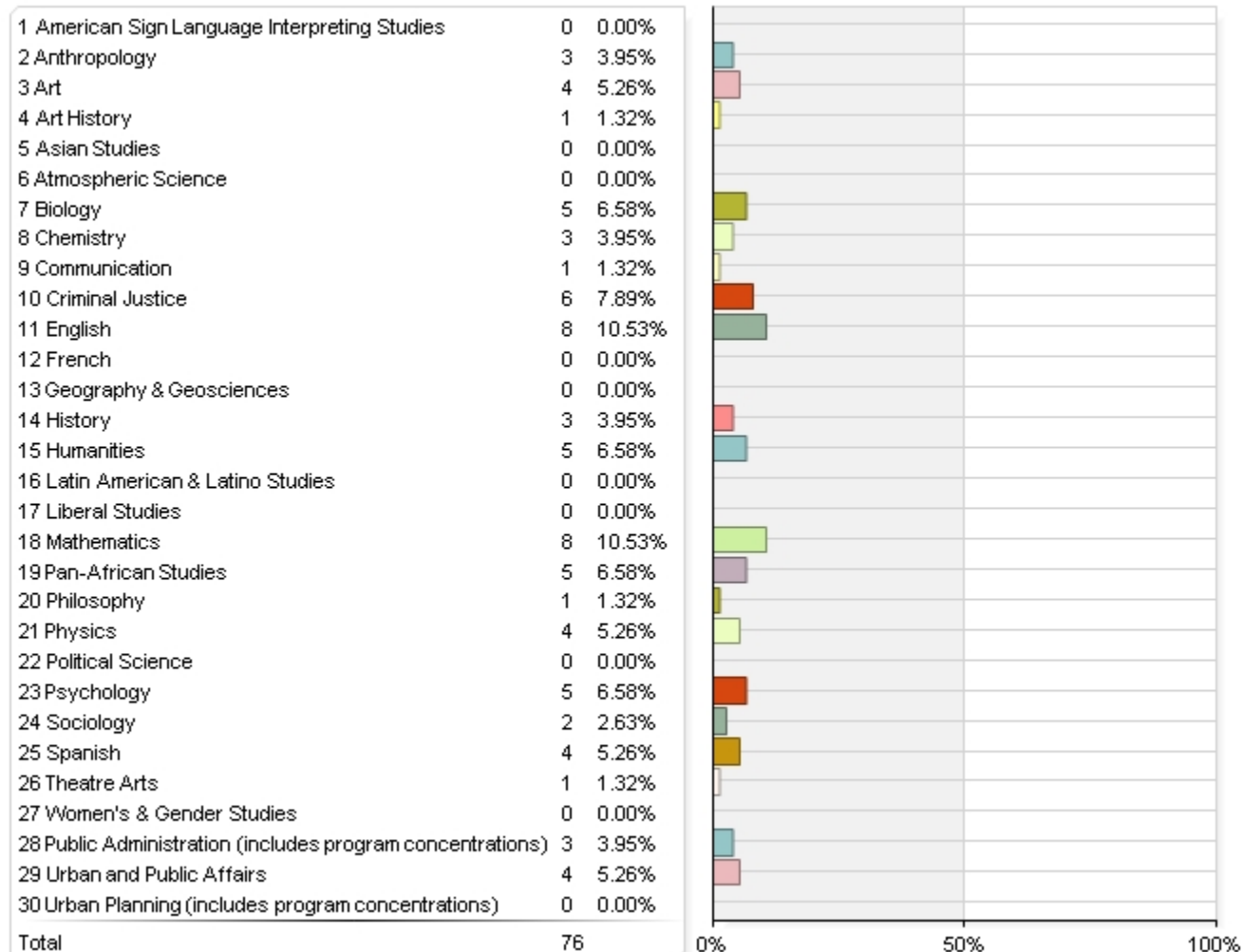


In what college/school is your academic program?

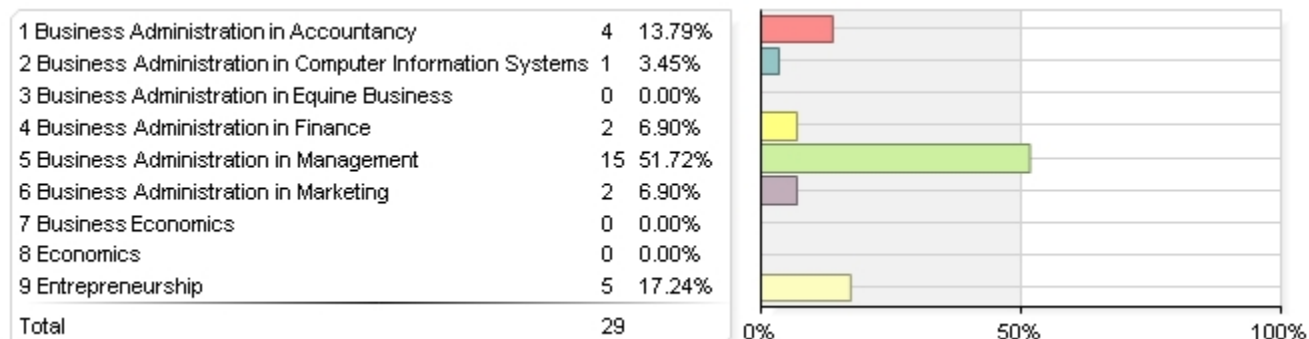
1 College of Arts & Sciences	77	13.63%
2 College of Business	34	6.02%
3 College of Education & Human Development	141	24.96%
4 J.B. Speed School of Engineering	50	8.85%
5 Kent School of Social Work	52	9.20%
6 School of Dentistry	41	7.26%
7 School of Music	4	0.71%
8 School of Nursing	13	2.30%
9 School of Public Health & Information Sciences	18	3.19%
10 School of Medicine	80	14.16%
11 Brandeis School of Law	39	6.90%
12 School of Interdisciplinary & Graduate Studies	16	2.83%
Total	565	



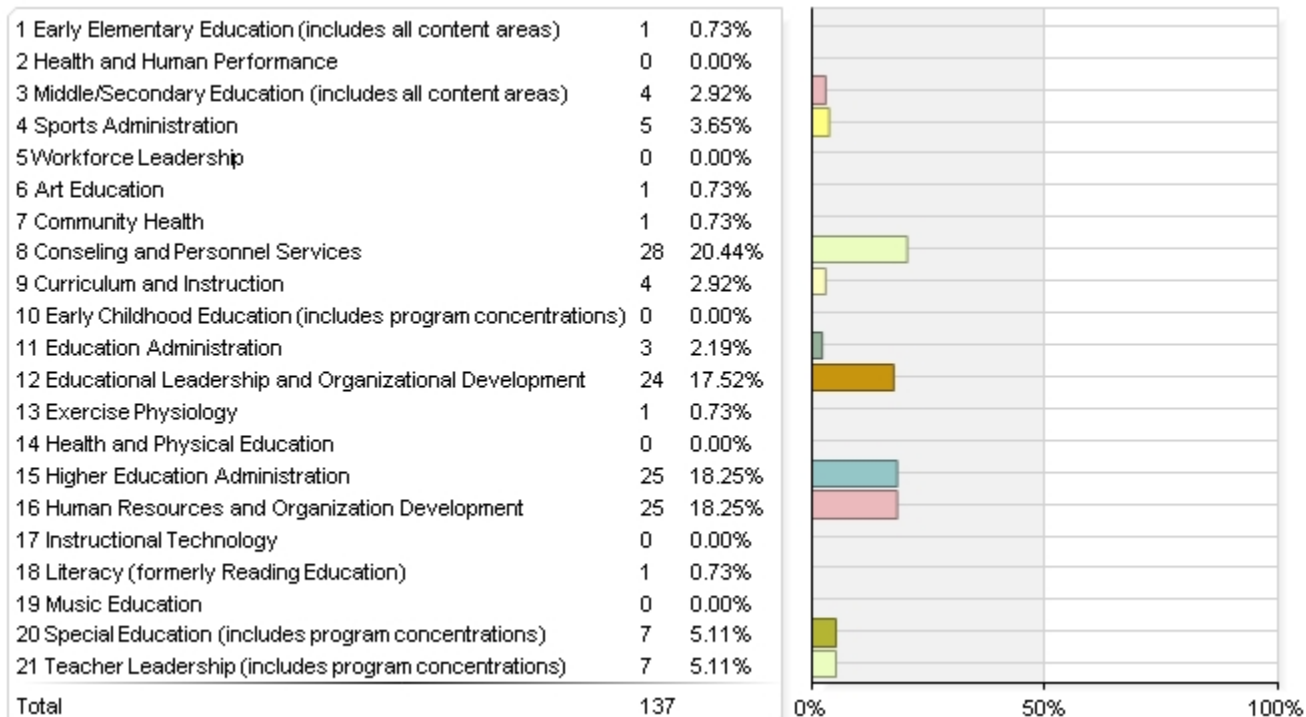
Please select your program from the College of Arts & Sciences programs listed below.



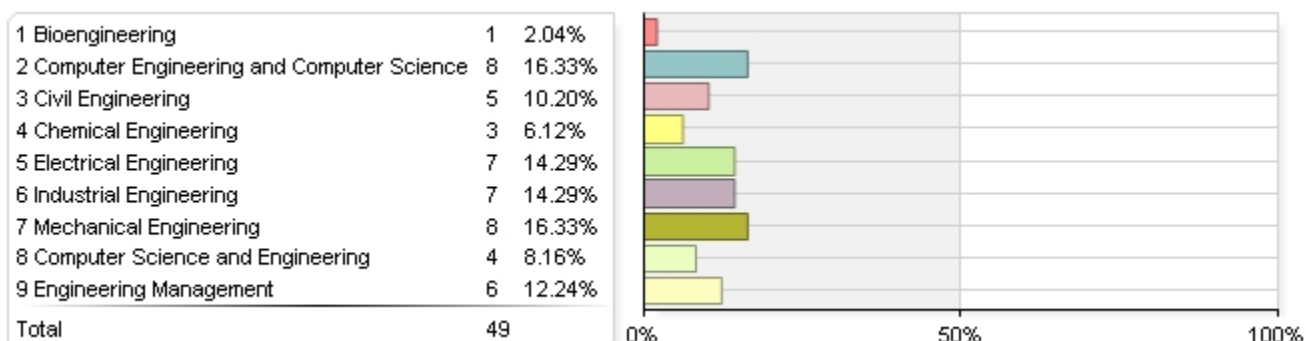
Please select your program from the College of Business programs below.




Please select your program from the College of Education & Human Development programs listed below.



Please select your program from the J.B. Speed School of Engineering programs listed below.

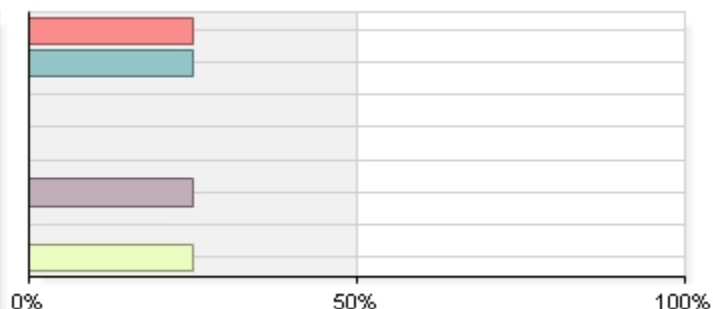


Please select your program from the School of Dentistry programs listed below.



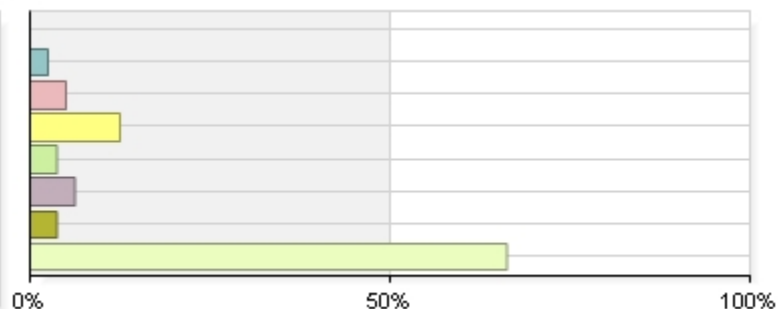
Please select your program from the School of Music programs listed below.

1 Music (includes all concentrations)	1	25.00%
2 Music Education (includes all concentrations)	1	25.00%
3 Music Therapy (includes all concentrations)	0	0.00%
4 Music History	0	0.00%
5 Music Theory	0	0.00%
6 Instrumental/Vocal Performance/Conducting	1	25.00%
7 Music Composition	0	0.00%
8 Jazz	1	25.00%
Total	4	



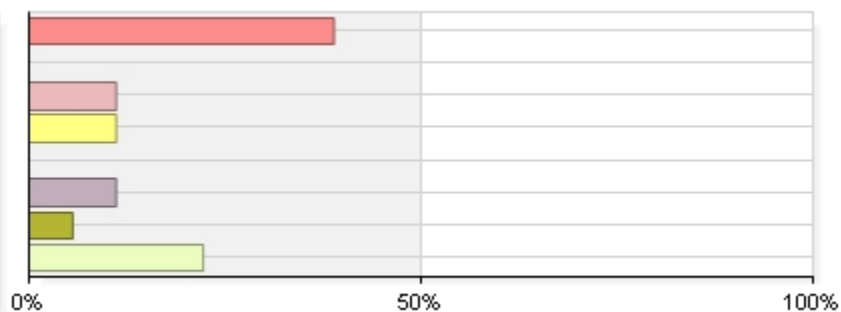
Please select your program from the School of Medicine programs listed below.

1 Anatomical Sciences & Neurobiology	0	0.00%
2 Audiology	2	2.50%
3 Biochemistry & Molecular Genetics	4	5.00%
4 Communicative Disorders	10	12.50%
5 Microbiology & Immunology	3	3.75%
6 Pharmacology & Toxicology	5	6.25%
7 Physiology	3	3.75%
8 M.D.	53	66.25%
Total	80	



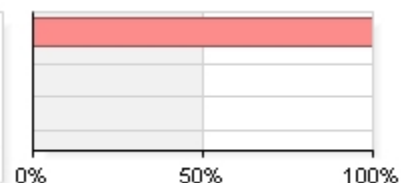
Please select your program from the School of Public Health & Information Sciences programs listed below.

1 Biostatistics	7	38.89%
2 Clinical Investigation Sciences	0	0.00%
3 Epidemiology	2	11.11%
4 Environmental Health	2	11.11%
5 Global Health	0	0.00%
6 Health Management	2	11.11%
7 Health Policy	1	5.56%
8 Health Promotion	4	22.22%
Total	18	



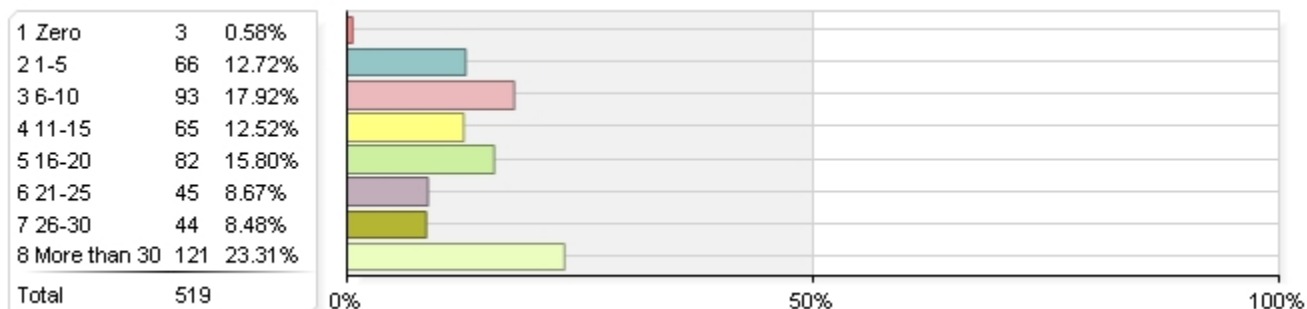
Please select your program from the School of Interdisciplinary & Graduate Studies programs listed below.

1 Interdisciplinary Studies	14	100.00%
2 Interdisciplinary Studies: Concentration in Bioethics and Medical Humanities	0	0.00%
3 Interdisciplinary Studies: Specialization in Bioinformatics	0	0.00%
4 Interdisciplinary Studies: Specialization in Translational Neuroscience	0	0.00%
Total	14	

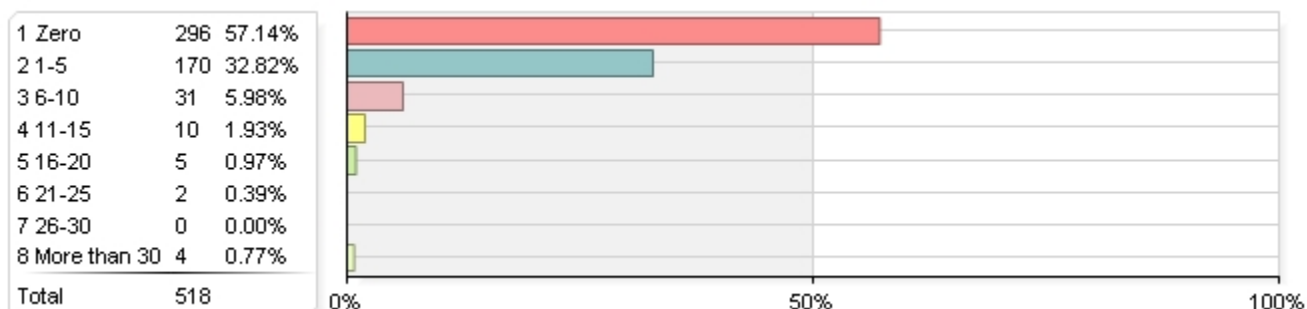


Please indicate the number of hours in an average 7-day week that you spend on the following activities.

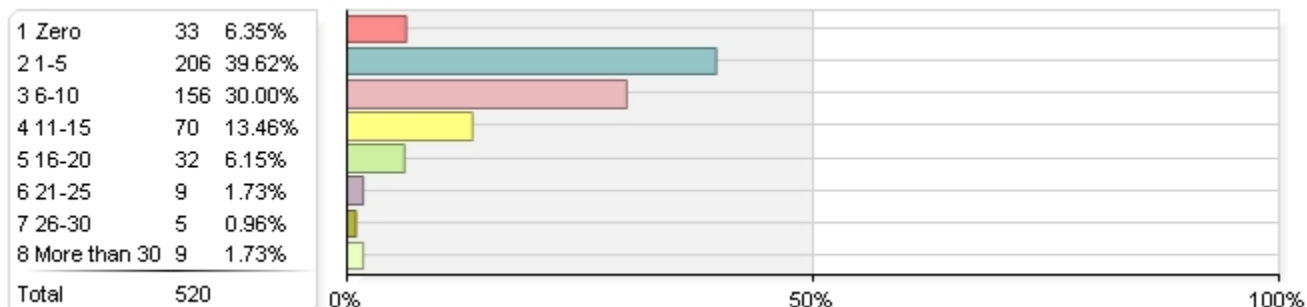
1. Preparing for class (studying, reading, writing, doing homework or lab work, analyzing data, rehearsing, attending tutoring or supplemental instruction, working in laboratory, and/or other academic activities)



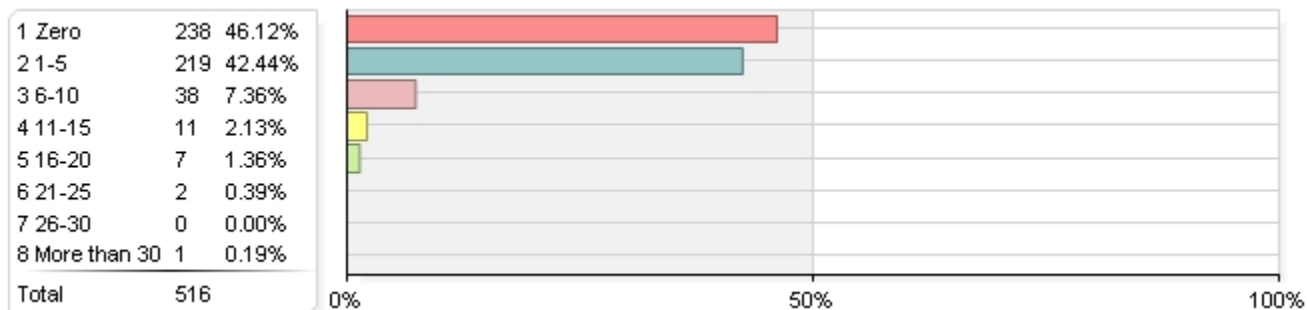
2. Participating in co-curricular activities (organizations, campus publications, student government, intercollegiate or intramural sports, etc.)



3. Relaxing and socializing (time with friends, videogames, TV, online)

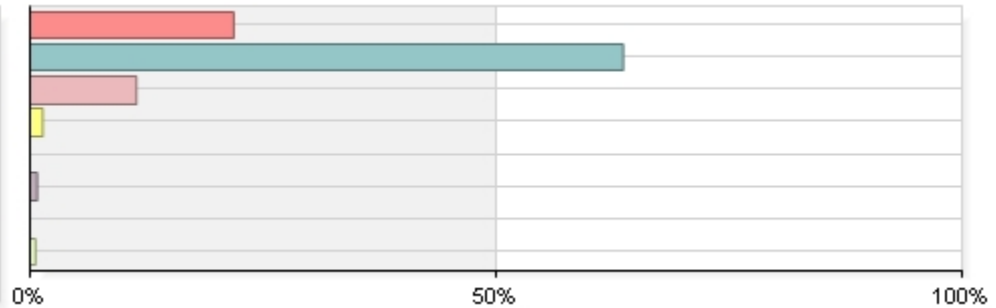


4. Doing community service or volunteer work



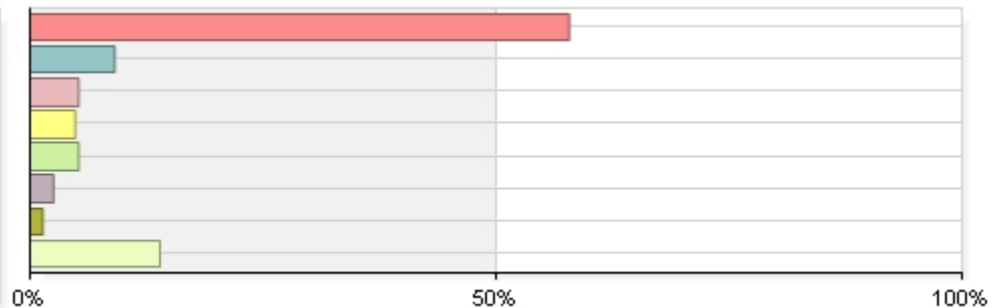
5. Commuting to campus

1 Zero	113	21.86%
2 1-5	329	63.64%
3 6-10	59	11.41%
4 11-15	7	1.35%
5 16-20	1	0.19%
6 21-25	4	0.77%
7 26-30	1	0.19%
8 More than 30	3	0.58%
Total	517	



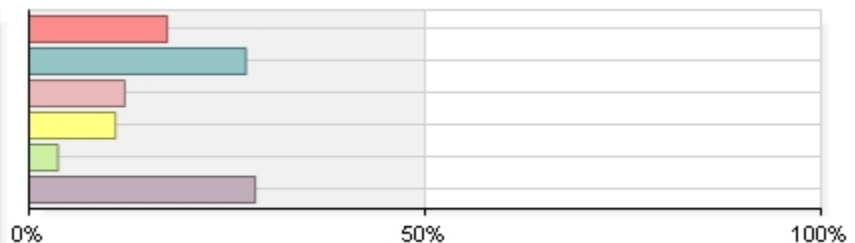
6. Providing care for dependents (children, parents, etc.)

1 Zero	299	57.83%
2 1-5	47	9.09%
3 6-10	27	5.22%
4 11-15	25	4.84%
5 16-20	27	5.22%
6 21-25	13	2.51%
7 26-30	7	1.35%
8 More than 30	72	13.93%
Total	517	



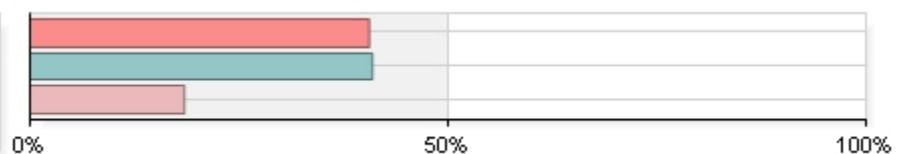
Indicate your level of paid employment overall while attending UofL.

1 Full-time work ON campus	91	17.43%
2 Full-time work OFF campus	143	27.39%
3 Part-time work ON campus	63	12.07%
4 Part-time work OFF campus	57	10.92%
5 Intermittent work	19	3.64%
6 No work	149	28.54%
Total	522	



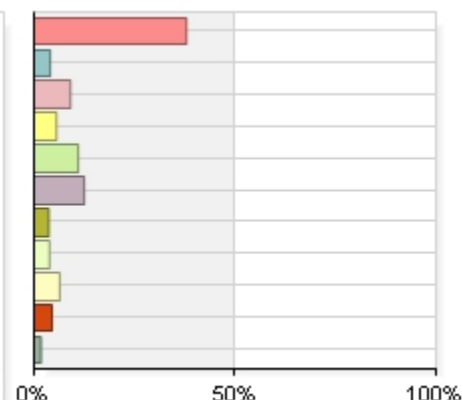
Indicate the level of difficulty with financing your education at UofL.

1 No difficulty	211	40.58%
2 Some difficulty	213	40.96%
3 A great deal of difficulty	96	18.46%
Total	520	



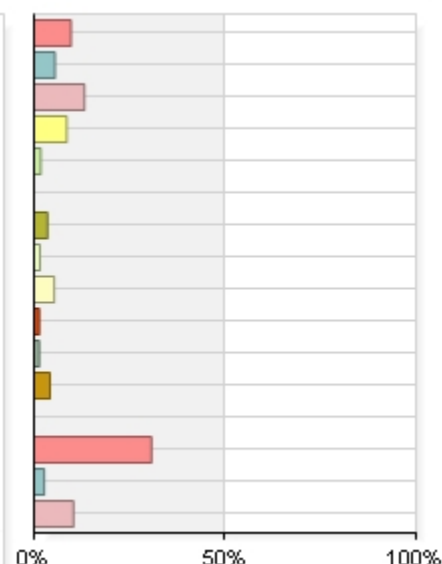
Indicate the main resource used to finance your educational expenses.

1 Financial aid (grants, student loans, work study)	197	37.88%
2 Private loans	21	4.04%
3 Scholarships	47	9.04%
4 Support from parents/guardians/significant other	29	5.58%
5 Personal income/savings	57	10.96%
6 Tuition remission (from UofL)	65	12.50%
7 Tuition waiver or subsidies	19	3.65%
8 Veterans' administration GI Bill	20	3.85%
9 Graduate Teaching Assistantship	33	6.35%
10 Graduate Research Assistantship	23	4.42%
11 Federal Research Grants & Fellowships (NSF, NIH, Fulbright-Hays)	9	1.73%
Total	520	



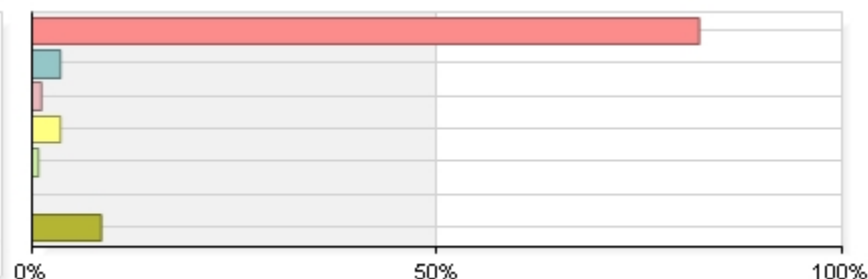
If it is taking you longer to graduate than you anticipated, please check all of the reasons that apply.

Worked to pay educational expenses (tuition, fees, books, room/board)	44	9.65%
Worked to maintain lifestyle (entertainment, material goods)	25	5.48%
Family obligations limited your enrollment	60	13.16%
Tuition and other costs of attendance limited your enrollment	39	8.55%
A decision to change your academic program added to your requirements	8	1.75%
Could not get into academic program on initial attempt	2	0.44%
Took a lighter course load to maintain GPA	16	3.51%
Had to repeat one or more courses	7	1.54%
Required course(s) was/were not offered when needed	24	5.26%
Added additional major	6	1.32%
Undergraduate pre-requisite courses needed	6	1.32%
Withdrew for a semester(s) or took a semester(s) off	19	4.17%
Lost credits towards your academic program upon transferring to UofL	1	0.22%
Did not take longer than expected	140	30.70%
A decision to change research focus	12	2.63%
Other	47	10.31%
Respondent(s)	308	



Which of the following best describes your sexual orientation?

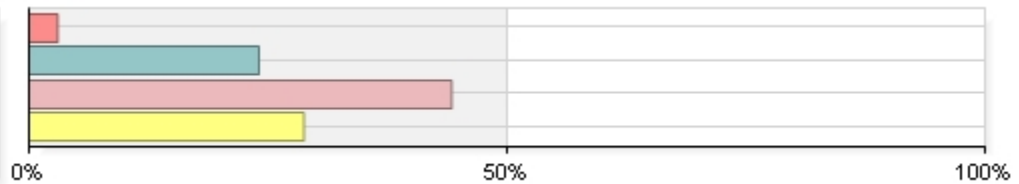
1 Heterosexual	425	82.36%
2 Gay	18	3.49%
3 Lesbian	6	1.16%
4 Bisexual	18	3.49%
5 Another sexual orientation	4	0.78%
6 Questioning or unsure	1	0.19%
7 Prefer not to respond	44	8.53%
Total	516	



How much does UofL emphasize the following?

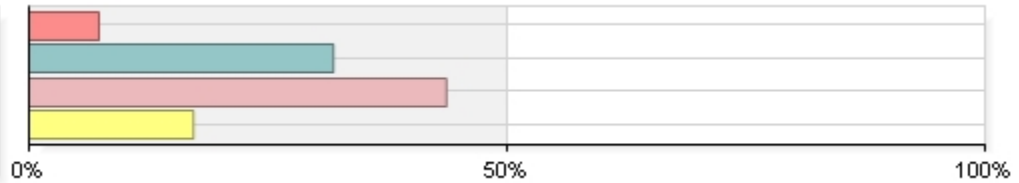
1. Spending significant amounts of time studying and on academic work

1 Very little	14	3.00%
2 Some	112	24.03%
3 Quite a bit	206	44.21%
4 Very much	134	28.76%
Total	466	



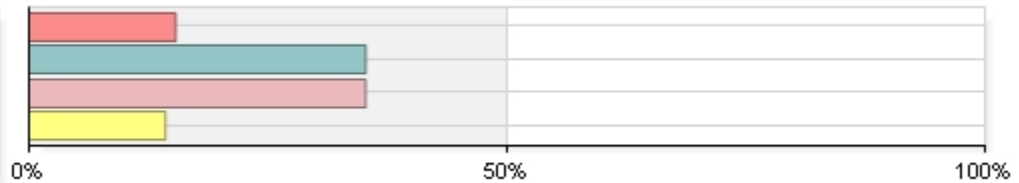
2. Providing support to help students succeed academically

1 Very little	34	7.31%
2 Some	148	31.83%
3 Quite a bit	203	43.66%
4 Very much	80	17.20%
Total	465	



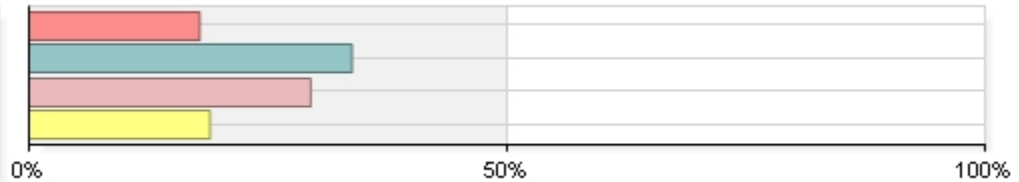
3. Using learning support services (tutoring services, Writing Center, etc.)

1 Very little	71	15.33%
2 Some	163	35.21%
3 Quite a bit	163	35.21%
4 Very much	66	14.25%
Total	463	



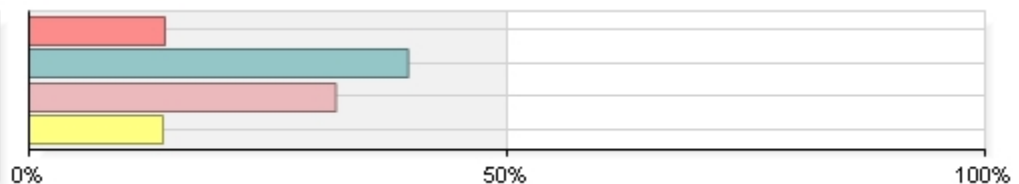
4. Encouraging contact among students from different backgrounds (social, racial/ethnic, religious, etc.)

1 Very little	83	17.85%
2 Some	157	33.76%
3 Quite a bit	137	29.46%
4 Very much	88	18.92%
Total	465	



5. Providing opportunities to be involved socially

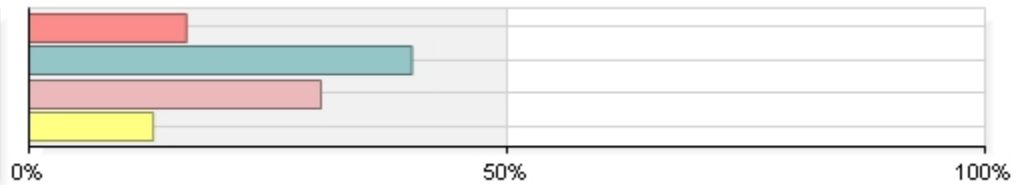
1 Very little	66	14.22%
2 Some	184	39.66%
3 Quite a bit	149	32.11%
4 Very much	65	14.01%
Total	464	



How much does UofL emphasize the following? (continued)

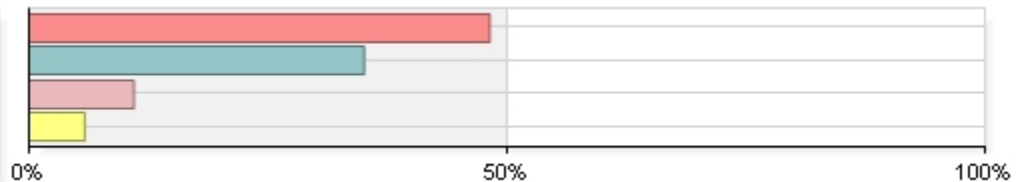
6. Providing support for your overall well-being (recreation, health care, counseling, etc.)

1 Very little	76	16.45%
2 Some	185	40.04%
3 Quite a bit	141	30.52%
4 Very much	60	12.99%
Total	462	



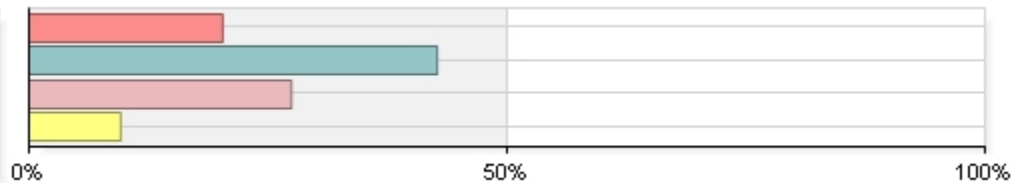
7. Helping you manage your non-academic responsibilities (work, family, etc.)

1 Very little	224	48.17%
2 Some	163	35.05%
3 Quite a bit	51	10.97%
4 Very much	27	5.81%
Total	465	



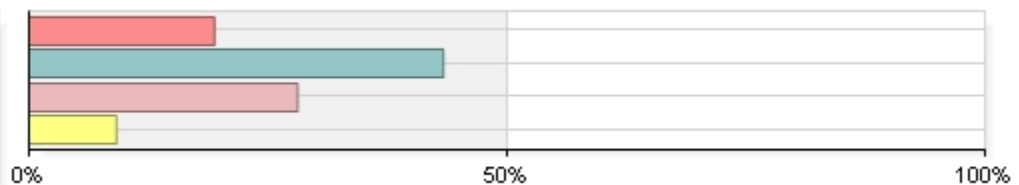
8. Attending campus activities and events (performing arts, athletic events, etc.)

1 Very little	93	20.26%
2 Some	196	42.70%
3 Quite a bit	126	27.45%
4 Very much	44	9.59%
Total	459	



9. Attending events that address important social, economic, or political issues

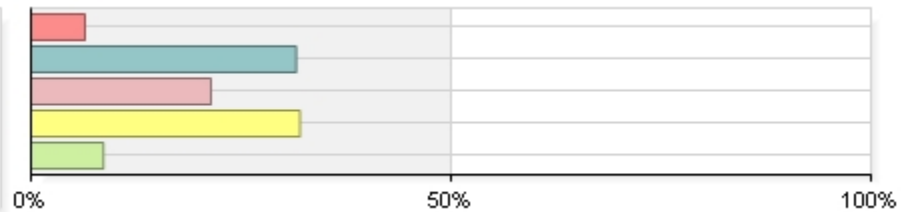
1 Very little	89	19.39%
2 Some	199	43.36%
3 Quite a bit	129	28.10%
4 Very much	42	9.15%
Total	459	



Please rate the quality of the following activities.

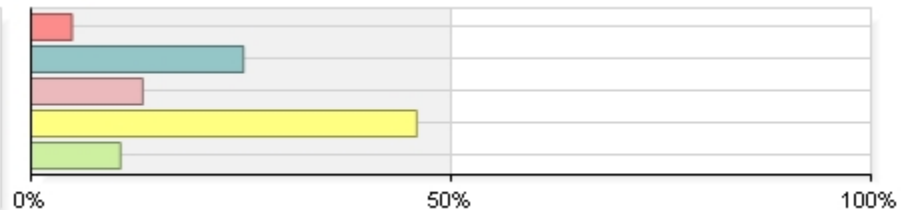
1. Practicum, internship, field experience, or clinical assignment

1 Poor	29	6.40%
2 Good	143	31.57%
3 Excellent	97	21.41%
4 Didn't have opportunity	145	32.01%
5 Didn't know about it	39	8.61%
Total	453	



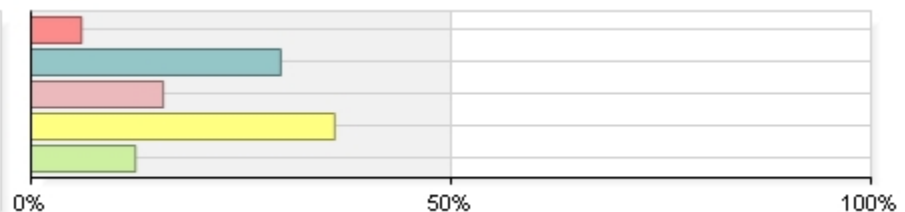
2. Hold a formal leadership role in a student organization or group

1 Poor	22	4.88%
2 Good	114	25.28%
3 Excellent	60	13.30%
4 Didn't have opportunity	207	45.90%
5 Didn't know about it	48	10.64%
Total	451	



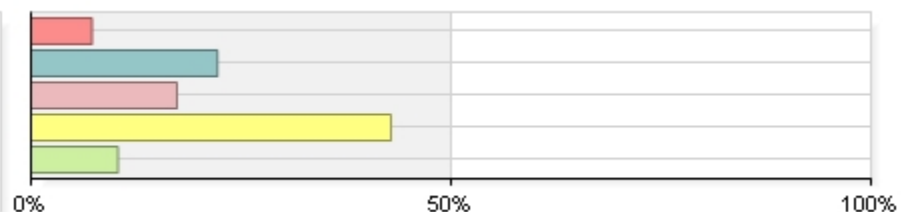
3. Community-based or service learning

1 Poor	27	5.99%
2 Good	134	29.71%
3 Excellent	71	15.74%
4 Didn't have opportunity	163	36.14%
5 Didn't know about it	56	12.42%
Total	451	



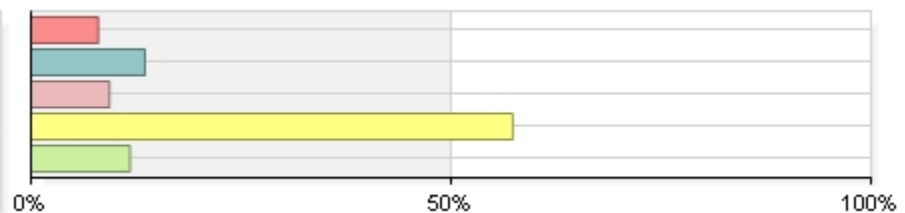
4. Work on a research project with a faculty member outside of courses or program requirements

1 Poor	33	7.25%
2 Good	101	22.20%
3 Excellent	79	17.36%
4 Didn't have opportunity	195	42.86%
5 Didn't know about it	47	10.33%
Total	455	



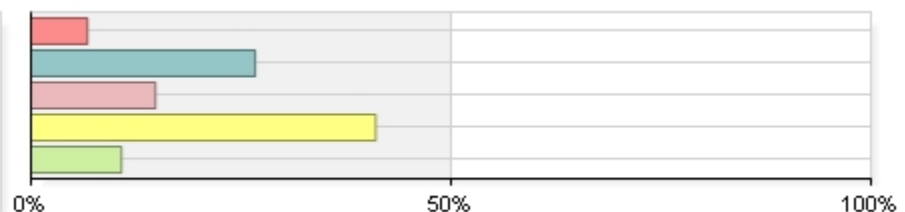
5. Study Abroad

1 Poor	36	8.00%
2 Good	61	13.56%
3 Excellent	42	9.33%
4 Didn't have opportunity	258	57.33%
5 Didn't know about it	53	11.78%
Total	450	



6. (Capstone course, senior project or thesis, comprehensive exam, etc.)

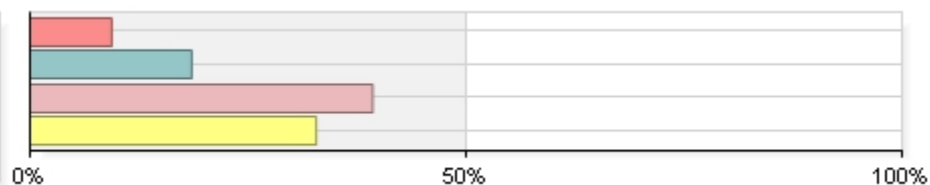
1 Poor	30	6.73%
2 Good	119	26.68%
3 Excellent	66	14.80%
4 Didn't have opportunity	183	41.03%
5 Didn't know about it	48	10.76%
Total	446	



Compared to your first year at UofL, how much progress have you made towards the following skills, knowledge, and personal development?

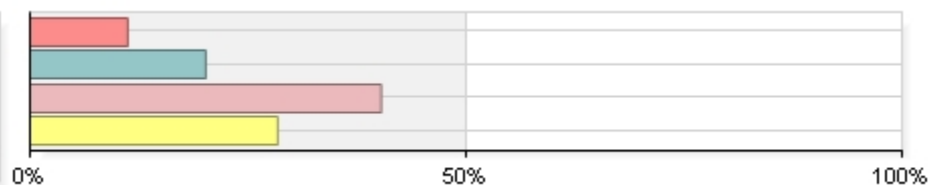
1. Writing clearly and effectively

1 No progress	42	9.38%
2 Slight progress	83	18.53%
3 Moderate progress	176	39.29%
4 Significant progress	147	32.81%
Total	448	



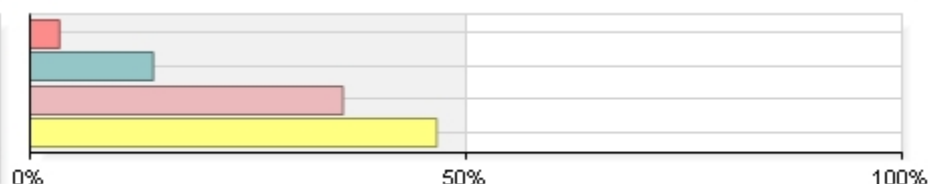
2. Speaking clearly and effectively

1 No progress	50	11.19%
2 Slight progress	90	20.13%
3 Moderate progress	180	40.27%
4 Significant progress	127	28.41%
Total	447	



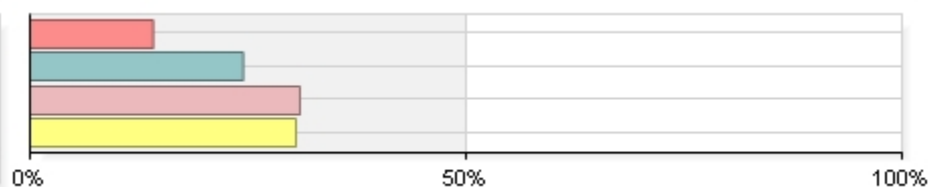
3. Thinking critically and analytically

1 No progress	15	3.36%
2 Slight progress	63	14.13%
3 Moderate progress	160	35.87%
4 Significant progress	208	46.64%
Total	446	



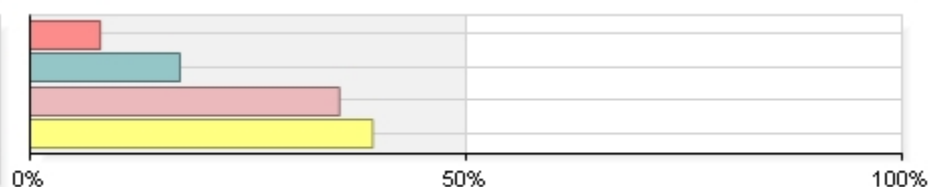
4. Analyzing numerical and statistical information

1 No progress	63	14.13%
2 Slight progress	109	24.44%
3 Moderate progress	138	30.94%
4 Significant progress	136	30.49%
Total	446	



5. Acquiring job or work related knowledge and skills

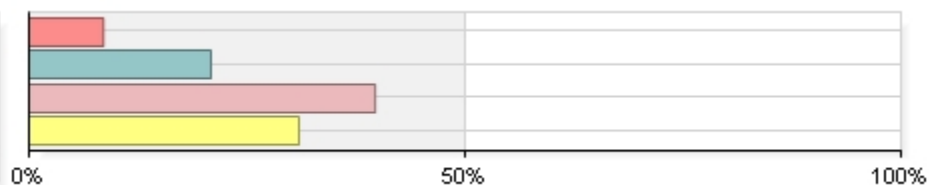
1 No progress	36	8.04%
2 Slight progress	77	17.19%
3 Moderate progress	159	35.49%
4 Significant progress	176	39.29%
Total	448	



Compared to your first year at UofL, how much progress have you made towards the following skills, knowledge, and personal development? (continued)

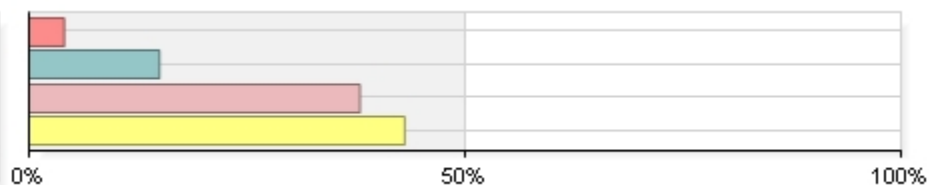
6. Working effectively with others

1 No progress	38	8.52%
2 Slight progress	93	20.85%
3 Moderate progress	177	39.69%
4 Significant progress	138	30.94%
Total	446	



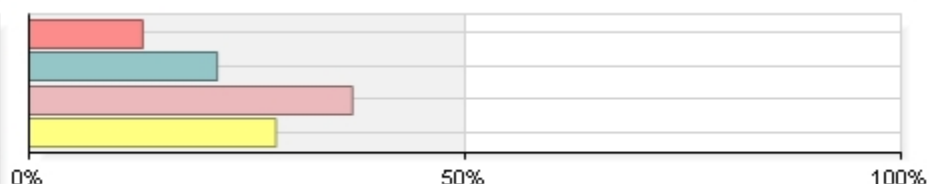
7. Learning effectively on your own

1 No progress	18	4.02%
2 Slight progress	67	14.96%
3 Moderate progress	170	37.95%
4 Significant progress	193	43.08%
Total	448	



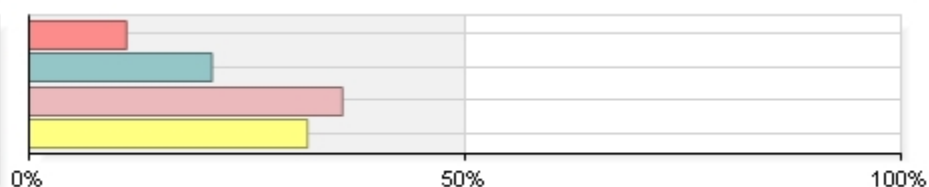
8. Developing or clarifying a personal code of values and ethics

1 No progress	58	13.03%
2 Slight progress	96	21.57%
3 Moderate progress	165	37.08%
4 Significant progress	126	28.31%
Total	445	



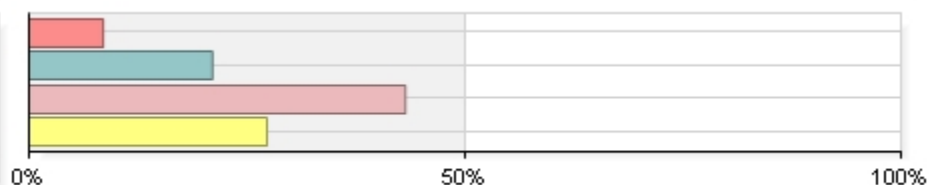
9. Understanding people of other backgrounds (economic, racial/ethnic, political, religious, nationality, etc.)

1 No progress	50	11.16%
2 Slight progress	94	20.98%
3 Moderate progress	161	35.94%
4 Significant progress	143	31.92%
Total	448	



10. Solving complex real-world problems

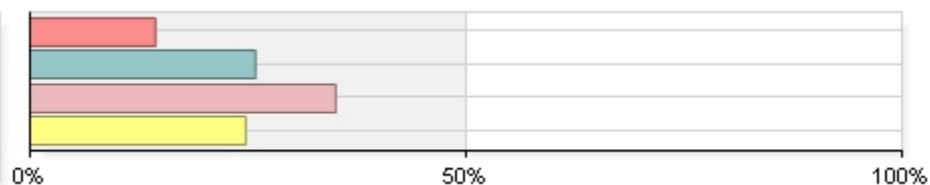
1 No progress	38	8.50%
2 Slight progress	94	21.03%
3 Moderate progress	193	43.18%
4 Significant progress	122	27.29%
Total	447	



Compared to your first year at UofL, how much progress have you made towards the following skills, knowledge, and personal development? (continued)

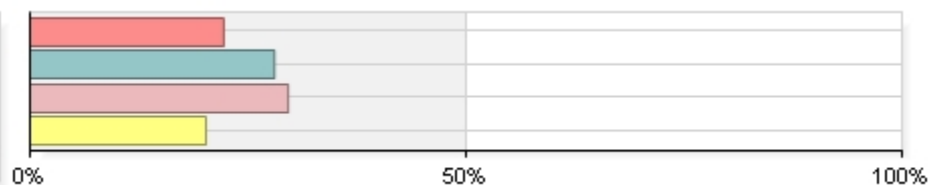
11. Being an informed and active citizen

1 No progress	64	14.38%
2 Slight progress	115	25.84%
3 Moderate progress	156	35.06%
4 Significant progress	110	24.72%
Total	445	



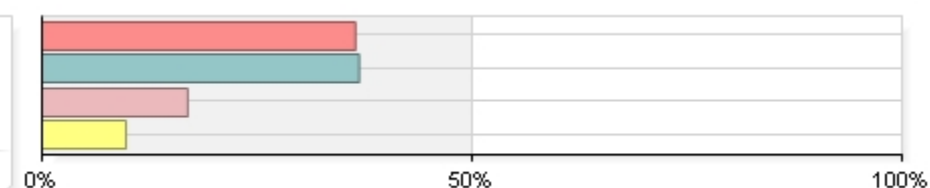
12. Improving computer information technology skills

1 No progress	99	22.20%
2 Slight progress	125	28.03%
3 Moderate progress	132	29.60%
4 Significant progress	90	20.18%
Total	446	



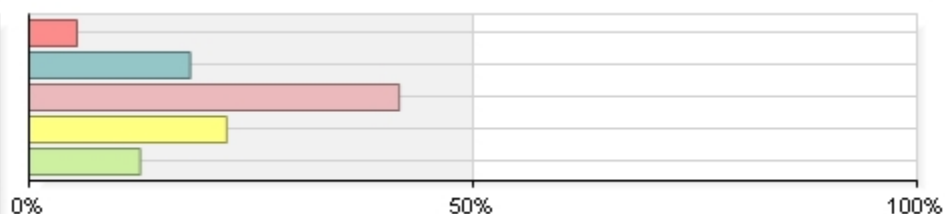
Indicate the rank of UofL when you were initially choosing a college to attend.

1 Only choice	168	36.44%
2 First choice	170	36.88%
3 Second choice	78	16.92%
4 Third choice or lower	45	9.76%
Total	461	



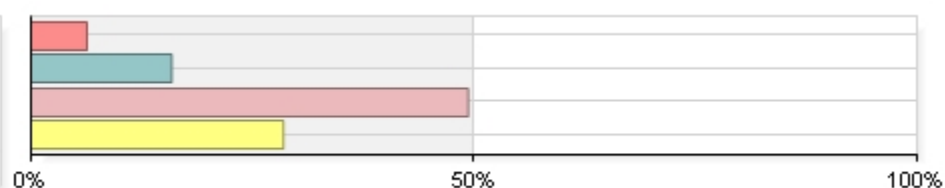
To what extent has UofL met your college education expectations?

1 Far below	25	5.40%
2 Moderately below	84	18.14%
3 Met expectations	193	41.68%
4 Moderately above	103	22.25%
5 Far above	58	12.53%
Total	463	



If you could start college again, how likely would you be to enroll at UofL?

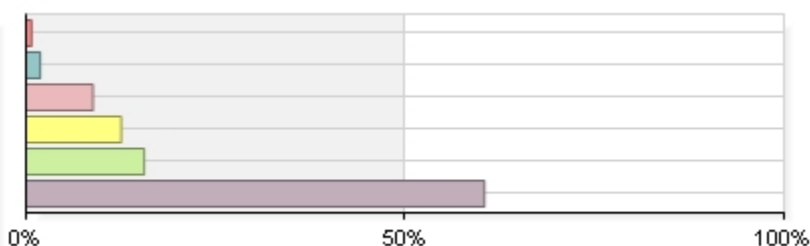
1 Extremely unlikely	29	6.30%
2 Unlikely	73	15.87%
3 Likely	227	49.35%
4 Extremely likely	131	28.48%
Total	460	



Rate your level of satisfaction with the following academic support services.

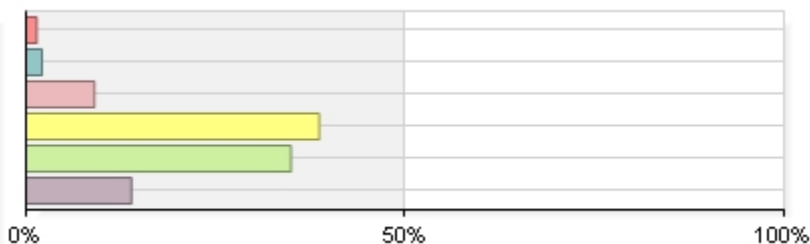
1. Writing Center

1 Very dissatisfied	3	0.70%
2 Dissatisfied	8	1.86%
3 Neither satisfied nor dissatisfied	38	8.84%
4 Satisfied	54	12.56%
5 Very satisfied	67	15.58%
6 Did not use	260	60.47%
Total	430	



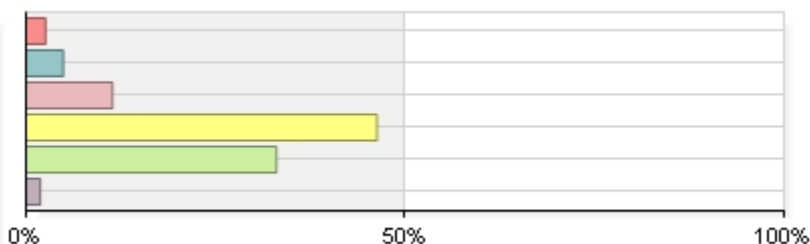
2. UofL Libraries (reference librarians, front desk staff)

1 Very dissatisfied	6	1.39%
2 Dissatisfied	9	2.08%
3 Neither satisfied nor dissatisfied	39	9.03%
4 Satisfied	167	38.66%
5 Very satisfied	151	34.95%
6 Did not use	60	13.89%
Total	432	



3. Online resources (ULink, Blackboard, etc.)

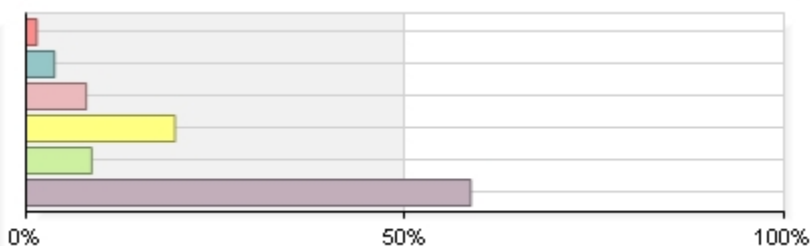
1 Very dissatisfied	11	2.56%
2 Dissatisfied	21	4.88%
3 Neither satisfied nor dissatisfied	49	11.40%
4 Satisfied	199	46.28%
5 Very satisfied	142	33.02%
6 Did not use	8	1.86%
Total	430	



Rate your level of satisfaction with the following physical spaces/facilities.

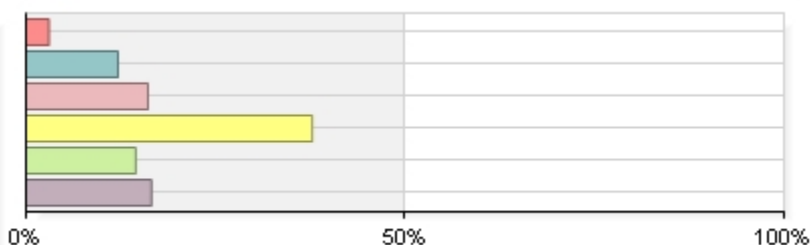
1. Lab facilities for health, natural and physical sciences

1 Very dissatisfied	6	1.40%
2 Dissatisfied	16	3.74%
3 Neither satisfied nor dissatisfied	34	7.94%
4 Satisfied	84	19.63%
5 Very satisfied	37	8.64%
6 Did not use	251	58.64%
Total	428	



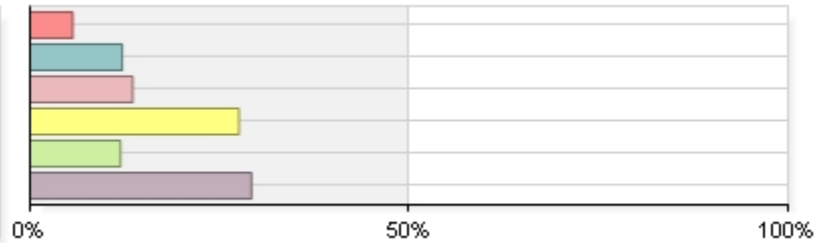
2. Classroom facilities

1 Very dissatisfied	13	3.03%
2 Dissatisfied	52	12.12%
3 Neither satisfied nor dissatisfied	69	16.08%
4 Satisfied	162	37.76%
5 Very satisfied	62	14.45%
6 Did not use	71	16.55%
Total	429	



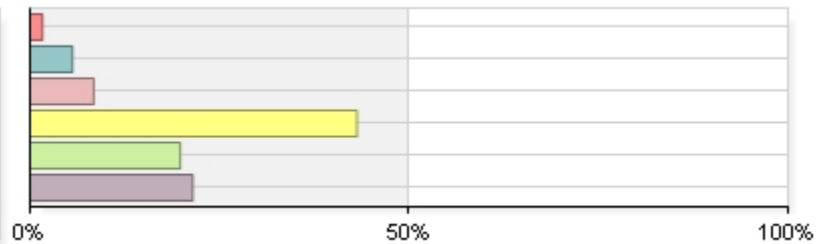
3. Student lounge areas

1 Very dissatisfied	24	5.61%
2 Dissatisfied	52	12.15%
3 Neither satisfied nor dissatisfied	58	13.55%
4 Satisfied	118	27.57%
5 Very satisfied	51	11.92%
6 Did not use	125	29.21%
Total	428	



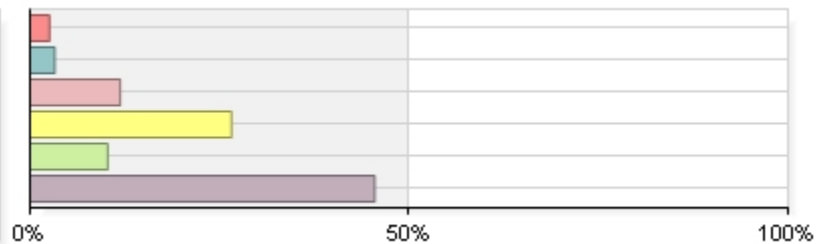
4. UofL Libraries (study areas, furniture, layout)

1 Very dissatisfied	7	1.63%
2 Dissatisfied	24	5.59%
3 Neither satisfied nor dissatisfied	36	8.39%
4 Satisfied	185	43.12%
5 Very satisfied	85	19.81%
6 Did not use	92	21.45%
Total	429	



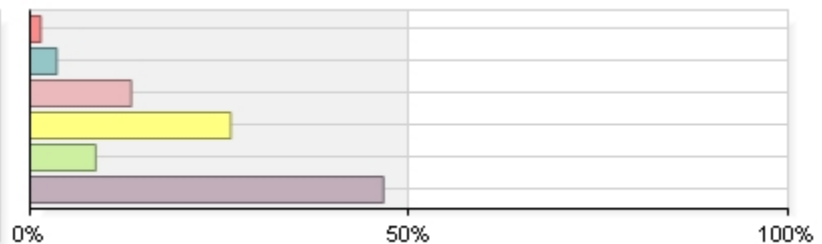
5. Computer labs

1 Very dissatisfied	11	2.56%
2 Dissatisfied	14	3.26%
3 Neither satisfied nor dissatisfied	51	11.89%
4 Satisfied	114	26.57%
5 Very satisfied	44	10.26%
6 Did not use	195	45.45%
Total	429	



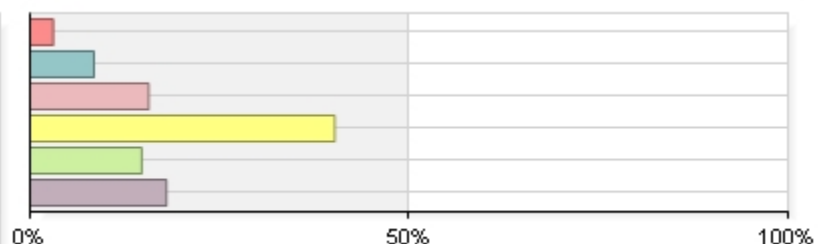
6. Outdoor recreational space (West Plaza, West Lawn, Humanities Quad, etc.)

1 Very dissatisfied	6	1.41%
2 Dissatisfied	15	3.51%
3 Neither satisfied nor dissatisfied	57	13.35%
4 Satisfied	113	26.46%
5 Very satisfied	37	8.67%
6 Did not use	199	46.60%
Total	427	



7. Outdoor traffic space (sidewalks, curb cuts, lighting, crosswalks, etc.)

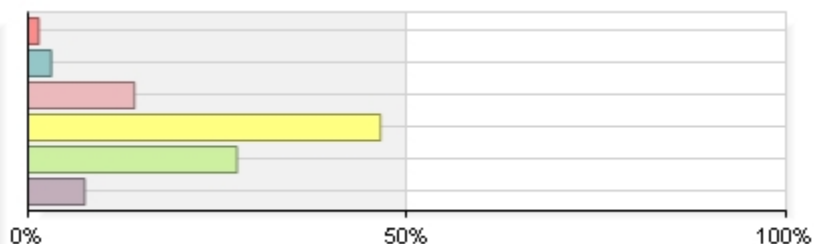
1 Very dissatisfied	13	3.04%
2 Dissatisfied	36	8.41%
3 Neither satisfied nor dissatisfied	67	15.65%
4 Satisfied	172	40.19%
5 Very satisfied	63	14.72%
6 Did not use	77	17.99%
Total	428	



Rate your level of satisfaction with the following student enrollment services.

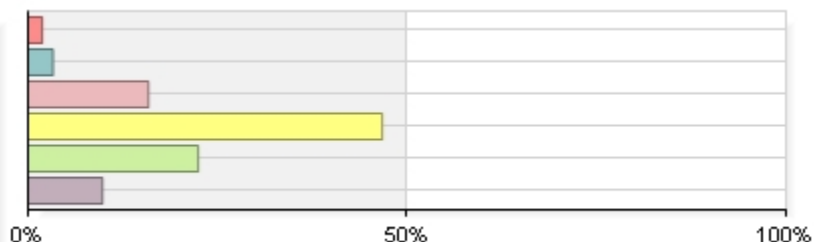
1. Admissions

1 Very dissatisfied	6	1.40%
2 Dissatisfied	13	3.04%
3 Neither satisfied nor dissatisfied	60	14.02%
4 Satisfied	199	46.50%
5 Very satisfied	118	27.57%
6 Did not use	32	7.48%
Total	428	



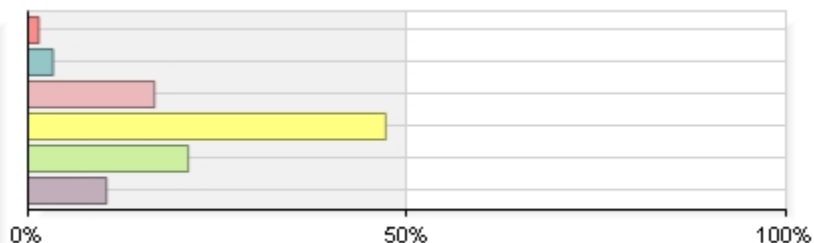
2. Registrar's Office

1 Very dissatisfied	8	1.87%
2 Dissatisfied	14	3.27%
3 Neither satisfied nor dissatisfied	68	15.89%
4 Satisfied	200	46.73%
5 Very satisfied	96	22.43%
6 Did not use	42	9.81%
Total	428	



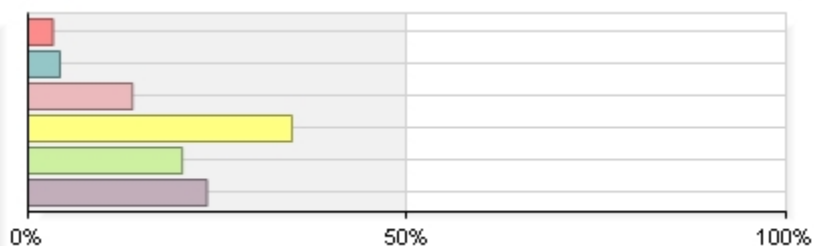
3. Bursar's Office

1 Very dissatisfied	6	1.41%
2 Dissatisfied	14	3.29%
3 Neither satisfied nor dissatisfied	71	16.67%
4 Satisfied	201	47.18%
5 Very satisfied	90	21.13%
6 Did not use	44	10.33%
Total	426	



4. Financial Aid Office

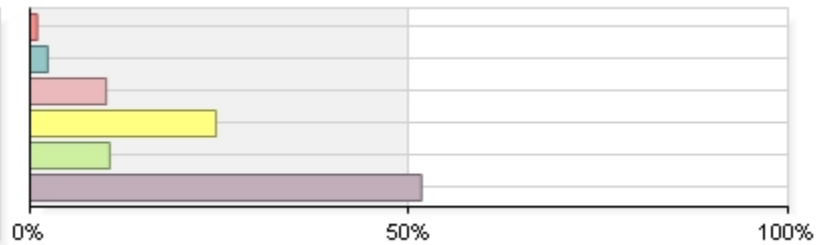
1 Very dissatisfied	14	3.27%
2 Dissatisfied	18	4.21%
3 Neither satisfied nor dissatisfied	59	13.79%
4 Satisfied	149	34.81%
5 Very satisfied	87	20.33%
6 Did not use	101	23.60%
Total	428	



Rate your level of satisfaction with the following student support services.

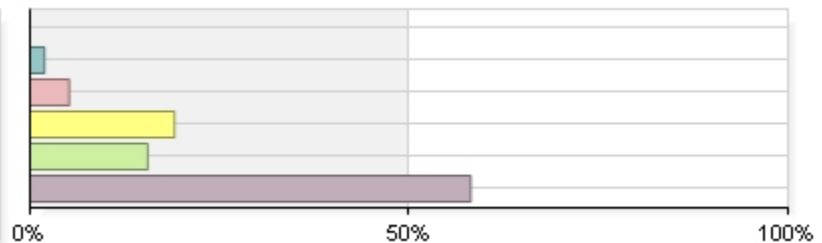
1. Student Activities Center (SAC)

1 Very dissatisfied	4	0.93%
2 Dissatisfied	10	2.34%
3 Neither satisfied nor dissatisfied	43	10.05%
4 Satisfied	105	24.53%
5 Very satisfied	45	10.51%
6 Did not use	221	51.64%
Total	428	



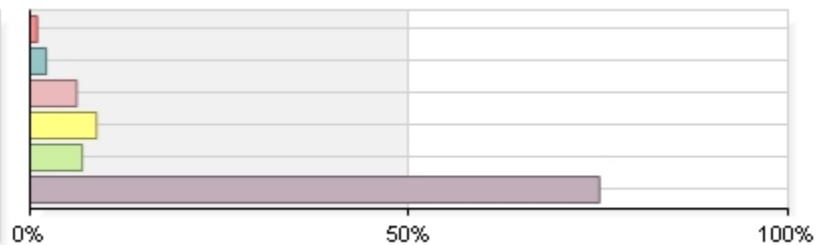
2. Recreation/intramural/fitness facilities

1 Very dissatisfied	1	0.24%
2 Dissatisfied	8	1.88%
3 Neither satisfied nor dissatisfied	22	5.18%
4 Satisfied	81	19.06%
5 Very satisfied	66	15.53%
6 Did not use	247	58.12%
Total	425	



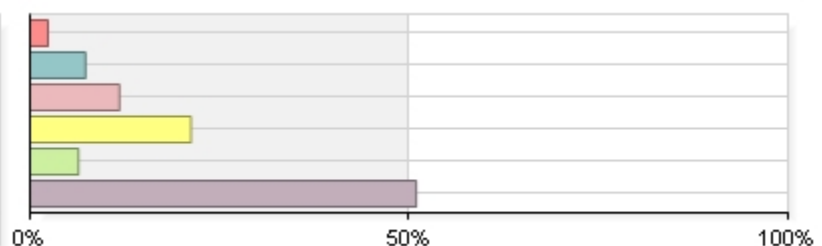
3. Counseling Center

1 Very dissatisfied	4	0.95%
2 Dissatisfied	9	2.13%
3 Neither satisfied nor dissatisfied	26	6.16%
4 Satisfied	37	8.77%
5 Very satisfied	29	6.87%
6 Did not use	317	75.12%
Total	422	



4. Campus Dining Services (Wendy's, Ville Grill, Papa Johns, Subway, etc.)

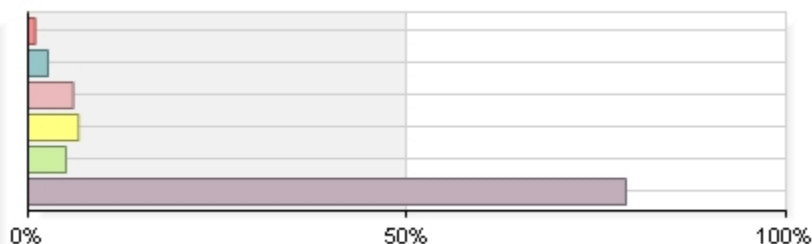
1 Very dissatisfied	10	2.36%
2 Dissatisfied	31	7.31%
3 Neither satisfied nor dissatisfied	50	11.79%
4 Satisfied	90	21.23%
5 Very satisfied	27	6.37%
6 Did not use	216	50.94%
Total	424	



Rate your level of satisfaction with the following student support services. (continued)

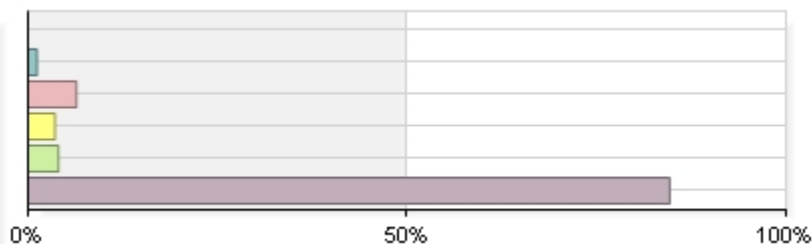
5. Career Development Center

1 Very dissatisfied	4	0.95%
2 Dissatisfied	11	2.61%
3 Neither satisfied nor dissatisfied	25	5.94%
4 Satisfied	28	6.65%
5 Very satisfied	21	4.99%
6 Did not use	332	78.86%
Total	421	



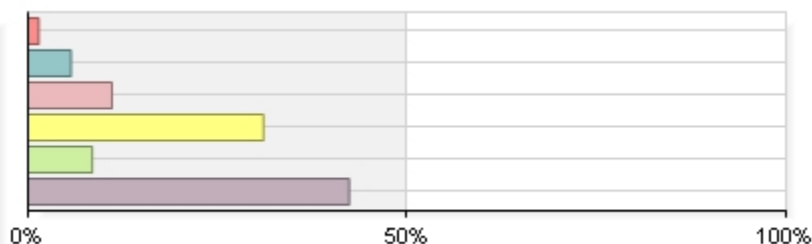
6. Disability Resource Center

1 Very dissatisfied	1	0.24%
2 Dissatisfied	5	1.18%
3 Neither satisfied nor dissatisfied	27	6.38%
4 Satisfied	15	3.55%
5 Very satisfied	17	4.02%
6 Did not use	358	84.63%
Total	423	



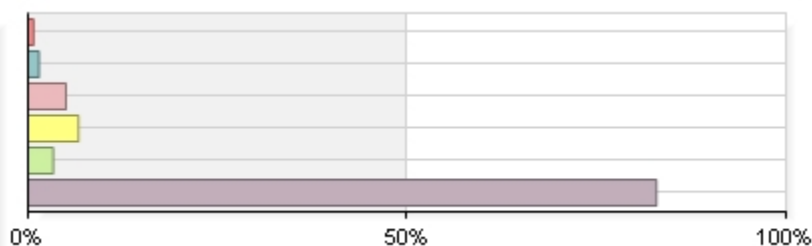
7. UofL Bookstore

1 Very dissatisfied	6	1.41%
2 Dissatisfied	24	5.65%
3 Neither satisfied nor dissatisfied	47	11.06%
4 Satisfied	132	31.06%
5 Very satisfied	36	8.47%
6 Did not use	180	42.35%
Total	425	



8. Off Campus Student Services

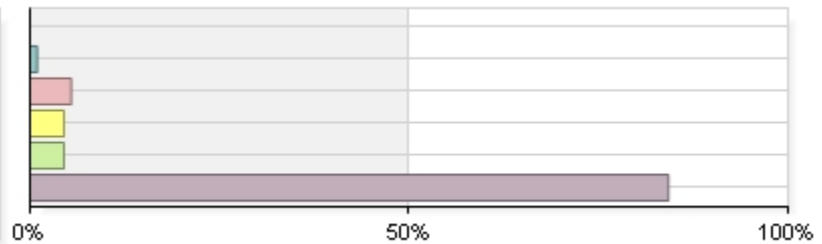
1 Very dissatisfied	3	0.71%
2 Dissatisfied	6	1.43%
3 Neither satisfied nor dissatisfied	21	4.99%
4 Satisfied	28	6.65%
5 Very satisfied	14	3.33%
6 Did not use	349	82.90%
Total	421	



Rate your level of satisfaction with the following student support services. (continued)

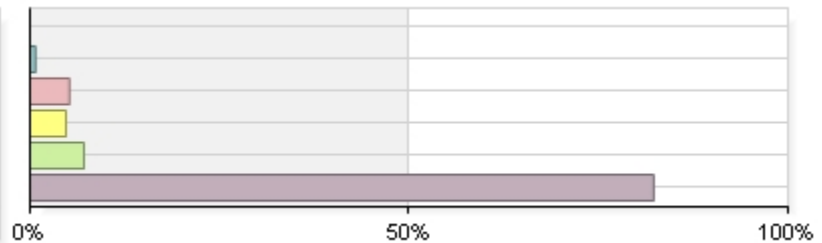
9. PEACC (Violence prevention and outreach)

1 Very dissatisfied	2	0.47%
2 Dissatisfied	4	0.94%
3 Neither satisfied nor dissatisfied	23	5.41%
4 Satisfied	19	4.47%
5 Very satisfied	19	4.47%
6 Did not use	358	84.24%
Total	425	



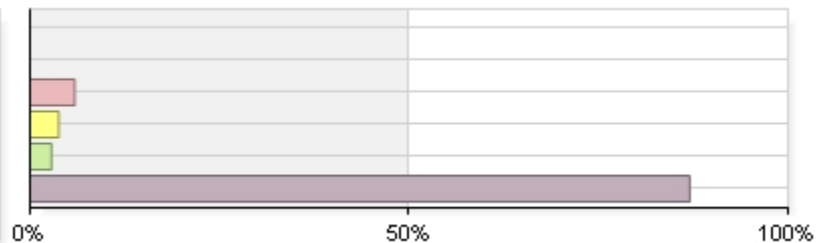
10. LGBT Center

1 Very dissatisfied	0	0.00%
2 Dissatisfied	3	0.71%
3 Neither satisfied nor dissatisfied	22	5.20%
4 Satisfied	20	4.73%
5 Very satisfied	30	7.09%
6 Did not use	348	82.27%
Total	423	



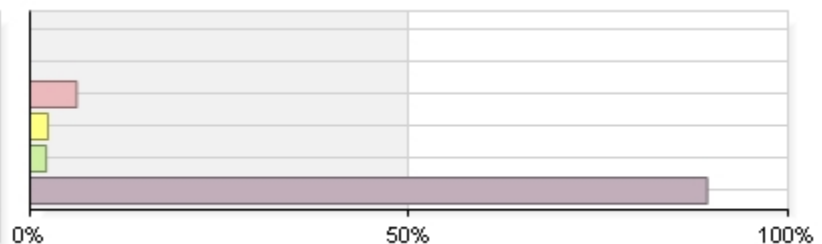
11. Women's Center

1 Very dissatisfied	0	0.00%
2 Dissatisfied	2	0.47%
3 Neither satisfied nor dissatisfied	25	5.90%
4 Satisfied	16	3.77%
5 Very satisfied	12	2.83%
6 Did not use	369	87.03%
Total	424	



12. Women 4 Women Student Board

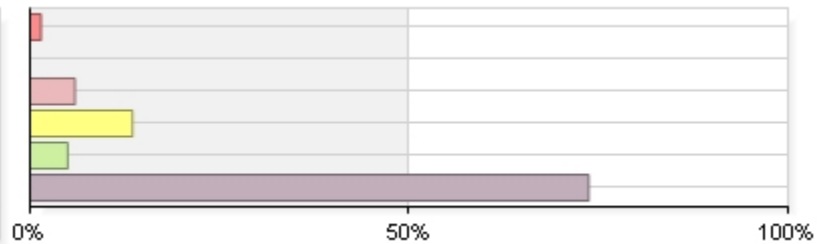
1 Very dissatisfied	0	0.00%
2 Dissatisfied	0	0.00%
3 Neither satisfied nor dissatisfied	26	6.16%
4 Satisfied	10	2.37%
5 Very satisfied	9	2.13%
6 Did not use	377	89.34%
Total	422	



Rate your level of satisfaction with the following student support services. (continued)

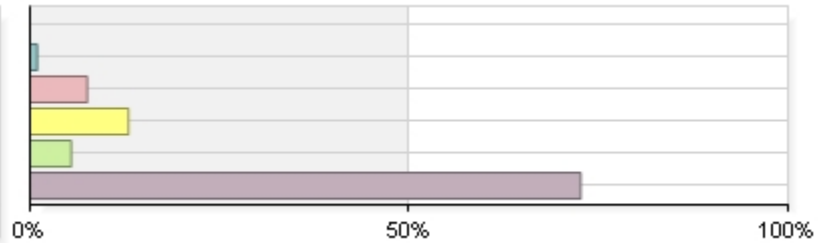
13. Community services or volunteer work

1 Very dissatisfied	6	1.42%
2 Dissatisfied	2	0.47%
3 Neither satisfied nor dissatisfied	25	5.92%
4 Satisfied	57	13.51%
5 Very satisfied	21	4.98%
6 Did not use	311	73.70%
Total	422	



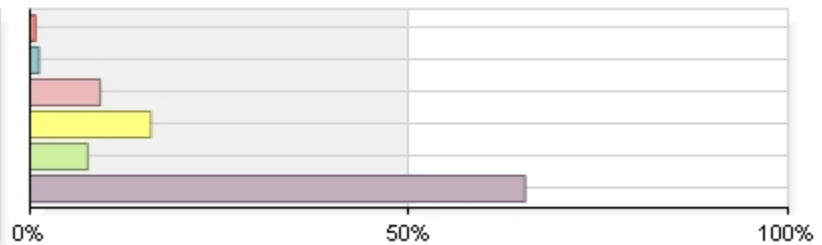
14. Student Activities Board (SAB) sponsored events

1 Very dissatisfied	2	0.47%
2 Dissatisfied	4	0.94%
3 Neither satisfied nor dissatisfied	32	7.55%
4 Satisfied	55	12.97%
5 Very satisfied	23	5.42%
6 Did not use	308	72.64%
Total	424	



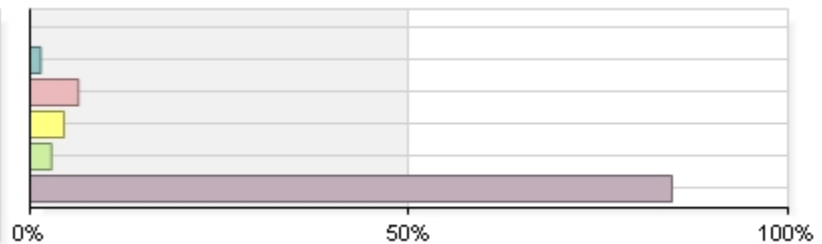
15. Student groups/organizations (RSO's)

1 Very dissatisfied	3	0.71%
2 Dissatisfied	5	1.19%
3 Neither satisfied nor dissatisfied	39	9.26%
4 Satisfied	67	15.91%
5 Very satisfied	32	7.60%
6 Did not use	275	65.32%
Total	421	



16. Military & Veteran Student Services

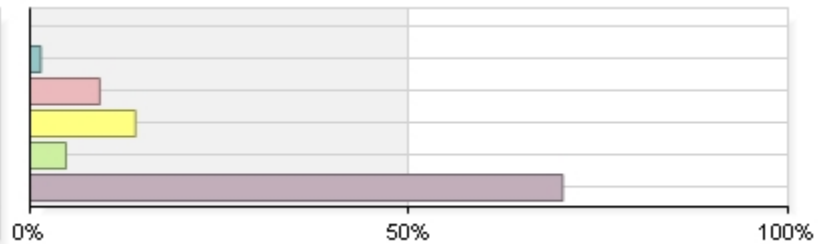
1 Very dissatisfied	1	0.24%
2 Dissatisfied	6	1.42%
3 Neither satisfied nor dissatisfied	27	6.37%
4 Satisfied	19	4.48%
5 Very satisfied	12	2.83%
6 Did not use	359	84.67%
Total	424	



Rate your level of satisfaction with the following student support services. (continued)

17. Graduate Student Council (GSC)

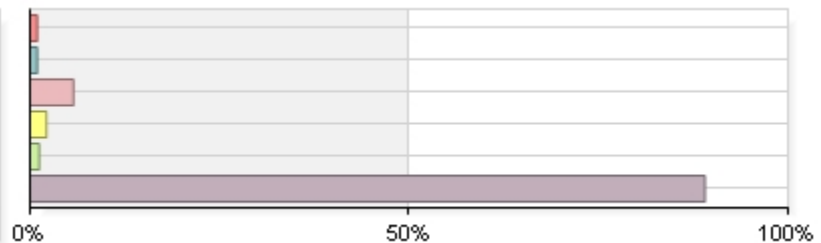
1 Very dissatisfied	2	0.47%
2 Dissatisfied	6	1.42%
3 Neither satisfied nor dissatisfied	39	9.20%
4 Satisfied	59	13.92%
5 Very satisfied	20	4.72%
6 Did not use	298	70.28%
Total	424	



Rate your level of satisfaction with the following housing properties:

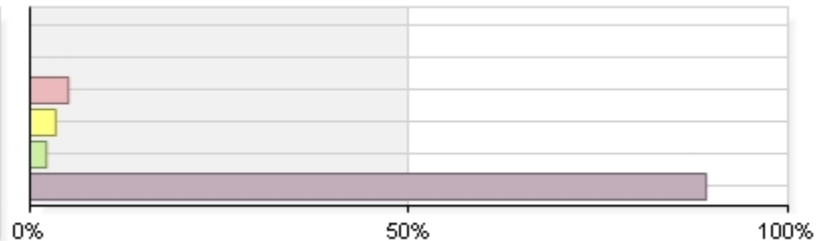
1. Residence Halls (UTA, etc.)

1 Very dissatisfied	4	0.95%
2 Dissatisfied	4	0.95%
3 Neither satisfied nor dissatisfied	24	5.73%
4 Satisfied	9	2.15%
5 Very satisfied	5	1.19%
6 Did not use	373	89.02%
Total	419	



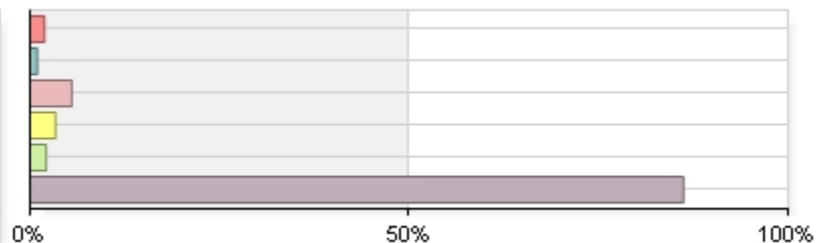
2. On-campus affiliates (Bettie-Johnson, Kurz, Community Park, Billy Minardi)

1 Very dissatisfied	1	0.24%
2 Dissatisfied	0	0.00%
3 Neither satisfied nor dissatisfied	21	5.05%
4 Satisfied	14	3.37%
5 Very satisfied	9	2.16%
6 Did not use	371	89.18%
Total	416	



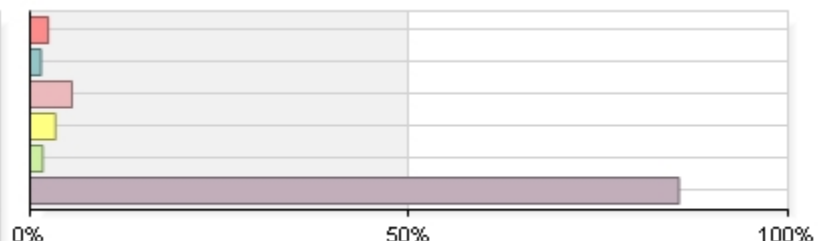
3. Off-campus affiliates (Cardinal Towne, Province, Bellamy, Retreat, Arch)

1 Very dissatisfied	8	1.90%
2 Dissatisfied	4	0.95%
3 Neither satisfied nor dissatisfied	23	5.48%
4 Satisfied	14	3.33%
5 Very satisfied	9	2.14%
6 Did not use	362	86.19%
Total	420	



4. Off-campus non-affiliates (Clubhouse, Cardinal Village, University Park Apartments)

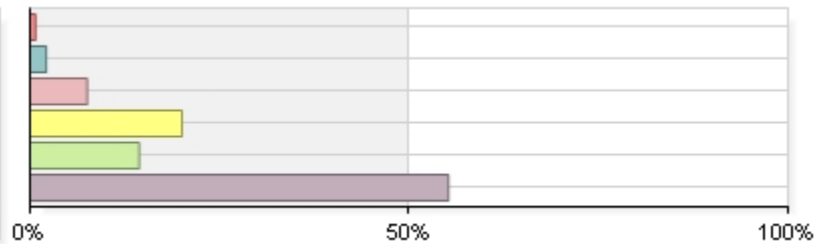
1 Very dissatisfied	10	2.40%
2 Dissatisfied	6	1.44%
3 Neither satisfied nor dissatisfied	23	5.52%
4 Satisfied	14	3.36%
5 Very satisfied	7	1.68%
6 Did not use	357	85.61%
Total	417	



Rate your level of satisfaction with the following student services.

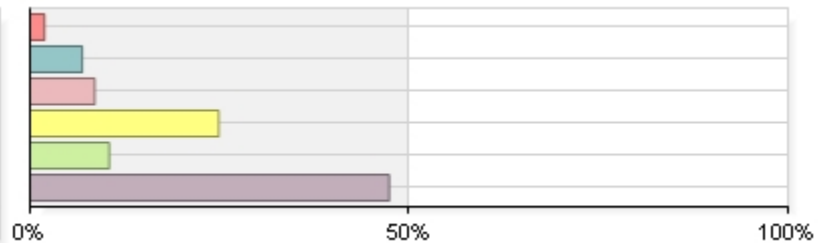
1. Health Services

1 Very dissatisfied	3	0.71%
2 Dissatisfied	9	2.12%
3 Neither satisfied nor dissatisfied	32	7.55%
4 Satisfied	85	20.05%
5 Very satisfied	61	14.39%
6 Did not use	234	55.19%
Total	424	



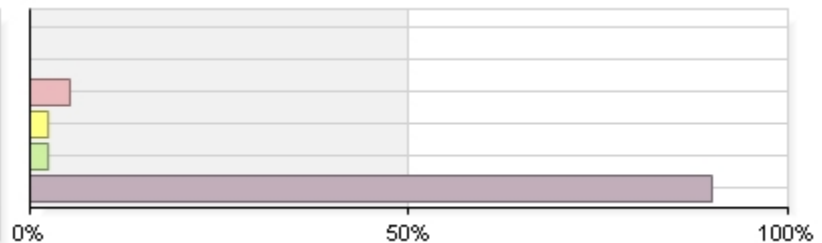
2. Campus Security

1 Very dissatisfied	8	1.90%
2 Dissatisfied	29	6.87%
3 Neither satisfied nor dissatisfied	36	8.53%
4 Satisfied	105	24.88%
5 Very satisfied	44	10.43%
6 Did not use	200	47.39%
Total	422	



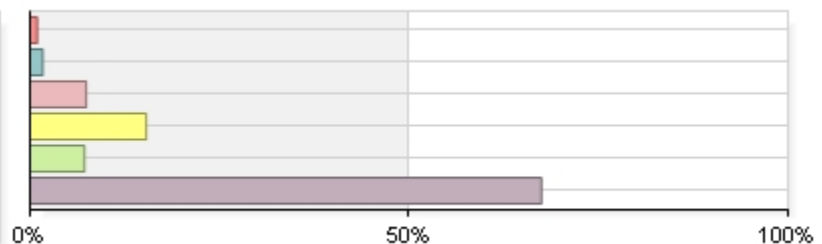
3. Child care services (Early Learning Campus)

1 Very dissatisfied	0	0.00%
2 Dissatisfied	0	0.00%
3 Neither satisfied nor dissatisfied	22	5.26%
4 Satisfied	10	2.39%
5 Very satisfied	10	2.39%
6 Did not use	376	89.95%
Total	418	



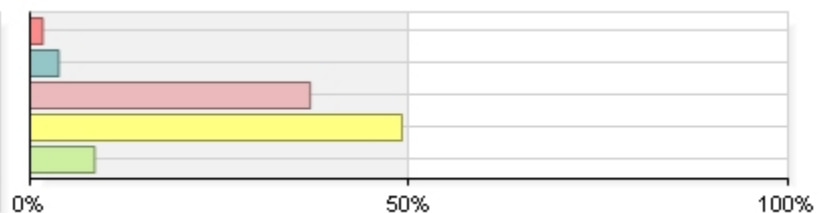
4. On-campus transportation (shuttles)

1 Very dissatisfied	4	0.96%
2 Dissatisfied	7	1.67%
3 Neither satisfied nor dissatisfied	31	7.42%
4 Satisfied	64	15.31%
5 Very satisfied	30	7.18%
6 Did not use	282	67.46%
Total	418	



Please rate your overall satisfaction with support services at UofL.

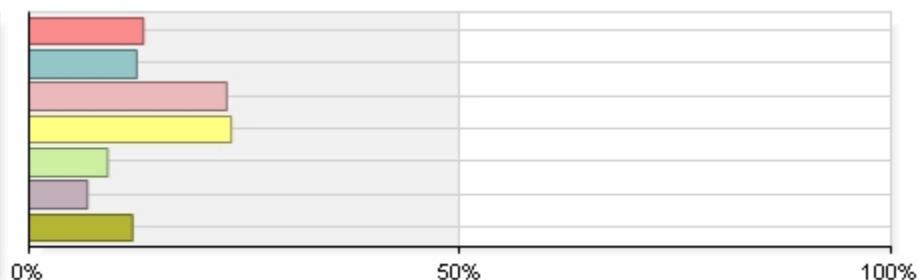
1 Very dissatisfied	7	1.66%
2 Dissatisfied	16	3.79%
3 Neither dissatisfied nor satisfied	156	36.97%
4 Satisfied	207	49.05%
5 Very satisfied	36	8.53%
Total	422	



Over the past twelve months, about how many papers, reports or other writing tasks of the following lengths have you been assigned (include those not yet completed).

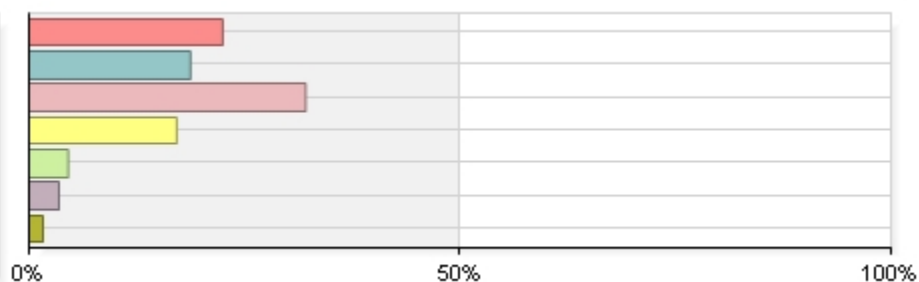
1. Up to 5 pages

1 None	51	13.28%
2 1-2	48	12.50%
3 3-5	88	22.92%
4 6-10	90	23.44%
5 11-15	35	9.11%
6 16-20	26	6.77%
7 More than 20 papers	46	11.98%
Total	384	



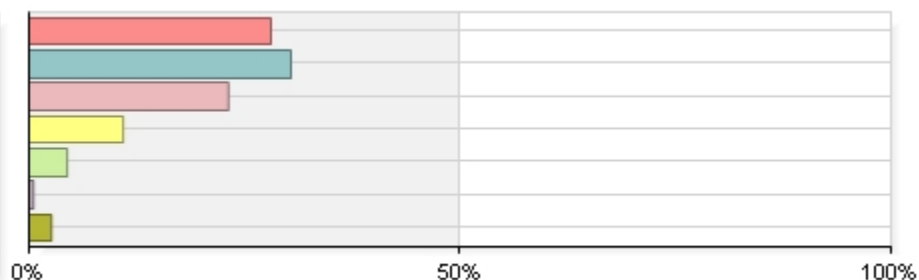
2. Between 6 and 10 pages

1 None	84	22.46%
2 1-2	70	18.72%
3 3-5	120	32.09%
4 6-10	64	17.11%
5 11-15	17	4.55%
6 16-20	13	3.48%
7 More than 20 papers	6	1.60%
Total	374	



3. 11 pages or more

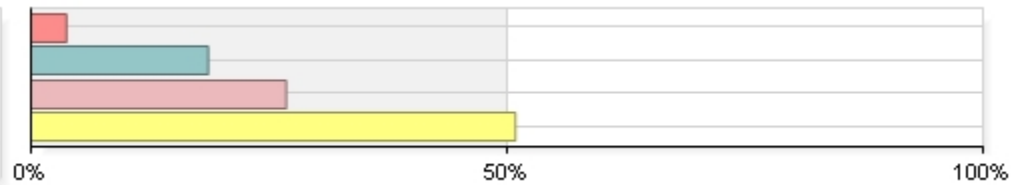
1 None	108	28.05%
2 1-2	117	30.39%
3 3-5	89	23.12%
4 6-10	42	10.91%
5 11-15	17	4.42%
6 16-20	2	0.52%
7 More than 20 papers	10	2.60%
Total	385	



Over the past twelve months, about how often have you done the following?

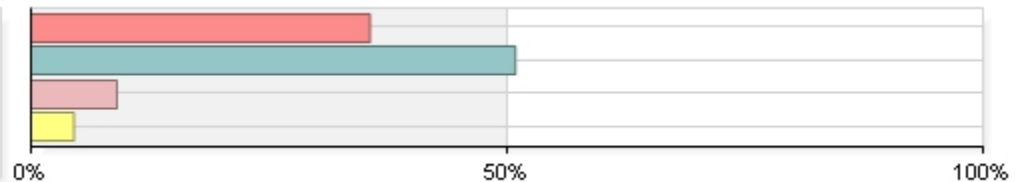
1. Asked questions or contributed to course discussion in other ways

1 Never	15	3.72%
2 Sometimes	75	18.61%
3 Often	108	26.80%
4 Very often	205	50.87%
Total	403	



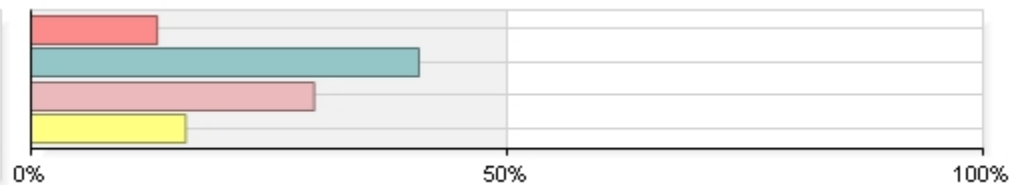
2. Come to class WITHOUT completing readings or assignments

1 Never	142	35.59%
2 Sometimes	203	50.88%
3 Often	36	9.02%
4 Very often	18	4.51%
Total	399	



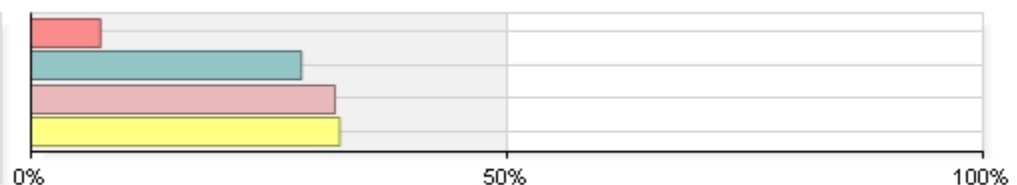
3. Given a course presentation

1 Never	53	13.25%
2 Sometimes	163	40.75%
3 Often	119	29.75%
4 Very often	65	16.25%
Total	400	



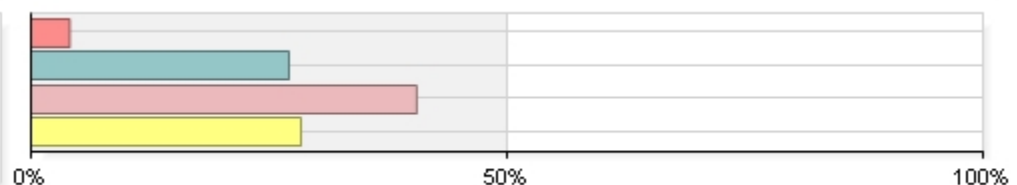
4. Connected your learning to societal problems or issues

1 Never	29	7.29%
2 Sometimes	113	28.39%
3 Often	127	31.91%
4 Very often	129	32.41%
Total	398	



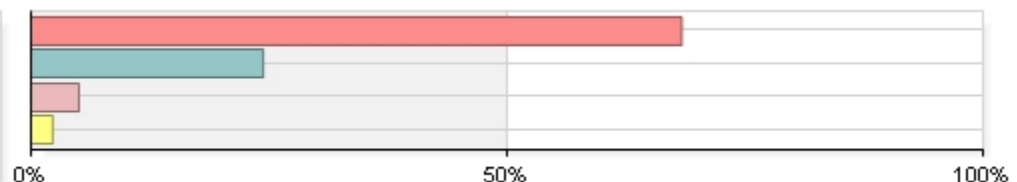
5. Examined the strengths and weaknesses of your own views on a topic or issue

1 Never	16	4.05%
2 Sometimes	107	27.09%
3 Often	160	40.51%
4 Very often	112	28.35%
Total	395	



6. Observed student dishonesty when completing assignments or exams

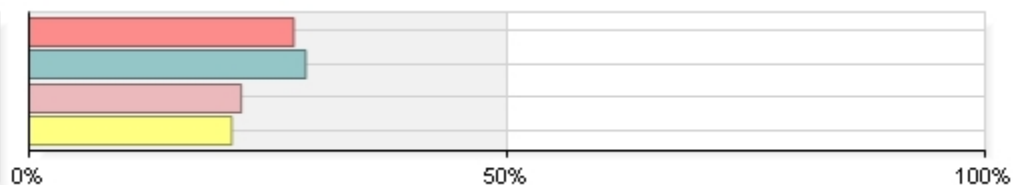
1 Never	272	68.34%
2 Sometimes	97	24.37%
3 Often	20	5.03%
4 Very often	9	2.26%
Total	398	



Over the past twelve months, how much has your coursework emphasized the following?

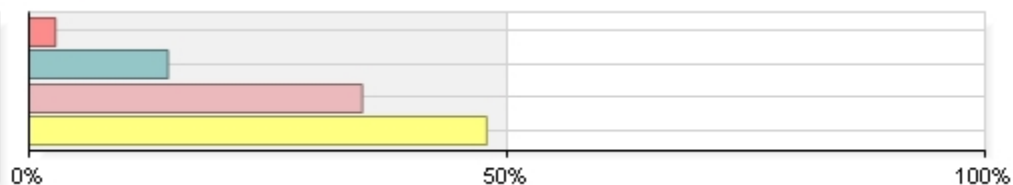
1. Memorizing course material

1 Very little	111	27.68%
2 Some	116	28.93%
3 Quite a bit	89	22.19%
4 Very much	85	21.20%
Total	401	



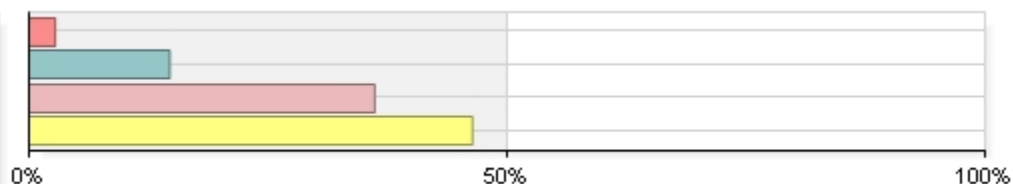
2. Applying facts, theories, or methods to practical problems or new situations

1 Very little	11	2.76%
2 Some	58	14.54%
3 Quite a bit	139	34.84%
4 Very much	191	47.87%
Total	399	



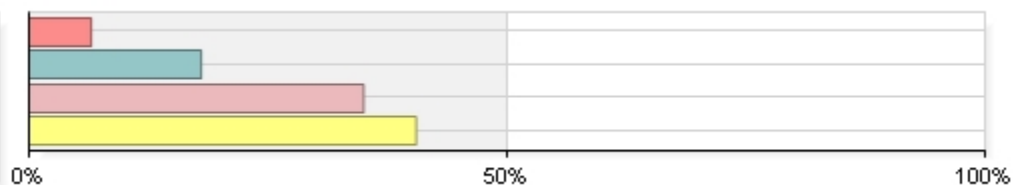
3. Analyzing an idea, experience, or line of reasoning in-depth by examining its parts

1 Very little	11	2.74%
2 Some	59	14.71%
3 Quite a bit	145	36.16%
4 Very much	186	46.38%
Total	401	



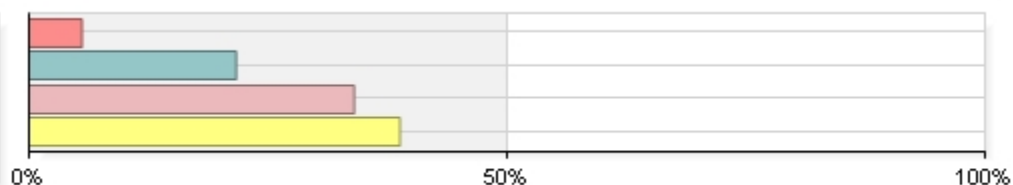
4. Evaluating a point of view, decision, or information source

1 Very little	26	6.50%
2 Some	72	18.00%
3 Quite a bit	140	35.00%
4 Very much	162	40.50%
Total	400	



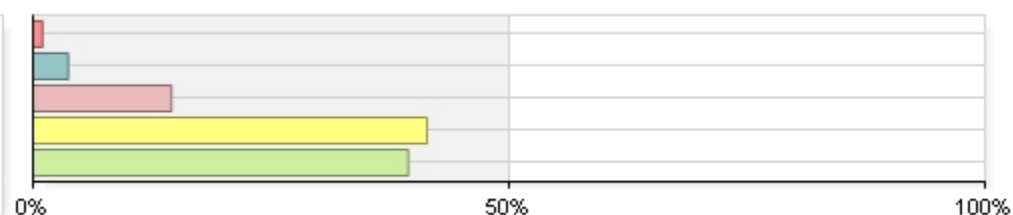
5. Forming a new idea or understanding from various pieces of information

1 Very little	22	5.54%
2 Some	86	21.66%
3 Quite a bit	135	34.01%
4 Very much	154	38.79%
Total	397	



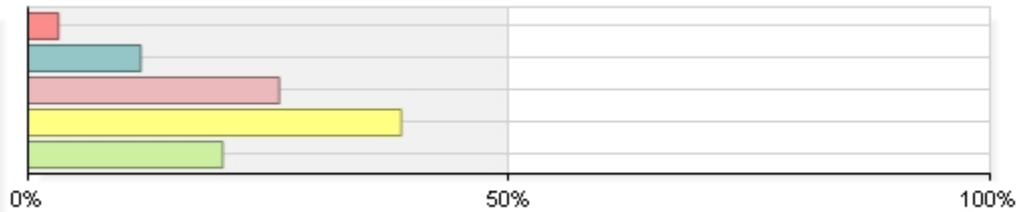
Over the past twelve months, to what extent have your courses challenged you to do your best work?

1 Never	4	0.99%
2 Rarely	15	3.69%
3 Sometimes	59	14.53%
4 Often	168	41.38%
5 Always	160	39.41%
Total	406	



Overall impression of academic standards at UofL.

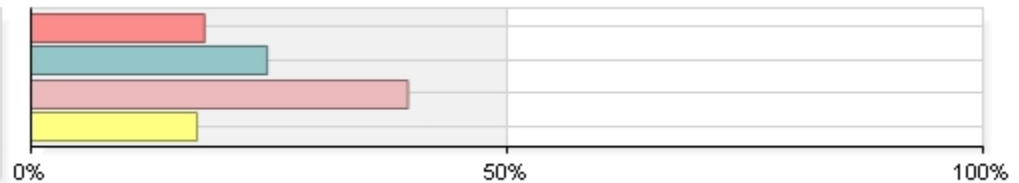
1 Poor	13	3.17%
2 Fair	48	11.71%
3 Good	107	26.10%
4 Very good	159	38.78%
5 Excellent	83	20.24%
Total	410	



During the past twelve months, about how often have you done the following?

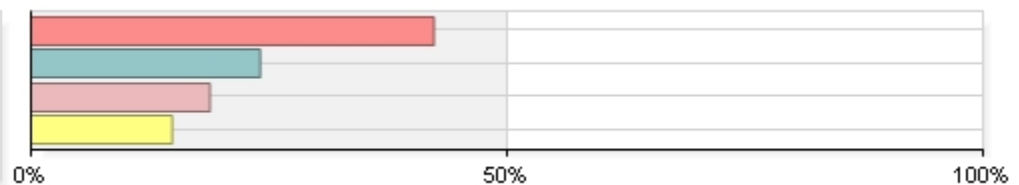
1. Talked about career plans with a faculty member

1 Never	69	18.21%
2 Rarely	94	24.80%
3 Sometimes	150	39.58%
4 Often	66	17.41%
Total	379	



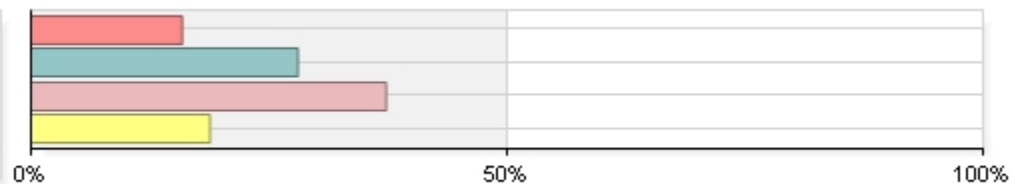
2. Worked with a faculty member on activities other than coursework (committees, student groups, etc.)

1 Never	160	42.33%
2 Rarely	91	24.07%
3 Sometimes	71	18.78%
4 Often	56	14.81%
Total	378	



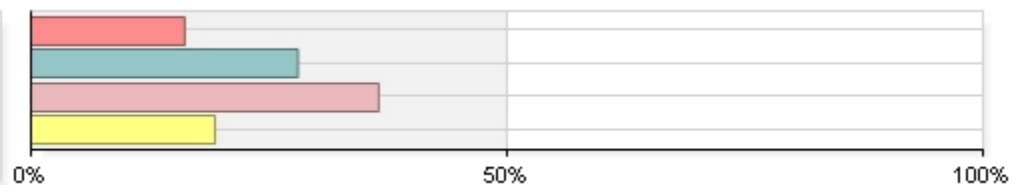
3. Discussed course topics, ideas, or concepts with a faculty member outside of class

1 Never	60	15.87%
2 Rarely	106	28.04%
3 Sometimes	141	37.30%
4 Often	71	18.78%
Total	378	



4. Discussed your academic performance with a faculty member

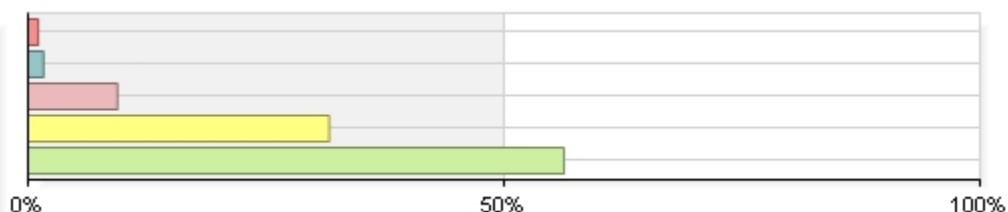
1 Never	61	16.14%
2 Rarely	106	28.04%
3 Sometimes	138	36.51%
4 Often	73	19.31%
Total	378	



During the past twelve months, about how often have your professors done the following?

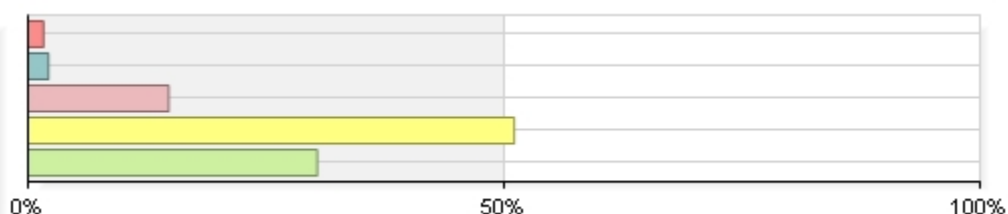
1. Provided syllabi that clearly explained course goals and requirements

1 Never	4	1.07%
2 Rarely	6	1.61%
3 Sometimes	35	9.38%
4 Often	118	31.64%
5 Always	210	56.30%
Total	373	



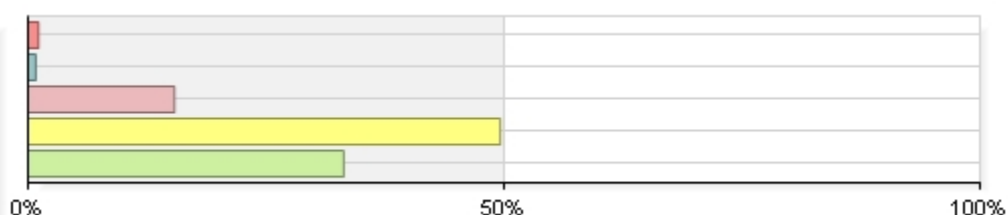
2. Taught course sessions in an organized way

1 Never	6	1.61%
2 Rarely	8	2.15%
3 Sometimes	55	14.78%
4 Often	190	51.08%
5 Always	113	30.38%
Total	372	



3. Used examples or illustrations to explain difficult points

1 Never	4	1.08%
2 Rarely	3	0.81%
3 Sometimes	57	15.36%
4 Often	184	49.60%
5 Always	123	33.15%
Total	371	



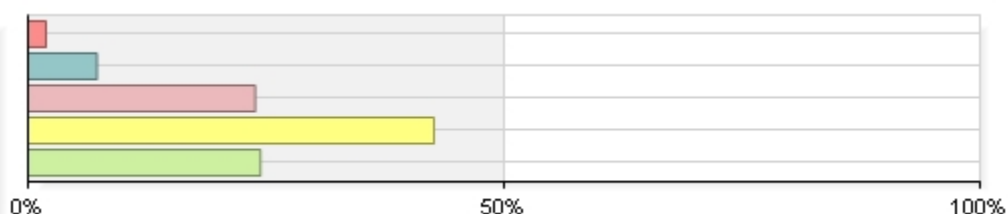
4. Provided feedback on a draft or work in progress

1 Never	17	4.55%
2 Rarely	27	7.22%
3 Sometimes	95	25.40%
4 Often	135	36.10%
5 Always	100	26.74%
Total	374	



5. Provided prompt and detailed feedback on tests or completed assignments

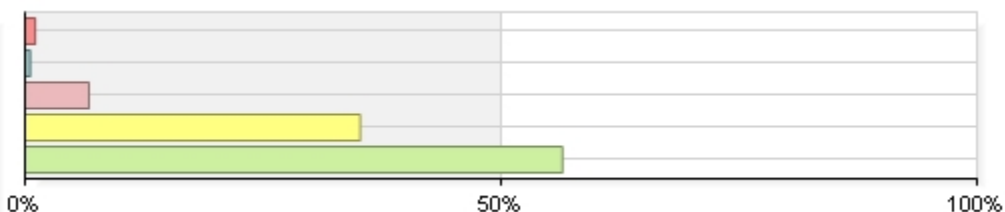
1 Never	7	1.88%
2 Rarely	27	7.24%
3 Sometimes	89	23.86%
4 Often	159	42.63%
5 Always	91	24.40%
Total	373	



During the past twelve months, about how often have your professors done the following? (continued)

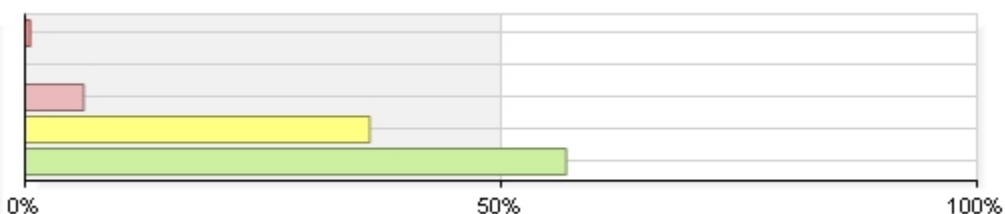
6. Provided opportunities to ask questions in class

1 Never	4	1.08%
2 Rarely	2	0.54%
3 Sometimes	25	6.72%
4 Often	131	35.22%
5 Always	210	56.45%
Total	372	



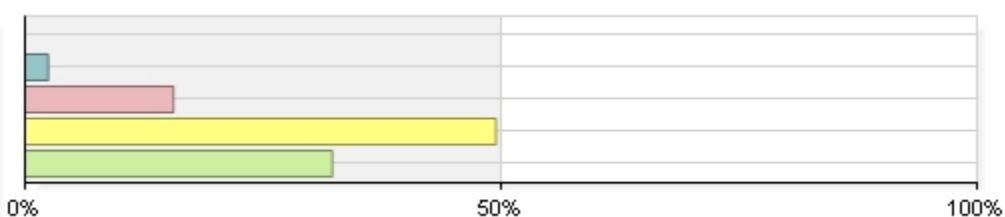
7. Displayed knowledge and skills regarding the subject matter

1 Never	2	0.54%
2 Rarely	1	0.27%
3 Sometimes	23	6.17%
4 Often	135	36.19%
5 Always	212	56.84%
Total	373	



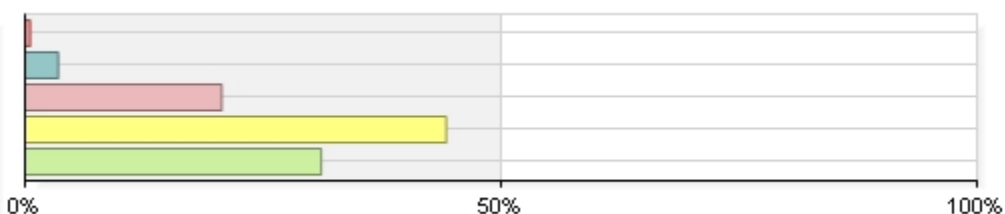
8. Communicated course material effectively

1 Never	1	0.27%
2 Rarely	9	2.42%
3 Sometimes	58	15.59%
4 Often	184	49.46%
5 Always	120	32.26%
Total	372	



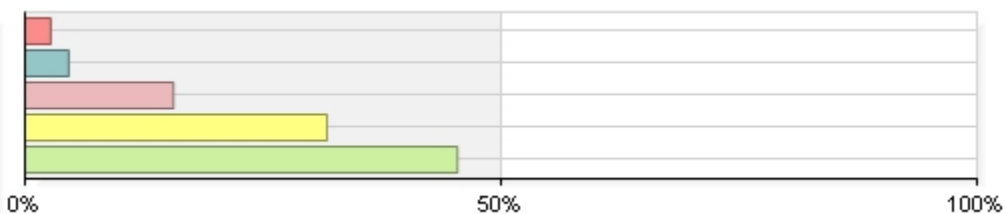
9. Demonstrated excellence in teaching

1 Never	2	0.54%
2 Rarely	13	3.49%
3 Sometimes	77	20.64%
4 Often	165	44.24%
5 Always	116	31.10%
Total	373	



10. Demonstrated commitment to diversity

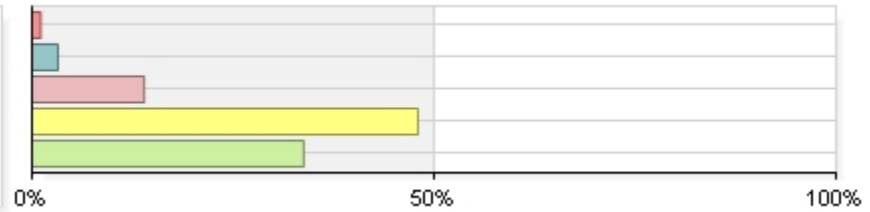
1 Never	10	2.69%
2 Rarely	17	4.57%
3 Sometimes	58	15.59%
4 Often	118	31.72%
5 Always	169	45.43%
Total	372	



Please indicate to what extent you agree with the following statements with respect to your professors over the past twelve months.

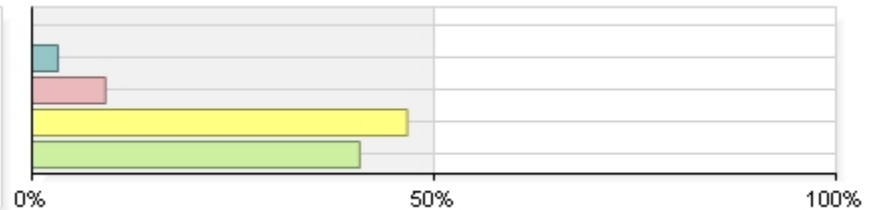
1. Developed opportunities for you to learn cooperatively with fellow students

1 Strongly disagree	4	1.07%
2 Disagree	12	3.22%
3 Neither agree nor disagree	52	13.94%
4 Agree	179	47.99%
5 Strongly agree	126	33.78%
Total	373	



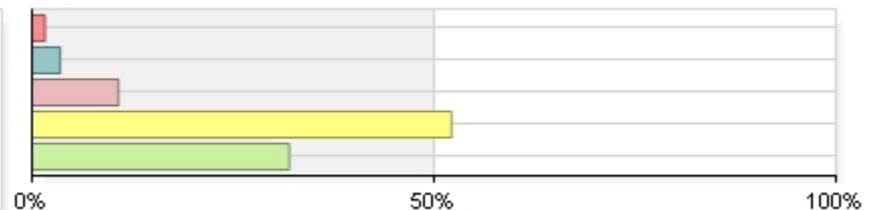
2. Encouraged you to be an actively involved learner

1 Strongly disagree	1	0.27%
2 Disagree	12	3.22%
3 Neither agree nor disagree	34	9.12%
4 Agree	174	46.65%
5 Strongly agree	152	40.75%
Total	373	



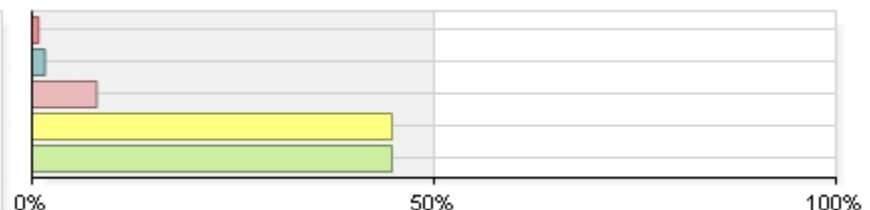
3. Prepared carefully to teach their classes

1 Strongly disagree	6	1.61%
2 Disagree	13	3.49%
3 Neither agree nor disagree	40	10.75%
4 Agree	194	52.15%
5 Strongly agree	119	31.99%
Total	372	



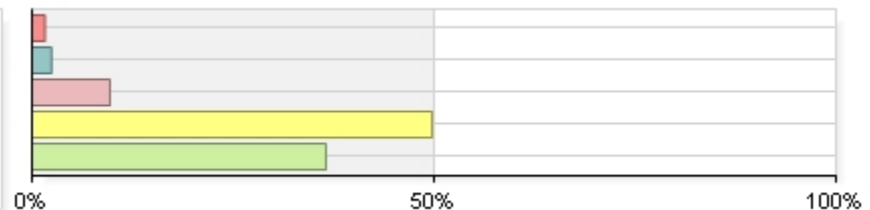
4. Treated students with respect

1 Strongly disagree	3	0.80%
2 Disagree	6	1.61%
3 Neither agree nor disagree	30	8.04%
4 Agree	167	44.77%
5 Strongly agree	167	44.77%
Total	373	



5. Graded appropriately/fairly

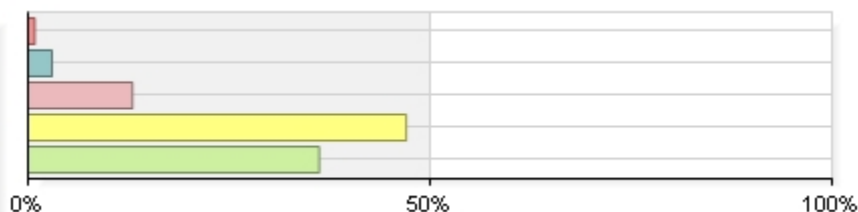
1 Strongly disagree	6	1.61%
2 Disagree	9	2.42%
3 Neither agree nor disagree	36	9.68%
4 Agree	185	49.73%
5 Strongly agree	136	36.56%
Total	372	



Please indicate to what extent you agree with the following statements with respect to your professors over the past twelve months. (continued)

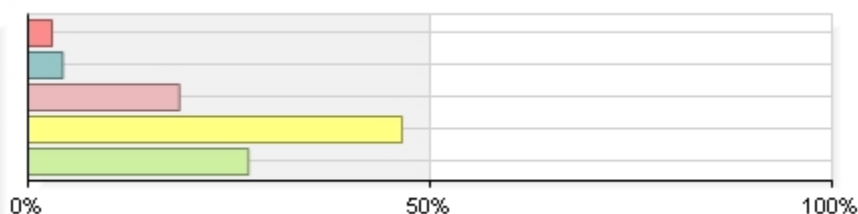
6. Available to help outside of class

1 Strongly disagree	3	0.81%
2 Disagree	11	2.97%
3 Neither agree nor disagree	48	12.97%
4 Agree	174	47.03%
5 Strongly agree	134	36.22%
Total	370	



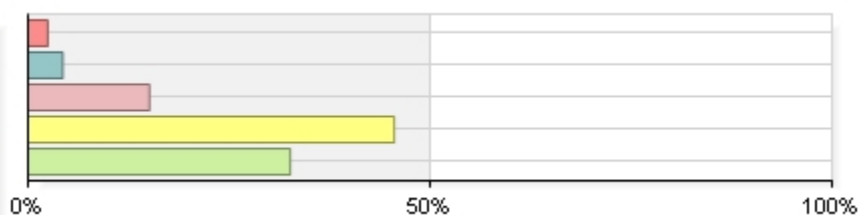
7. Provided feedback on your academic work outside of class time

1 Strongly disagree	11	2.96%
2 Disagree	16	4.30%
3 Neither agree nor disagree	70	18.82%
4 Agree	173	46.51%
5 Strongly agree	102	27.42%
Total	372	



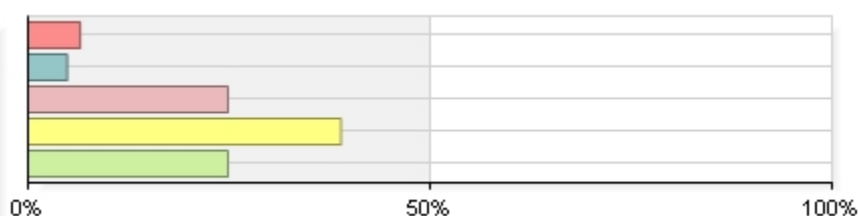
8. Showed interest in your academic progress

1 Strongly disagree	9	2.43%
2 Disagree	16	4.31%
3 Neither agree nor disagree	56	15.09%
4 Agree	169	45.55%
5 Strongly agree	121	32.61%
Total	371	



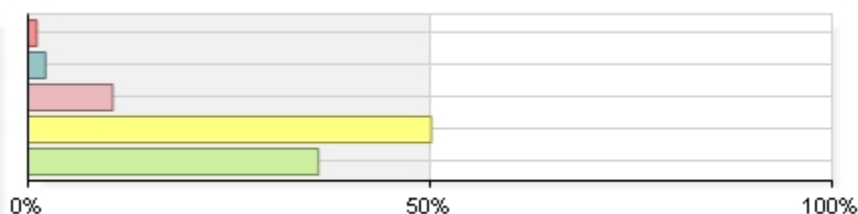
9. Provided emotional support and encouragement

1 Strongly disagree	24	6.49%
2 Disagree	18	4.86%
3 Neither agree nor disagree	92	24.86%
4 Agree	144	38.92%
5 Strongly agree	92	24.86%
Total	370	



10. Provided intellectual challenge and stimulation

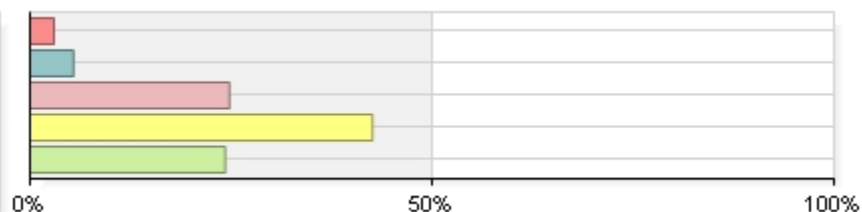
1 Strongly disagree	4	1.08%
2 Disagree	8	2.16%
3 Neither agree nor disagree	39	10.51%
4 Agree	186	50.13%
5 Strongly agree	134	36.12%
Total	371	



Please indicate to what extent you agree with the following statements with respect to your professors over the past twelve months. (continued)

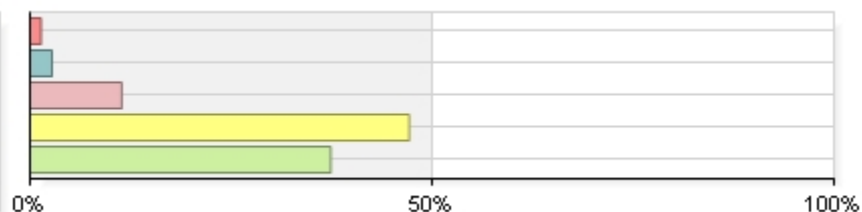
11. Helped you achieve your professional goals

1 Strongly disagree	11	2.96%
2 Disagree	20	5.39%
3 Neither agree nor disagree	92	24.80%
4 Agree	158	42.59%
5 Strongly agree	90	24.26%
Total	371	



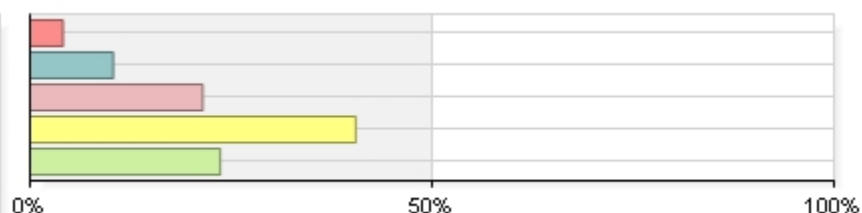
12. Encouraged your ability to learn on your own

1 Strongly disagree	5	1.36%
2 Disagree	10	2.71%
3 Neither agree nor disagree	42	11.38%
4 Agree	174	47.15%
5 Strongly agree	138	37.40%
Total	369	



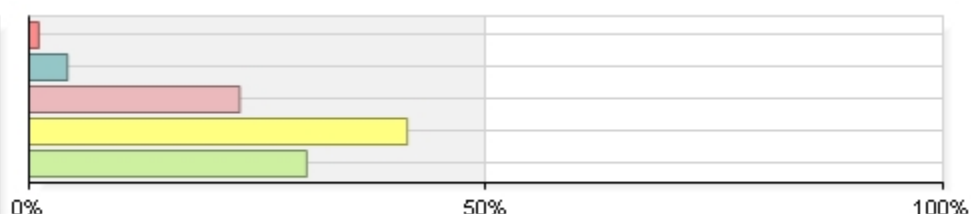
13. Used innovative technology to facilitate learning

1 Strongly disagree	15	4.08%
2 Disagree	38	10.33%
3 Neither agree nor disagree	79	21.47%
4 Agree	149	40.49%
5 Strongly agree	87	23.64%
Total	368	



Overall impression of the faculty.

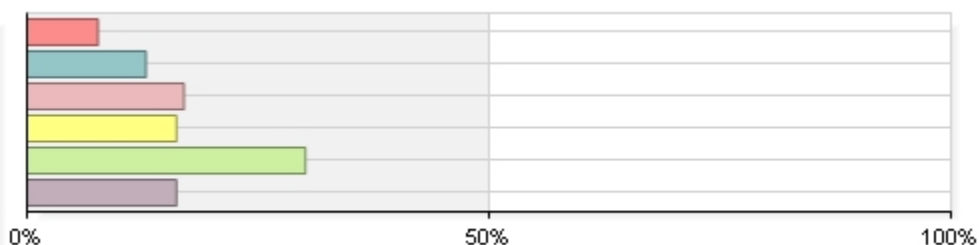
1 Extremely poor	4	1.05%
2 Below average	16	4.19%
3 Average	88	23.04%
4 Above average	158	41.36%
5 Excellent	116	30.37%
Total	382	



Please rate the quality of your experience with your faculty advisor or faculty mentor in your program.

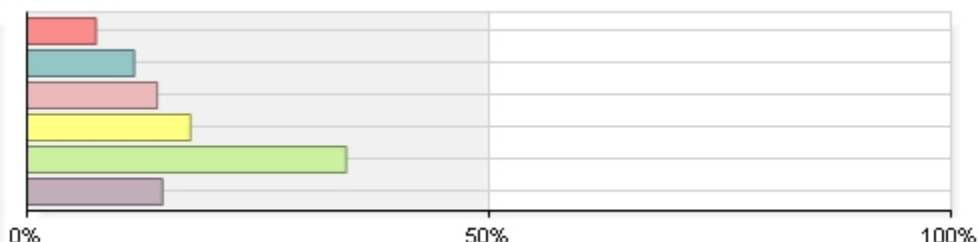
1. Overall impression of advising services

1 Poor	28	7.67%
2 Fair	47	12.88%
3 Good	62	16.99%
4 Very good	59	16.16%
5 Excellent	110	30.14%
6 Not applicable	59	16.16%
Total	365	



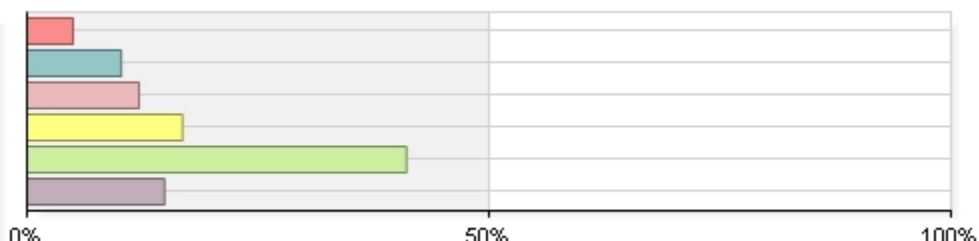
2. Helpfulness of advisor

1 Poor	27	7.46%
2 Fair	42	11.60%
3 Good	51	14.09%
4 Very good	64	17.68%
5 Excellent	125	34.53%
6 Not applicable	53	14.64%
Total	362	



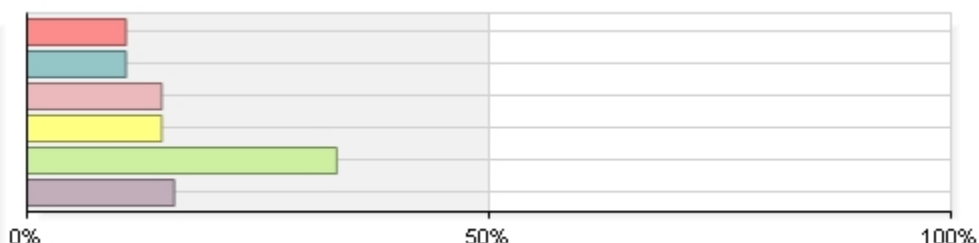
3. Approachability of advisor

1 Poor	18	4.96%
2 Fair	37	10.19%
3 Good	44	12.12%
4 Very good	61	16.80%
5 Excellent	149	41.05%
6 Not applicable	54	14.88%
Total	363	



4. Sufficient time with advisor

1 Poor	39	10.71%
2 Fair	39	10.71%
3 Good	53	14.56%
4 Very good	53	14.56%
5 Excellent	122	33.52%
6 Not applicable	58	15.93%
Total	364	



Please rate the quality of your experience with your faculty advisor or faculty mentor in your program. (continued)

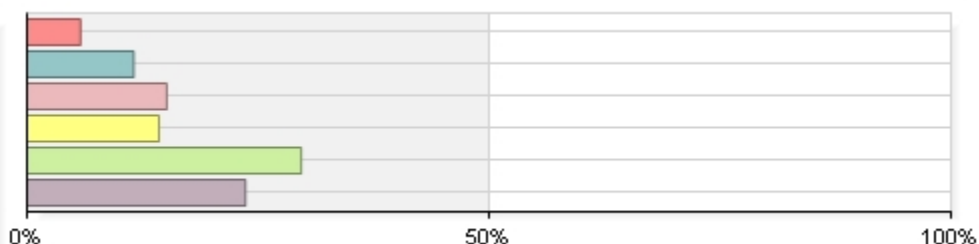
5. Advisor provided information about degree requirements and course sequencing

1 Poor	24	6.59%
2 Fair	36	9.89%
3 Good	55	15.11%
4 Very good	54	14.84%
5 Excellent	134	36.81%
6 Not applicable	61	16.76%
Total	364	



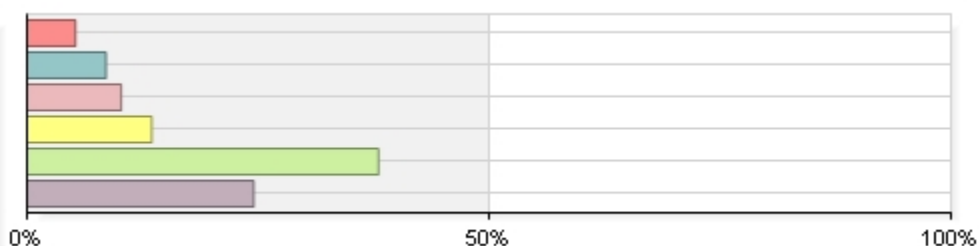
6. Knowledge of campus policies and procedures

1 Poor	21	5.77%
2 Fair	42	11.54%
3 Good	55	15.11%
4 Very good	52	14.29%
5 Excellent	108	29.67%
6 Not applicable	86	23.63%
Total	364	



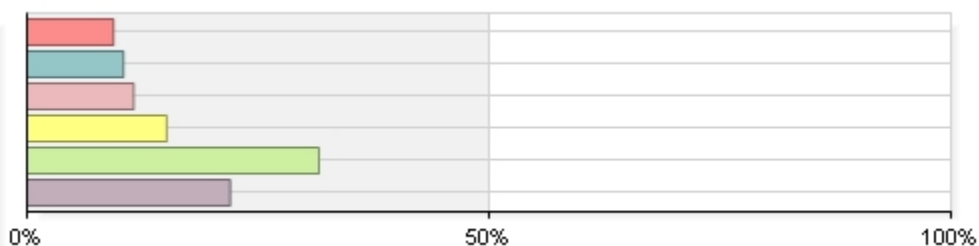
7. Ability to schedule appointment within two weeks

1 Poor	19	5.23%
2 Fair	31	8.54%
3 Good	37	10.19%
4 Very good	49	13.50%
5 Excellent	138	38.02%
6 Not applicable	89	24.52%
Total	363	



8. Guidance about profession/career

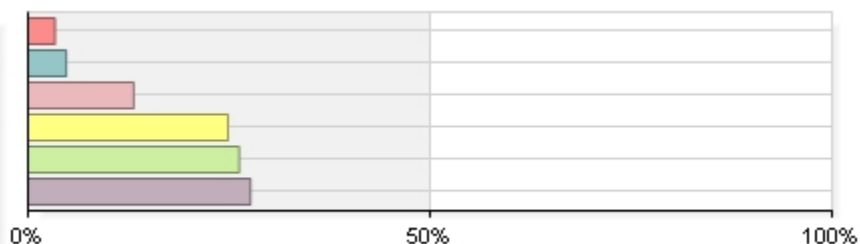
1 Poor	34	9.34%
2 Fair	38	10.44%
3 Good	42	11.54%
4 Very good	55	15.11%
5 Excellent	115	31.59%
6 Not applicable	80	21.98%
Total	364	



To what extent do you agree with the following statements about your faculty advisor or mentor?

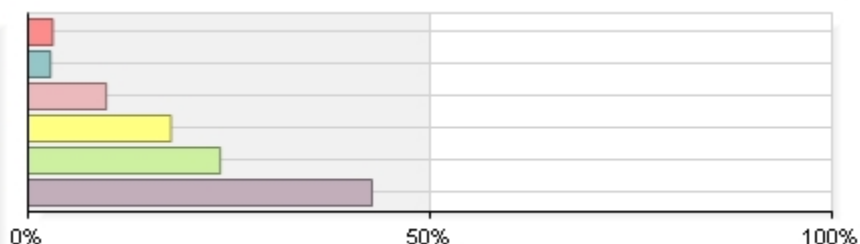
1. Reviewed your academic record prior to giving advice

1 Strongly disagree	12	3.35%
2 Disagree	17	4.75%
3 Neither agree nor disagree	47	13.13%
4 Agree	89	24.86%
5 Strongly agree	94	26.26%
6 Not applicable	99	27.65%
Total	358	



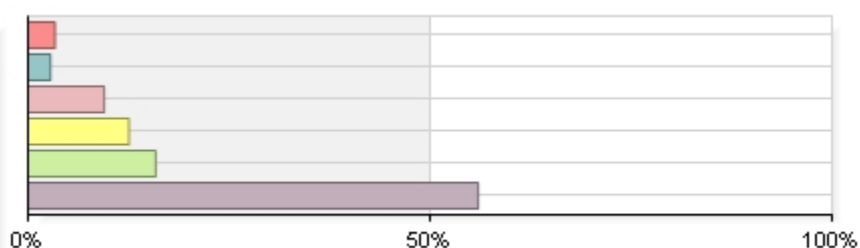
2. Provided appropriate research project(s)

1 Strongly disagree	11	3.06%
2 Disagree	10	2.78%
3 Neither agree nor disagree	35	9.72%
4 Agree	64	17.78%
5 Strongly agree	86	23.89%
6 Not applicable	154	42.78%
Total	360	



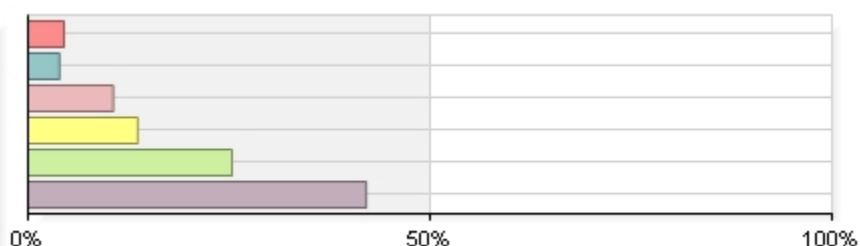
3. Provided adequate laboratory resources

1 Strongly disagree	12	3.34%
2 Disagree	10	2.79%
3 Neither agree nor disagree	34	9.47%
4 Agree	45	12.53%
5 Strongly agree	57	15.88%
6 Not applicable	201	55.99%
Total	359	



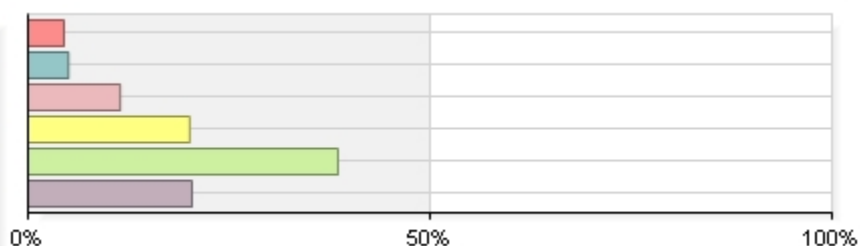
4. Encouraged you to publish/present your work in appropriate public forums

1 Strongly disagree	16	4.46%
2 Disagree	14	3.90%
3 Neither agree nor disagree	38	10.58%
4 Agree	49	13.65%
5 Strongly agree	91	25.35%
6 Not applicable	151	42.06%
Total	359	



5. Is someone you would recommend to other students

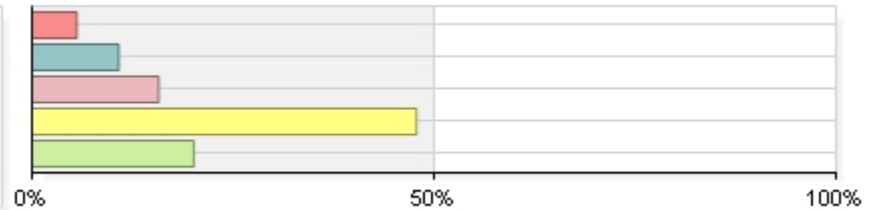
1 Strongly disagree	16	4.47%
2 Disagree	18	5.03%
3 Neither agree nor disagree	41	11.45%
4 Agree	72	20.11%
5 Strongly agree	138	38.55%
6 Not applicable	73	20.39%
Total	358	



To what extent do you agree with the following in reference to your academic program?

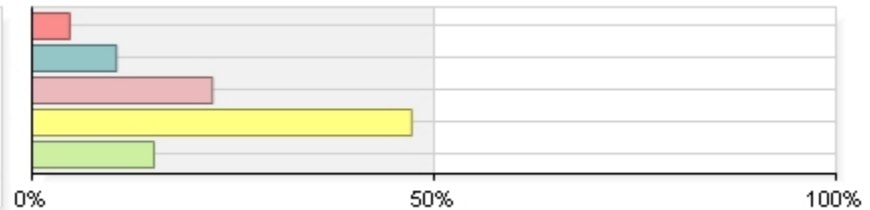
1. Offers courses with adequate frequency/time to complete your program as planned

1 Strongly disagree	19	5.54%
2 Disagree	37	10.79%
3 Neither agree nor disagree	54	15.74%
4 Agree	164	47.81%
5 Strongly agree	69	20.12%
Total	343	



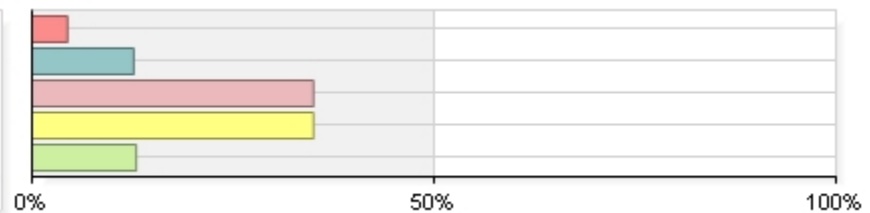
2. Provides adequate career preparation and guidance

1 Strongly disagree	16	4.66%
2 Disagree	36	10.50%
3 Neither agree nor disagree	77	22.45%
4 Agree	162	47.23%
5 Strongly agree	52	15.16%
Total	343	



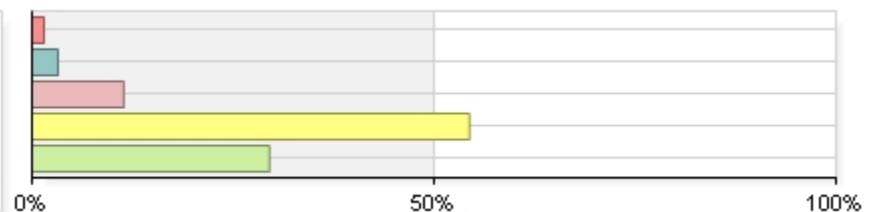
3. Actively helps you find appropriate employment or pursue further study

1 Strongly disagree	15	4.41%
2 Disagree	43	12.65%
3 Neither agree nor disagree	119	35.00%
4 Agree	119	35.00%
5 Strongly agree	44	12.94%
Total	340	



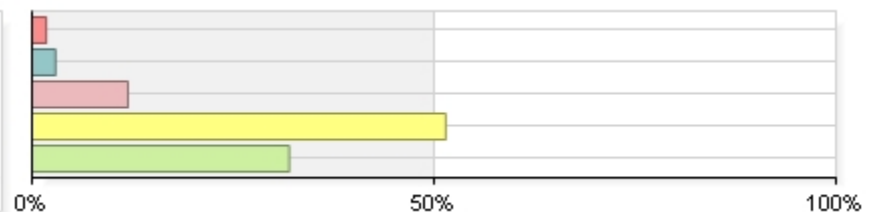
4. Maintains strong academic standards

1 Strongly disagree	5	1.46%
2 Disagree	11	3.22%
3 Neither agree nor disagree	39	11.40%
4 Agree	186	54.39%
5 Strongly agree	101	29.53%
Total	342	



5. Characterized by mutual respect between students and professors

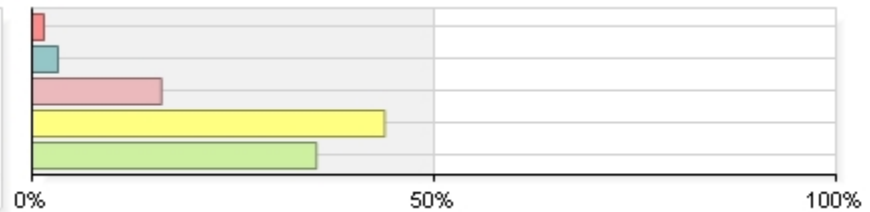
1 Strongly disagree	6	1.74%
2 Disagree	10	2.91%
3 Neither agree nor disagree	41	11.92%
4 Agree	177	51.45%
5 Strongly agree	110	31.98%
Total	344	



To what extent do you agree with the following in reference to your academic program? (continued)

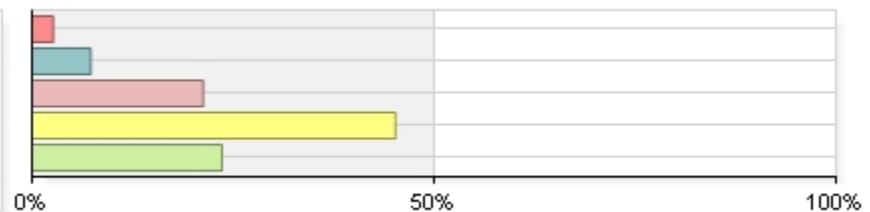
6. Teaches and affirms diversity, equity and social justice

1 Strongly disagree	5	1.46%
2 Disagree	11	3.22%
3 Neither agree nor disagree	55	16.08%
4 Agree	150	43.86%
5 Strongly agree	121	35.38%
Total	342	



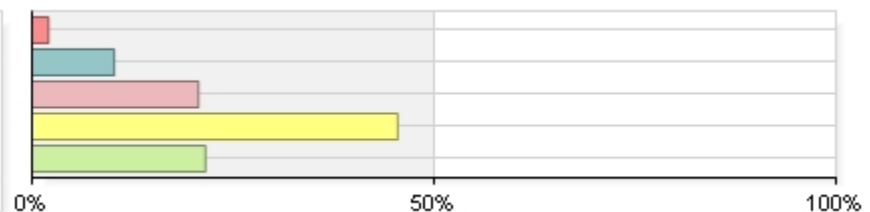
7. Provides adequate opportunities for program-related fieldwork/internship/practicum experiences

1 Strongly disagree	9	2.62%
2 Disagree	25	7.29%
3 Neither agree nor disagree	73	21.28%
4 Agree	155	45.19%
5 Strongly agree	81	23.62%
Total	343	



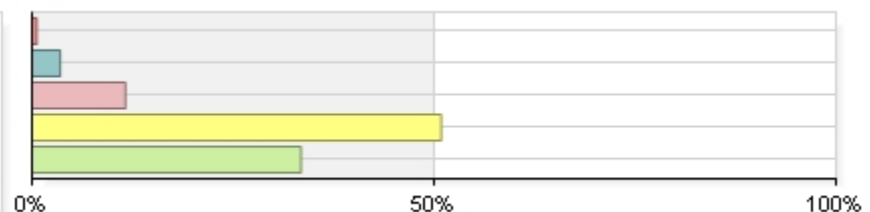
8. Provides opportunities to learn about and apply technologies that you are likely to encounter as a professional

1 Strongly disagree	7	2.04%
2 Disagree	35	10.20%
3 Neither agree nor disagree	71	20.70%
4 Agree	156	45.48%
5 Strongly agree	74	21.57%
Total	343	



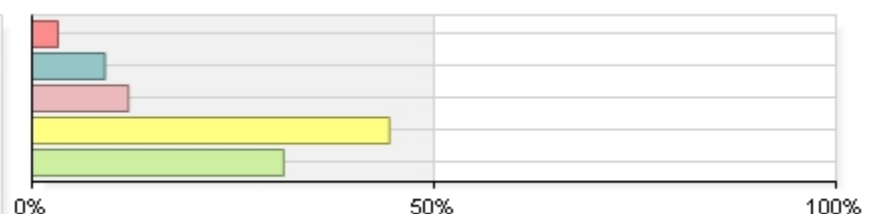
9. Provides exposure to current issues and topics in the field

1 Strongly disagree	2	0.58%
2 Disagree	12	3.49%
3 Neither agree nor disagree	40	11.63%
4 Agree	175	50.87%
5 Strongly agree	115	33.43%
Total	344	



10. Would recommend my academic program to other students

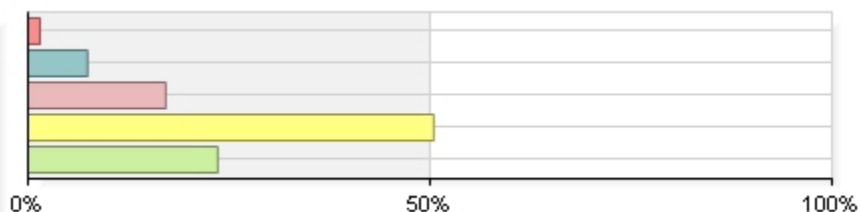
1 Strongly disagree	11	3.22%
2 Disagree	31	9.06%
3 Neither agree nor disagree	41	11.99%
4 Agree	152	44.44%
5 Strongly agree	107	31.29%
Total	342	



To what extent do you agree with the following in reference to the learning outcomes for your academic program:

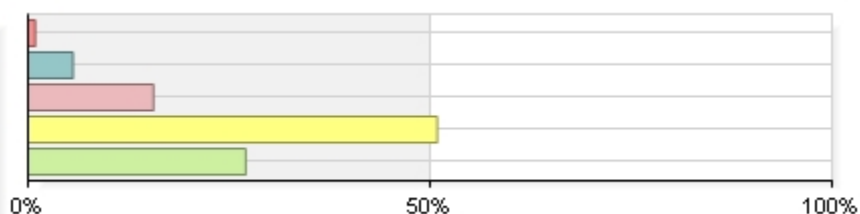
1. Provides adequate opportunities for professional practice & training experiences

1 Strongly disagree	5	1.47%
2 Disagree	25	7.37%
3 Neither agree nor disagree	58	17.11%
4 Agree	171	50.44%
5 Strongly agree	80	23.60%
Total	339	



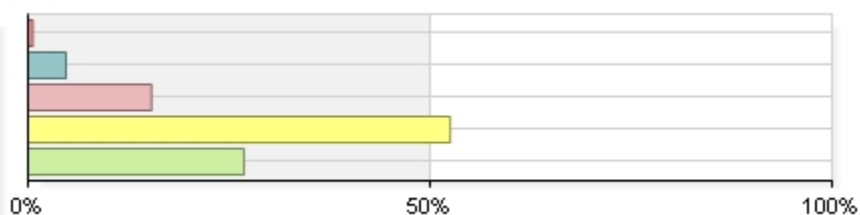
2. Gained foundational knowledge and developed skills to support independent research

1 Strongly disagree	3	0.88%
2 Disagree	19	5.59%
3 Neither agree nor disagree	53	15.59%
4 Agree	173	50.88%
5 Strongly agree	92	27.06%
Total	340	



3. Provides adequate instruction that addresses the distinct body of knowledge for program of study

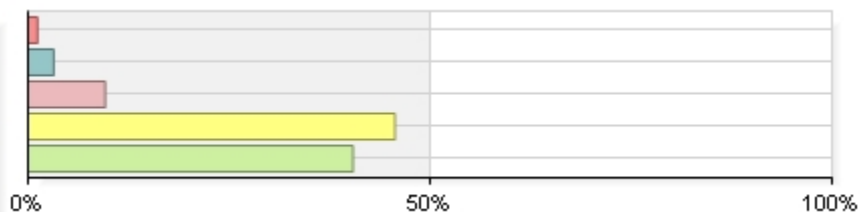
1 Strongly disagree	2	0.59%
2 Disagree	16	4.72%
3 Neither agree nor disagree	52	15.34%
4 Agree	178	52.51%
5 Strongly agree	91	26.84%
Total	339	



To what extent do you agree that your academic program helps in your development of the following?

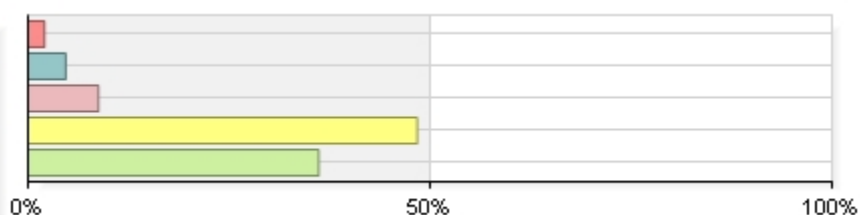
1. Critical thinking and problem-solving skills

1 Strongly disagree	4	1.16%
2 Disagree	11	3.20%
3 Neither agree nor disagree	33	9.59%
4 Agree	157	45.64%
5 Strongly agree	139	40.41%
Total	344	



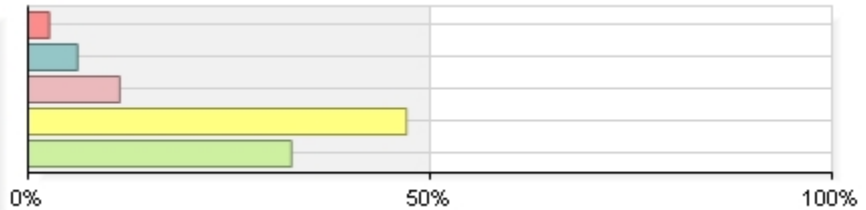
2. Oral and written communication skills

1 Strongly disagree	7	2.04%
2 Disagree	16	4.66%
3 Neither agree nor disagree	30	8.75%
4 Agree	166	48.40%
5 Strongly agree	124	36.15%
Total	343	



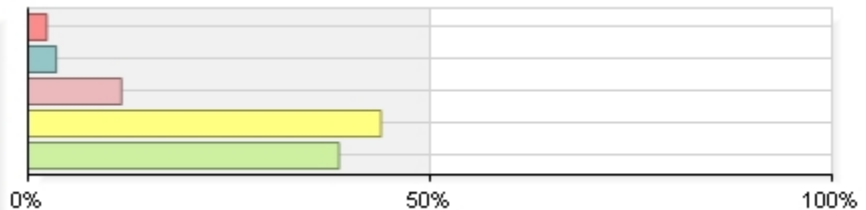
3. Interpersonal skills necessary to serve as an effective professional

1 Strongly disagree	9	2.63%
2 Disagree	21	6.14%
3 Neither agree nor disagree	39	11.40%
4 Agree	161	47.08%
5 Strongly agree	112	32.75%
Total	342	



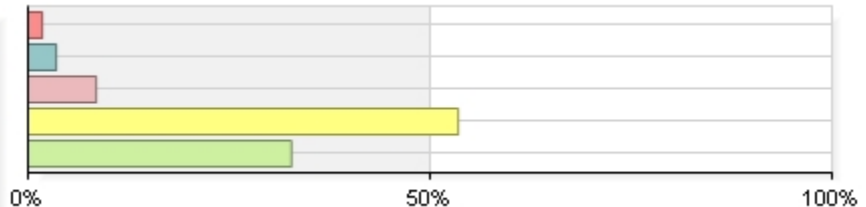
4. A strong sense of social, moral, and ethical responsibilities as they relate to your field of study

1 Strongly disagree	8	2.33%
2 Disagree	12	3.49%
3 Neither agree nor disagree	40	11.63%
4 Agree	151	43.90%
5 Strongly agree	133	38.66%
Total	344	



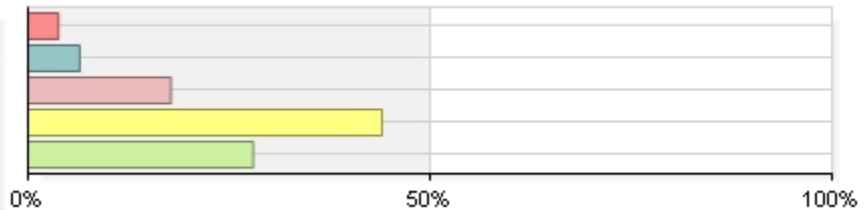
5. Use appropriate methods of inquiry in your field to analyze, understand, and develop effective solutions to problems

1 Strongly disagree	6	1.75%
2 Disagree	12	3.51%
3 Neither agree nor disagree	29	8.48%
4 Agree	183	53.51%
5 Strongly agree	112	32.75%
Total	342	



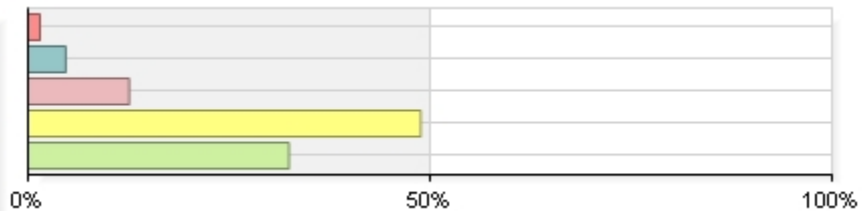
6. Leadership and/or management skills needed in your field of study

1 Strongly disagree	13	3.79%
2 Disagree	22	6.41%
3 Neither agree nor disagree	61	17.78%
4 Agree	151	44.02%
5 Strongly agree	96	27.99%
Total	343	



7. Understanding of the role and impact of the field in a broader societal and global context

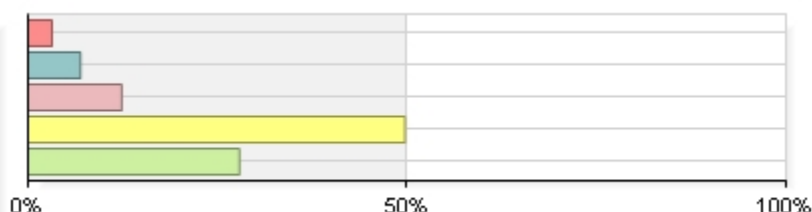
1 Strongly disagree	5	1.46%
2 Disagree	16	4.68%
3 Neither agree nor disagree	43	12.57%
4 Agree	167	48.83%
5 Strongly agree	111	32.46%
Total	342	



Please rate your level of satisfaction specific to your academic program with each of the following.

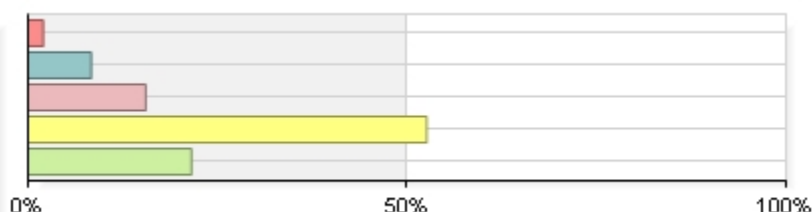
1. Quality of courses

1 Very dissatisfied	11	3.16%
2 Dissatisfied	24	6.90%
3 Neither satisfied nor dissatisfied	43	12.36%
4 Satisfied	173	49.71%
5 Very satisfied	97	27.87%
Total	348	



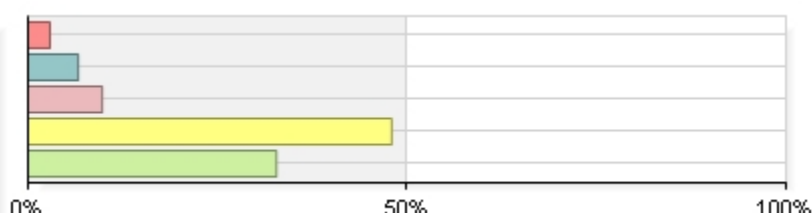
2. Usefulness of texts and course materials

1 Very dissatisfied	7	2.01%
2 Dissatisfied	29	8.33%
3 Neither satisfied nor dissatisfied	54	15.52%
4 Satisfied	183	52.59%
5 Very satisfied	75	21.55%
Total	348	



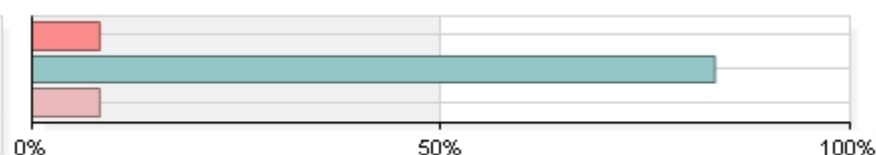
3. Relevance of coursework to expected career

1 Very dissatisfied	10	2.87%
2 Dissatisfied	23	6.61%
3 Neither satisfied nor dissatisfied	34	9.77%
4 Satisfied	167	47.99%
5 Very satisfied	114	32.76%
Total	348	



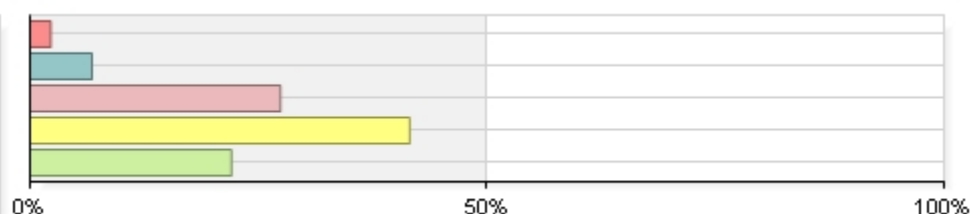
How would you describe your academic program?

1 Too difficult academically	29	8.26%
2 Appropriately challenging	293	83.48%
3 Too easy academically	29	8.26%
Total	351	



Overall experience with your academic program.

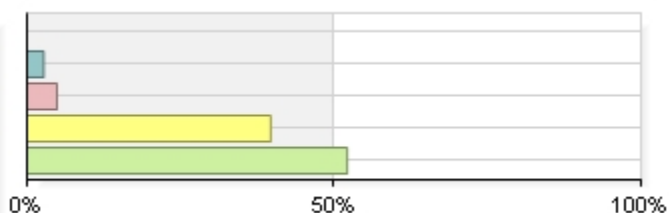
1 Extremely poor	8	2.26%
2 Below average	24	6.78%
3 Average	97	27.40%
4 Above average	147	41.53%
5 Excellent	78	22.03%
Total	354	



For each of the following SIGS PLAN events, please rate how effective you believe each event was in preparing you to be a successful professional or pursue additional education in your field.

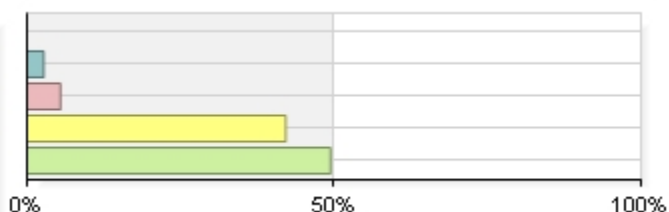
1. Graduate Teaching Assistant (GTA) Academy

1 Not at all effective	2	0.61%
2 Somewhat effective	9	2.73%
3 Very effective	16	4.85%
4 Didn't participate because I didn't know about it	131	39.70%
5 Didn't participate for some other reason	172	52.12%
Total	330	



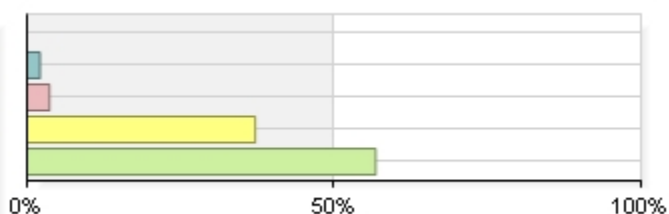
2. Other Teaching Skills Workshops sponsored by SIGS

1 Not at all effective	1	0.30%
2 Somewhat effective	9	2.73%
3 Very effective	18	5.45%
4 Didn't participate because I didn't know about it	139	42.12%
5 Didn't participate for some other reason	163	49.39%
Total	330	



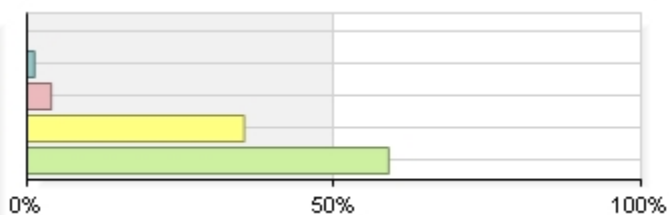
3. Grant Writing Academy

1 Not at all effective	1	0.30%
2 Somewhat effective	7	2.11%
3 Very effective	12	3.63%
4 Didn't participate because I didn't know about it	123	37.16%
5 Didn't participate for some other reason	188	56.80%
Total	331	



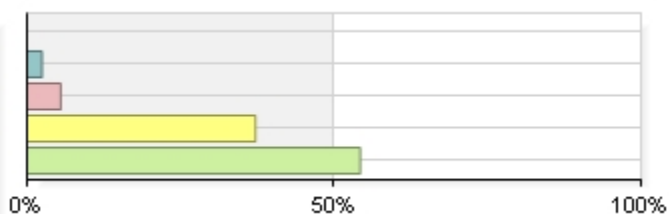
4. Dissertation Writing Retreat

1 Not at all effective	2	0.60%
2 Somewhat effective	4	1.21%
3 Very effective	13	3.93%
4 Didn't participate because I didn't know about it	117	35.35%
5 Didn't participate for some other reason	195	58.91%
Total	331	



5. Other Writing Workshops sponsored by SIGS

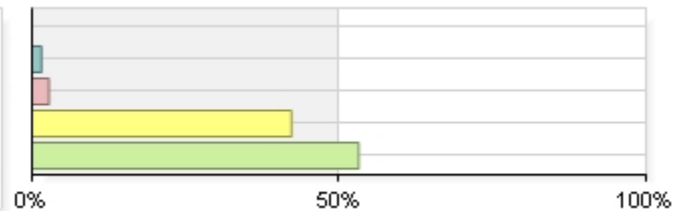
1 Not at all effective	2	0.61%
2 Somewhat effective	8	2.44%
3 Very effective	18	5.49%
4 Didn't participate because I didn't know about it	122	37.20%
5 Didn't participate for some other reason	178	54.27%
Total	328	



For each of the following SIGS PLAN events, please rate how effective you believe each event was in preparing you to be a successful professional or pursue additional education in your field. (continued)

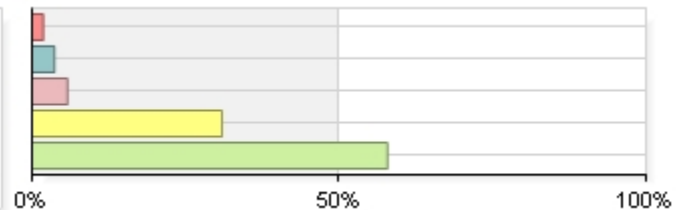
6. Entrepreneurship Academy

1 Not at all effective	1	0.30%
2 Somewhat effective	5	1.52%
3 Very effective	9	2.74%
4 Didn't participate because I didn't know about it	139	42.25%
5 Didn't participate for some other reason	175	53.19%
Total	329	



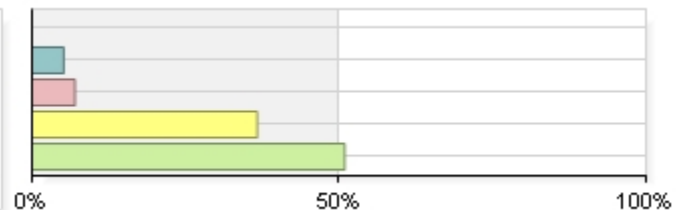
7. Job Search and Career Workshops

1 Not at all effective	6	1.82%
2 Somewhat effective	12	3.64%
3 Very effective	19	5.76%
4 Didn't participate because I didn't know about it	102	30.91%
5 Didn't participate for some other reason	191	57.88%
Total	330	



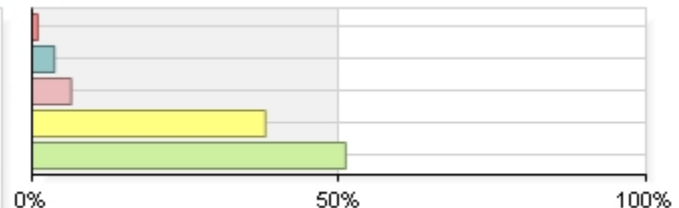
8. Other Professional Development Workshops sponsored by SIGS

1 Not at all effective	1	0.30%
2 Somewhat effective	17	5.15%
3 Very effective	23	6.97%
4 Didn't participate because I didn't know about it	121	36.67%
5 Didn't participate for some other reason	168	50.91%
Total	330	



9. Other Professional Development Opportunities such as one-on-one consultations, customized workshops, social events, or brown bag/breakfast series sponsored by SIGS

1 Not at all effective	3	0.91%
2 Somewhat effective	12	3.65%
3 Very effective	21	6.38%
4 Didn't participate because I didn't know about it	125	37.99%
5 Didn't participate for some other reason	168	51.06%
Total	329	



What other professional development programs sponsored by the School of Interdisciplinary & Graduate Studies (SIGS) did you participate in?

Comments

various plan workshops and one-on-one consultations with Michelle Rodems (she is fantastic and a true asset to UofL's graduate students)

N`- not advertised to law students that I know of.

None. I didn't know SIGS had any special programs.

None

STEM Mini GTA Academy

None

na

Comments
n`
Resume preparing
Womens MBA
signed up for some in the future, but have not yet attended
N`
Endnote 101, how to write a literature review, how to search articles, how to be searchable
Being searchable online: developing a professional website
Was not able to participate in any of the SIGS opportunities because of my full-time job.
None
Publication Academy - Very Effective
none
I haven't being able to participate in the programs given time constrains
none
None. I'm a distance learning student.
A resume assistance forum b, it was offered online and I am an online student
None
none
IRB
Guest Lecture
How to use Endnote. It was useful.
The writing center
none
None
None. Not aware of any.
none
Didn't have time. Instructors didn't respect student time, assigned too much work without guidance
Orientation
I conduct research abroad and was not available for most SIGS programs.
n`
SPAD Association
None
I really enjoyed the summer Mini-STEM Teaching Academy in 2015.
N`
The Law School's Office of Professional Development and Student Bar Association regularly held events such as attorney speakers, panels, information sessions, and mock interviews. I am unsure if they are sponsored by SIGS or exclusively handled by law school staff.
None
NA
n`
none
None.
I did not know this existed
Backwards Planning-excellent!

Comments

Online teaching

Because I don't live in or near Louisville, and have a regular job, the times for the events were during the work day and rarely if at all was I able to participate in ANY of the workshops and development opportunities. These professional development programs need to accommodate graduate students that do not live on campus or those of us that are already working professionally and can't attend workshops during the day. I would suggest online recordings of the workshops and a way for us to ask questions about them. I have been very dissatisfied with the lack of support for non-traditional students

I just want to say that the music school is amazing. [REDACTED]
[REDACTED]
[REDACTED]

I did not participate

None

None

N'

N'. I'm enrolled in a 100% online program.

None

none

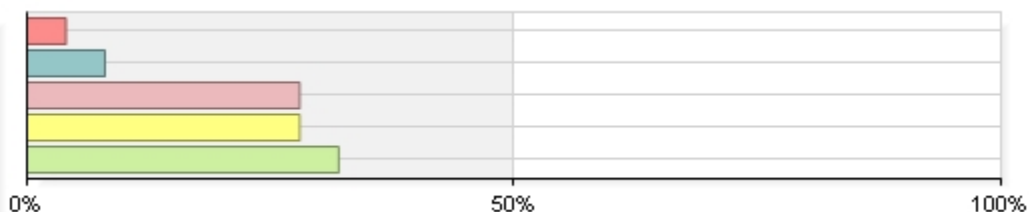
none

n'

Please rate the quality of the following areas:

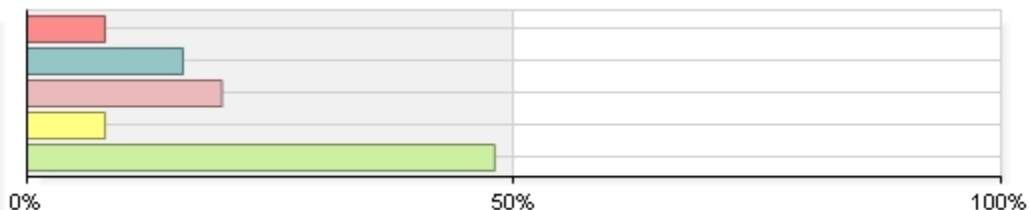
1. Student Records Office

1 Poor	1	4.00%
2 Fair	2	8.00%
3 Good	7	28.00%
4 Very good	7	28.00%
5 Excellent	8	32.00%
Total	25	



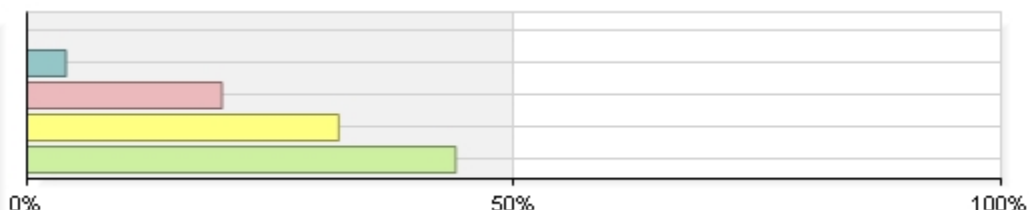
2. Professional Development/Public Services Offices

1 Poor	2	8.00%
2 Fair	4	16.00%
3 Good	5	20.00%
4 Very good	2	8.00%
5 Excellent	12	48.00%
Total	25	



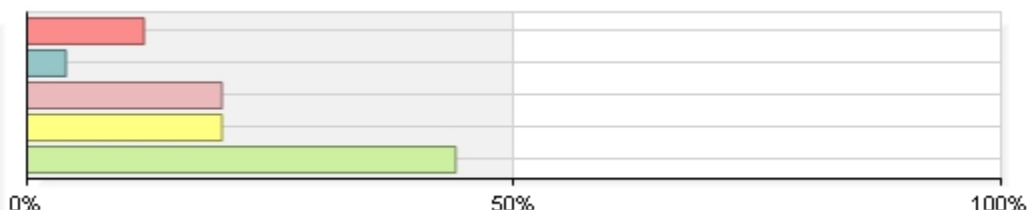
3. Law Resource Center Staff

1 Poor	0	0.00%
2 Fair	1	4.00%
3 Good	5	20.00%
4 Very good	8	32.00%
5 Excellent	11	44.00%
Total	25	



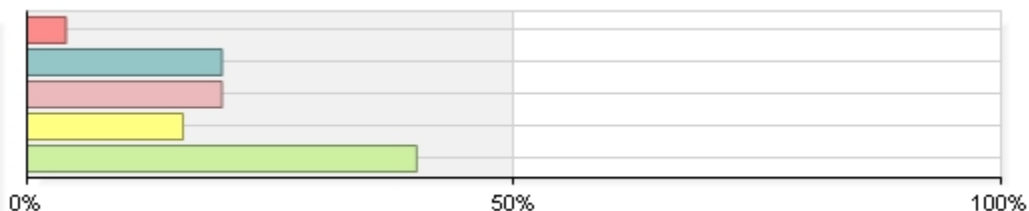
4. Information Technology Offices

1 Poor	3	12.00%
2 Fair	1	4.00%
3 Good	5	20.00%
4 Very good	5	20.00%
5 Excellent	11	44.00%
Total	25	



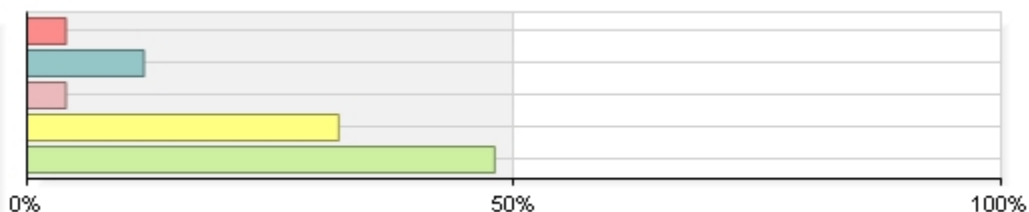
5. Academic Success Office

1 Poor	1	4.00%
2 Fair	5	20.00%
3 Good	5	20.00%
4 Very good	4	16.00%
5 Excellent	10	40.00%
Total	25	



6. Law Library

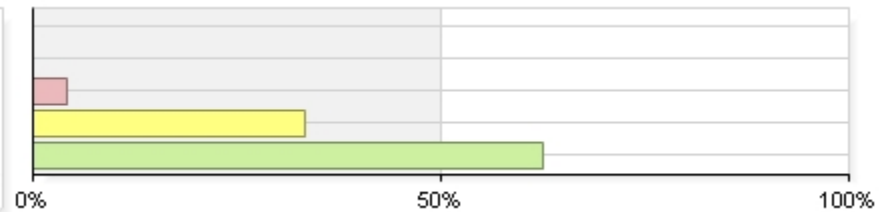
1 Poor	1	4.00%
2 Fair	3	12.00%
3 Good	1	4.00%
4 Very good	8	32.00%
5 Excellent	12	48.00%
Total	25	



Please rate your agreement with the following about the J.D. Program:

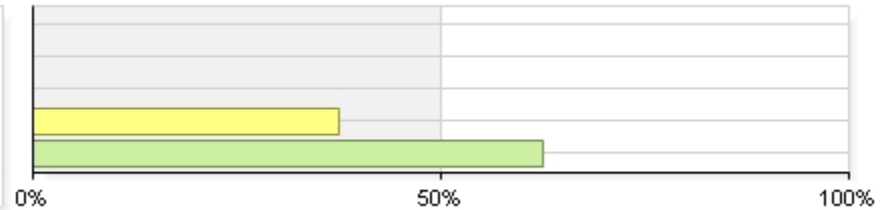
1. Helps you develop a strong understanding of legal doctrine, theories and processes

1 Strongly disagree	0	0.00%
2 Disagree	0	0.00%
3 Neither agree nor disagree	1	4.17%
4 Agree	8	33.33%
5 Strongly agree	15	62.50%
Total	24	



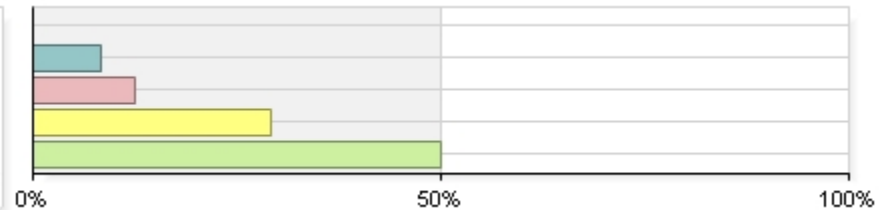
2. Teaches you to analyze, understand, and develop logical solutions to legal problems

1 Strongly disagree	0	0.00%
2 Disagree	0	0.00%
3 Neither agree nor disagree	0	0.00%
4 Agree	9	37.50%
5 Strongly agree	15	62.50%
Total	24	



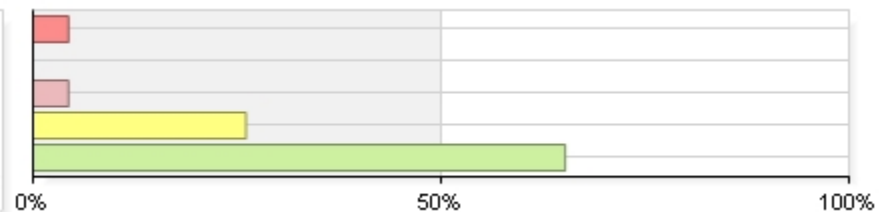
3. Provides you with opportunities for exposure to management skills relevant to the legal profession

1 Strongly disagree	0	0.00%
2 Disagree	2	8.33%
3 Neither agree nor disagree	3	12.50%
4 Agree	7	29.17%
5 Strongly agree	12	50.00%
Total	24	



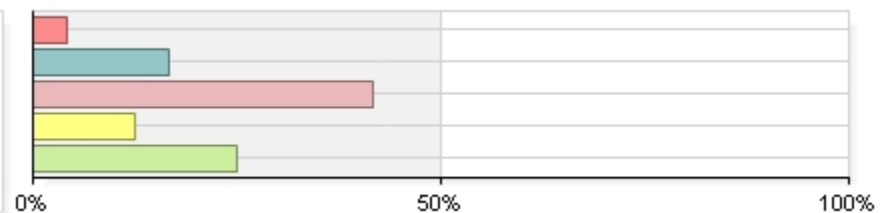
4. Exposes you to meaningful public service opportunities

1 Strongly disagree	1	4.35%
2 Disagree	0	0.00%
3 Neither agree nor disagree	1	4.35%
4 Agree	6	26.09%
5 Strongly agree	15	65.22%
Total	23	



5. Exposes you to international legal systems and issues

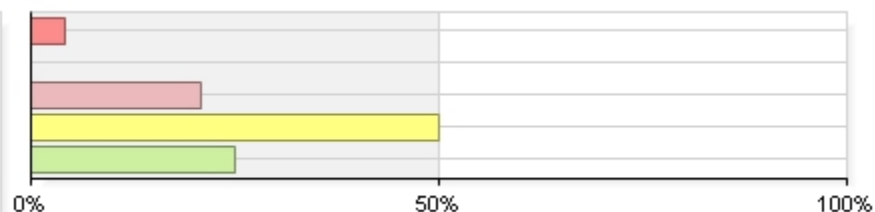
1 Strongly disagree	1	4.17%
2 Disagree	4	16.67%
3 Neither agree nor disagree	10	41.67%
4 Agree	3	12.50%
5 Strongly agree	6	25.00%
Total	24	



Please rate your agreement with the following about the J.D. Program: (continued)

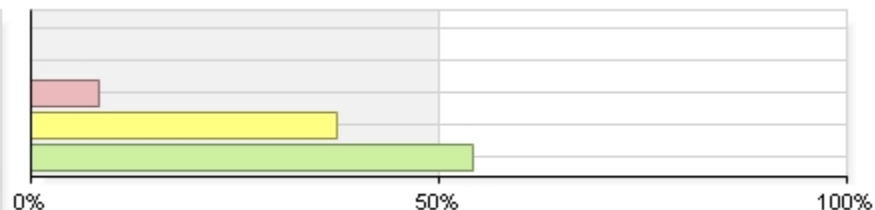
6. Provides you with sufficient opportunities for interdisciplinary study

1 Strongly disagree	1	4.17%
2 Disagree	0	0.00%
3 Neither agree nor disagree	5	20.83%
4 Agree	12	50.00%
5 Strongly agree	6	25.00%
Total	24	



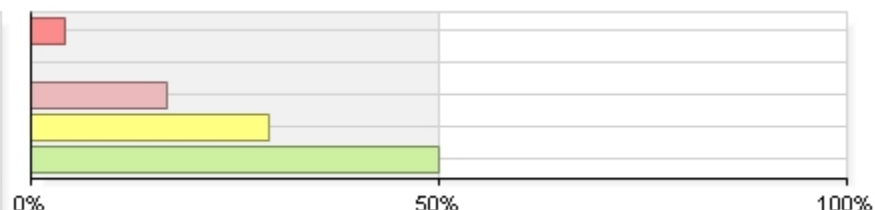
7. Provides you with opportunities to develop practical lawyering skills

1 Strongly disagree	0	0.00%
2 Disagree	0	0.00%
3 Neither agree nor disagree	2	8.33%
4 Agree	9	37.50%
5 Strongly agree	13	54.17%
Total	24	



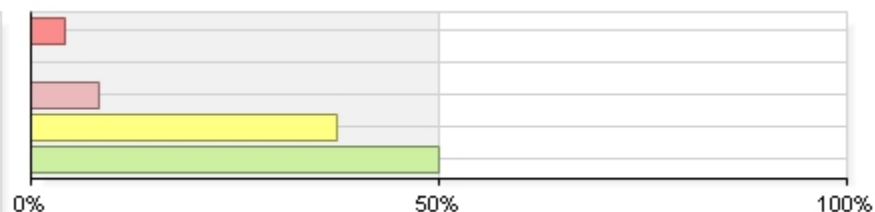
8. Effective in helping you prepare for the bar examination

1 Strongly disagree	1	4.17%
2 Disagree	0	0.00%
3 Neither agree nor disagree	4	16.67%
4 Agree	7	29.17%
5 Strongly agree	12	50.00%
Total	24	



9. Effective in helping you to become a successful member of the legal profession

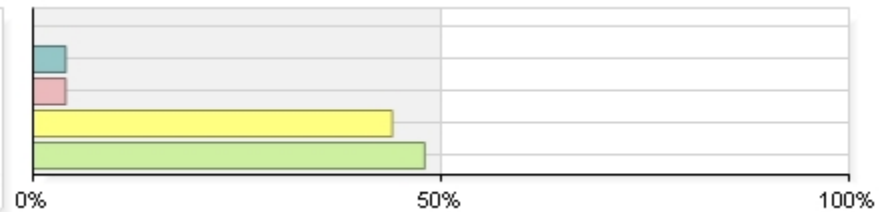
1 Strongly disagree	1	4.17%
2 Disagree	0	0.00%
3 Neither agree nor disagree	2	8.33%
4 Agree	9	37.50%
5 Strongly agree	12	50.00%
Total	24	



Please rate your agreement with the following:

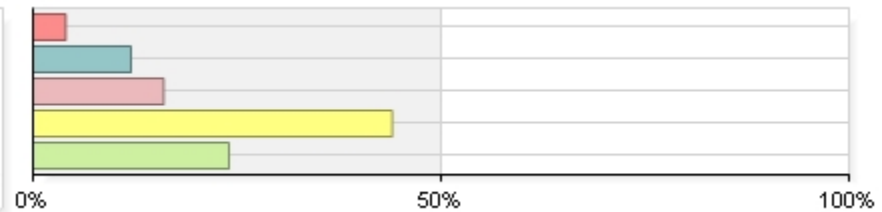
1. The Louisville area provides a good environment for the study of law

1 Strongly disagree	0	0.00%
2 Disagree	1	4.00%
3 Neither agree nor disagree	1	4.00%
4 Agree	11	44.00%
5 Strongly agree	12	48.00%
Total	25	



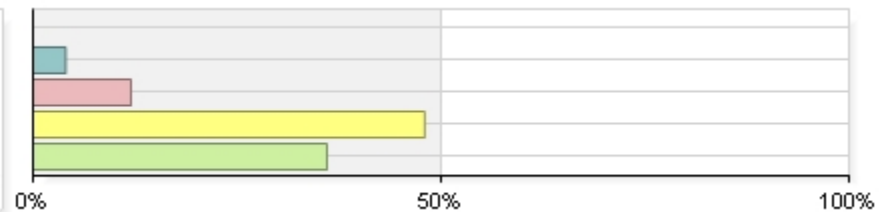
2. The hardware and computing resources in the law school computing labs are well maintained and updated to meet my needs to complete assignments

1 Strongly disagree	1	4.00%
2 Disagree	3	12.00%
3 Neither agree nor disagree	4	16.00%
4 Agree	11	44.00%
5 Strongly agree	6	24.00%
Total	25	



3. There are enough computers available in the law school computing labs to meet my needs to complete assignments

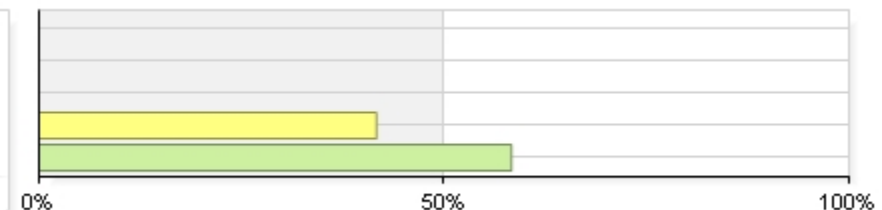
1 Strongly disagree	0	0.00%
2 Disagree	1	4.00%
3 Neither agree nor disagree	3	12.00%
4 Agree	12	48.00%
5 Strongly agree	9	36.00%
Total	25	



Please rate your agreement with the following regarding the J.D. Program:

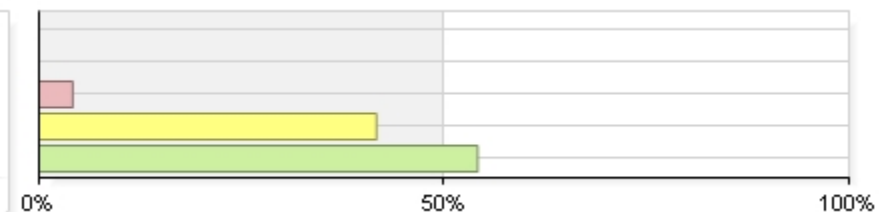
1. Effective in helping you become competent in the knowledge and understanding of the law

1 Strongly Disagree	0	0.00%
2 Disagree	0	0.00%
3 Neither Agree nor Disagree	0	0.00%
4 Agree	10	41.67%
5 Strongly Agree	14	58.33%
Total	24	



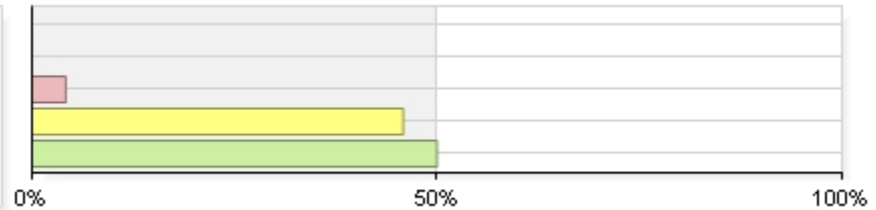
2. Effective in helping you become competent in legal analysis and reasoning

1 Strongly Disagree	0	0.00%
2 Disagree	0	0.00%
3 Neither Agree nor Disagree	1	4.17%
4 Agree	10	41.67%
5 Strongly Agree	13	54.17%
Total	24	



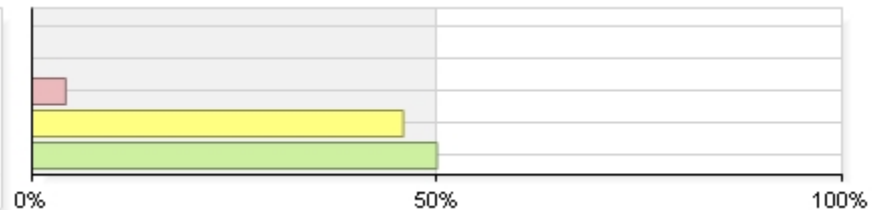
3. Effective in helping you become competent in legal research

1 Strongly Disagree	0	0.00%
2 Disagree	0	0.00%
3 Neither Agree nor Disagree	1	4.17%
4 Agree	11	45.83%
5 Strongly Agree	12	50.00%
Total	24	



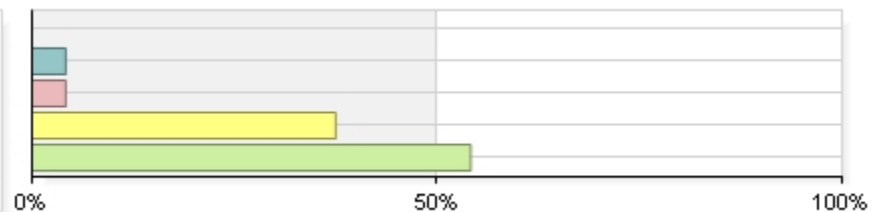
4. Effective in helping you become competent in problem-solving

1 Strongly Disagree	0	0.00%
2 Disagree	0	0.00%
3 Neither Agree nor Disagree	1	4.17%
4 Agree	11	45.83%
5 Strongly Agree	12	50.00%
Total	24	



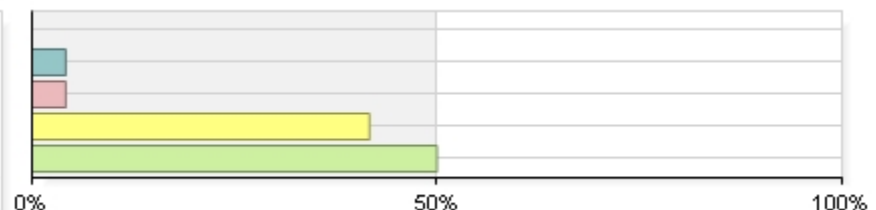
5. Effective in helping you become competent in written and oral communication in the legal context

1 Strongly Disagree	0	0.00%
2 Disagree	1	4.17%
3 Neither Agree nor Disagree	1	4.17%
4 Agree	9	37.50%
5 Strongly Agree	13	54.17%
Total	24	



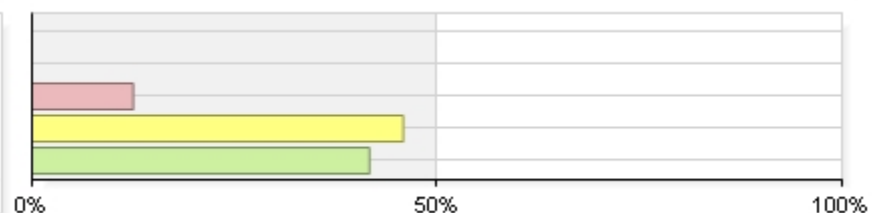
6. Effective in helping you become competent in the exercise of proper professional and ethical responsibilities to clients and the legal system

1 Strongly Disagree	0	0.00%
2 Disagree	1	4.17%
3 Neither Agree nor Disagree	1	4.17%
4 Agree	10	41.67%
5 Strongly Agree	12	50.00%
Total	24	



7. Effective in helping you become competent in other professional skills needed for ethical participation as a member of the legal profession

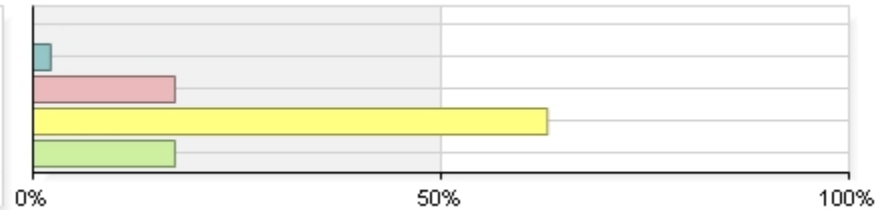
1 Strongly Disagree	0	0.00%
2 Disagree	0	0.00%
3 Neither Agree nor Disagree	3	12.50%
4 Agree	11	45.83%
5 Strongly Agree	10	41.67%
Total	24	



Please rate your agreement with the following statements regarding technology:

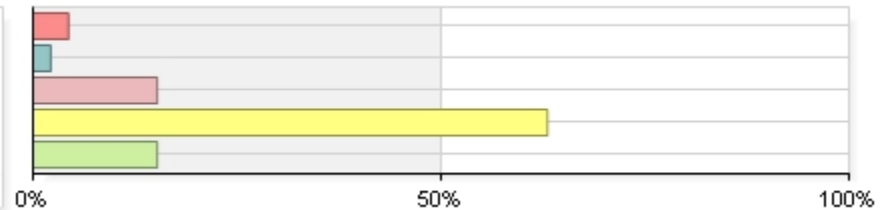
1. I consider myself a skilled technology user

1 Strongly disagree	0	0.00%
2 Disagree	1	2.17%
3 Neither agree nor disagree	8	17.39%
4 Agree	29	63.04%
5 Strongly agree	8	17.39%
Total	46	



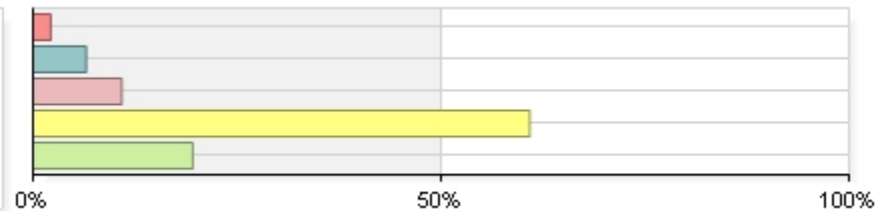
2. Classroom technology provided has been useful

1 Strongly disagree	2	4.35%
2 Disagree	1	2.17%
3 Neither agree nor disagree	7	15.22%
4 Agree	29	63.04%
5 Strongly agree	7	15.22%
Total	46	



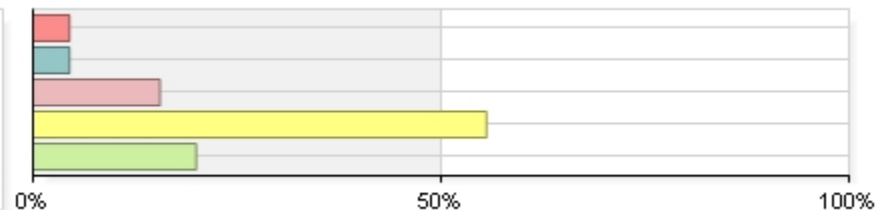
3. Student-use technology provided has been useful

1 Strongly disagree	1	2.17%
2 Disagree	3	6.52%
3 Neither agree nor disagree	5	10.87%
4 Agree	28	60.87%
5 Strongly agree	9	19.57%
Total	46	



4. Support for students using technology has been adequate

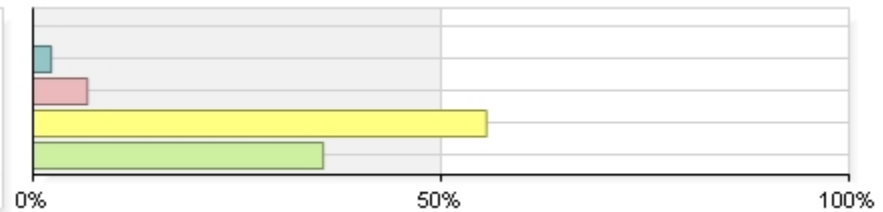
1 Strongly disagree	2	4.44%
2 Disagree	2	4.44%
3 Neither agree nor disagree	7	15.56%
4 Agree	25	55.56%
5 Strongly agree	9	20.00%
Total	45	



**Please rate your agreement with the following statements regarding technology:
(continued)**

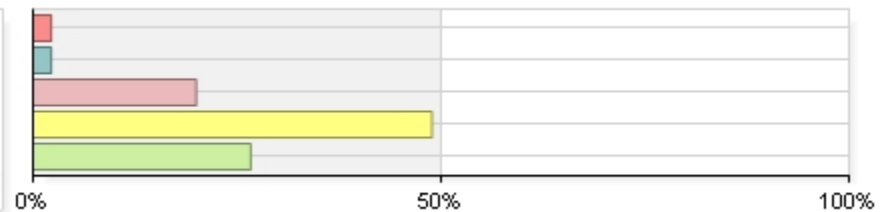
5. Technology is important to my learning as a student

1 Strongly disagree	0	0.00%
2 Disagree	1	2.22%
3 Neither agree nor disagree	3	6.67%
4 Agree	25	55.56%
5 Strongly agree	16	35.56%
Total	45	



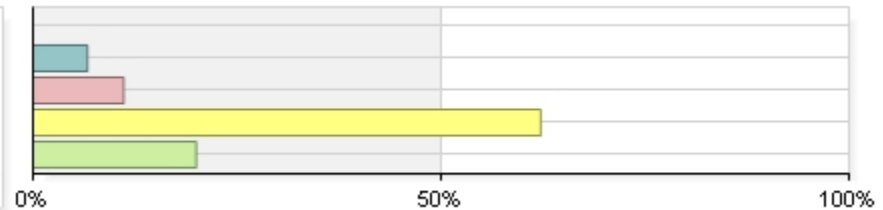
6. The hardware and computing resources are well maintained and updated to meet my needs to complete assignments

1 Strongly disagree	1	2.22%
2 Disagree	1	2.22%
3 Neither agree nor disagree	9	20.00%
4 Agree	22	48.89%
5 Strongly agree	12	26.67%
Total	45	



7. There are enough computers available to meet my needs to complete assignments

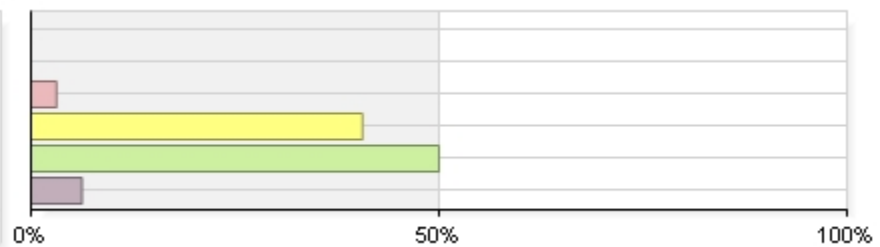
1 Strongly disagree	0	0.00%
2 Disagree	3	6.67%
3 Neither agree nor disagree	5	11.11%
4 Agree	28	62.22%
5 Strongly agree	9	20.00%
Total	45	



Based upon your experience in the M.D. program, please indicate your agreement or disagreement with the statements below:

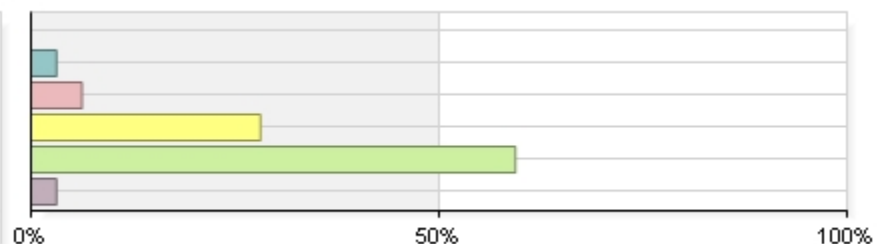
1. The clinical application of basic science material is emphasized in the first two years of medical school

1 Strongly disagree	0	0.00%
2 Disagree	0	0.00%
3 Neither agree nor disagree	1	3.13%
4 Agree	13	40.63%
5 Strongly agree	16	50.00%
6 Not applicable/Don't know	2	6.25%
Total	32	



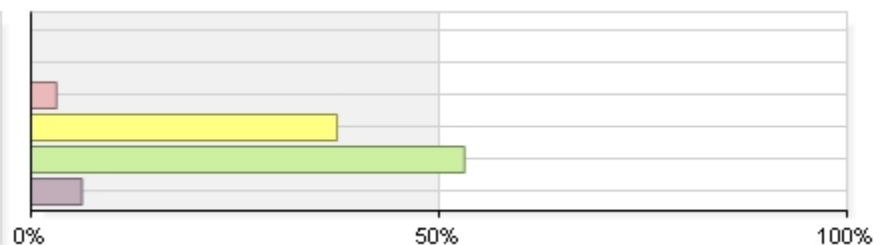
2. I have enjoyed medicine as a field of study

1 Strongly disagree	0	0.00%
2 Disagree	1	3.13%
3 Neither agree nor disagree	2	6.25%
4 Agree	9	28.13%
5 Strongly agree	19	59.38%
6 Not applicable/Don't know	1	3.13%
Total	32	



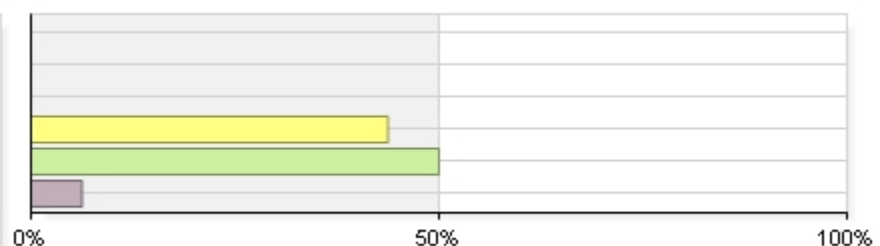
3. The first two years of the program provided me with opportunities to work as a team with my classmates

1 Strongly disagree	0	0.00%
2 Disagree	0	0.00%
3 Neither agree nor disagree	1	3.13%
4 Agree	12	37.50%
5 Strongly agree	17	53.13%
6 Not applicable/Don't know	2	6.25%
Total	32	



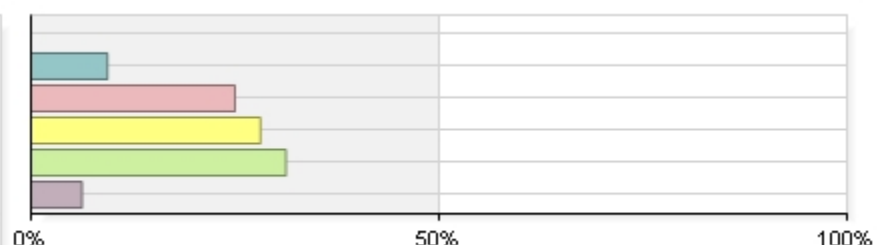
4. The first two years of the program helped me develop a strong sense of social, moral, and ethical responsibility as it relates to the practice of medicine

1 Strongly disagree	0	0.00%
2 Disagree	0	0.00%
3 Neither agree nor disagree	0	0.00%
4 Agree	14	43.75%
5 Strongly agree	16	50.00%
6 Not applicable/Don't know	2	6.25%
Total	32	



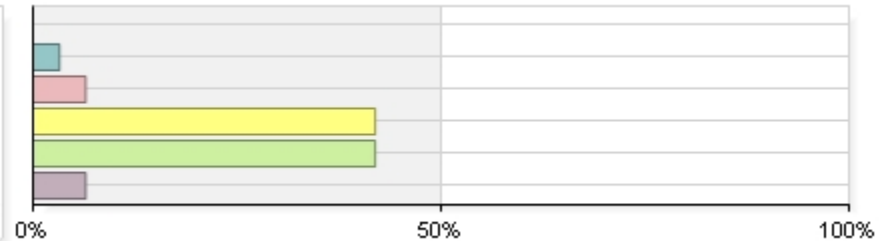
5. The first two years of the program provided me with opportunities to understand many of the technologies that I will apply in the last two years

1 Strongly disagree	0	0.00%
2 Disagree	3	9.38%
3 Neither agree nor disagree	8	25.00%
4 Agree	9	28.13%
5 Strongly agree	10	31.25%
6 Not applicable/Don't know	2	6.25%
Total	32	



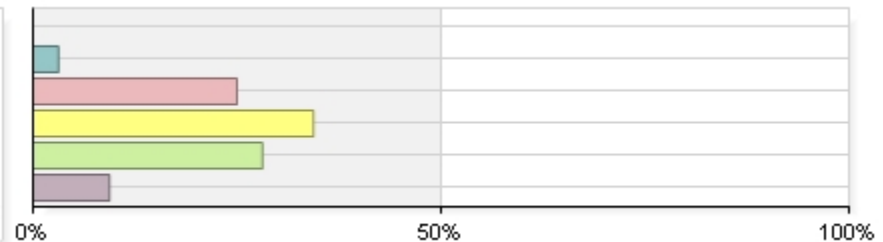
6. The first two years of the program exposed me to current issues in the medical field

1 Strongly disagree	0	0.00%
2 Disagree	1	3.23%
3 Neither agree nor disagree	2	6.45%
4 Agree	13	41.94%
5 Strongly agree	13	41.94%
6 Not applicable/Don't know	2	6.45%
Total	31	



7. The first two years of the program provided me with adequate opportunities for patient interaction in preparation for the last two years

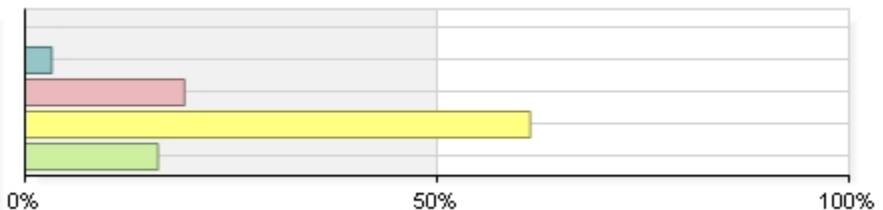
1 Strongly disagree	0	0.00%
2 Disagree	1	3.13%
3 Neither agree nor disagree	8	25.00%
4 Agree	11	34.38%
5 Strongly agree	9	28.13%
6 Not applicable/Don't know	3	9.38%
Total	32	



Please indicate the importance of the following courses in preparing you for the third and fourth years of medical school:

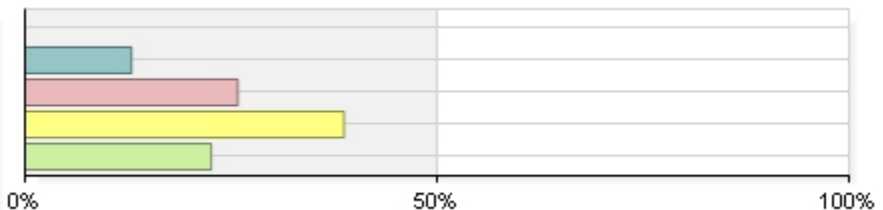
1. Gross Anatomy

1 Extremely unimportant	0	0.00%
2 Unimportant	1	3.23%
3 Neutral	6	19.35%
4 Extremely important	19	61.29%
5 Not applicable/Don't know	5	16.13%
Total	31	



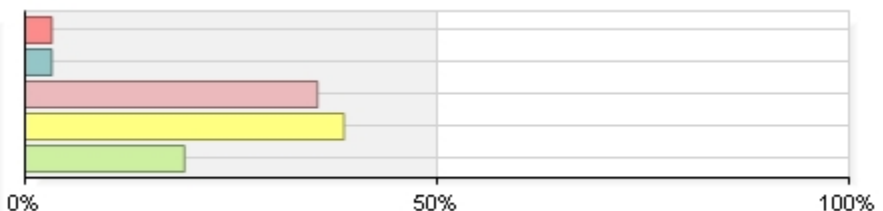
2. Microscopic Anatomy

1 Extremely unimportant	0	0.00%
2 Unimportant	4	12.90%
3 Neutral	8	25.81%
4 Extremely important	12	38.71%
5 Not applicable/Don't know	7	22.58%
Total	31	



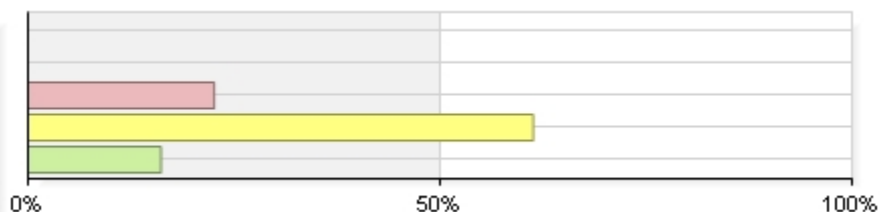
3. Embryology

1 Extremely unimportant	1	3.23%
2 Unimportant	1	3.23%
3 Neutral	11	35.48%
4 Extremely important	12	38.71%
5 Not applicable/Don't know	6	19.35%
Total	31	



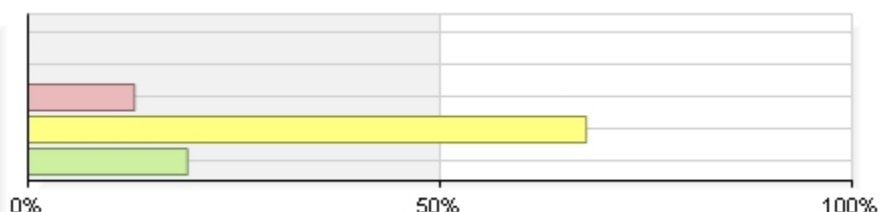
4. Genetics & Molecular Medicine

1 Extremely unimportant	0	0.00%
2 Unimportant	0	0.00%
3 Neutral	7	22.58%
4 Extremely important	19	61.29%
5 Not applicable/Don't know	5	16.13%
Total	31	



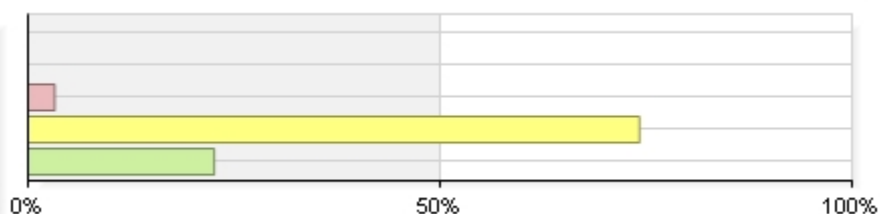
5. Neuroscience

1 Extremely unimportant	0	0.00%
2 Unimportant	0	0.00%
3 Neutral	4	12.90%
4 Extremely important	21	67.74%
5 Not applicable/Don't know	6	19.35%
Total	31	



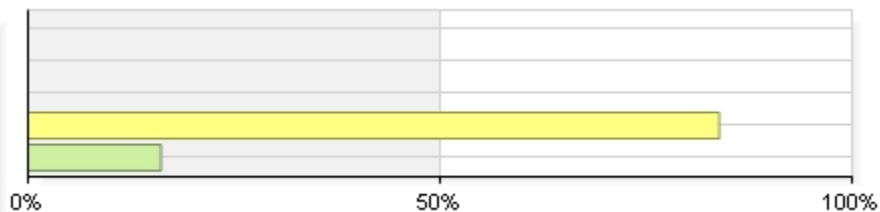
6. Physiology

1 Extremely unimportant	0	0.00%
2 Unimportant	0	0.00%
3 Neutral	1	3.23%
4 Extremely important	23	74.19%
5 Not applicable/Don't know	7	22.58%
Total	31	



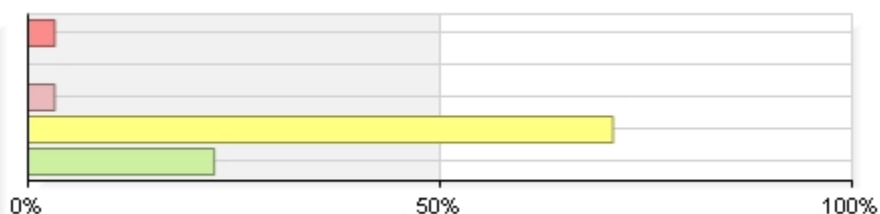
7. Microbiology & Immunology

1 Extremely unimportant	0	0.00%
2 Unimportant	0	0.00%
3 Neutral	0	0.00%
4 Extremely important	26	83.87%
5 Not applicable/Don't know	5	16.13%
Total	31	



8. Pharmacology

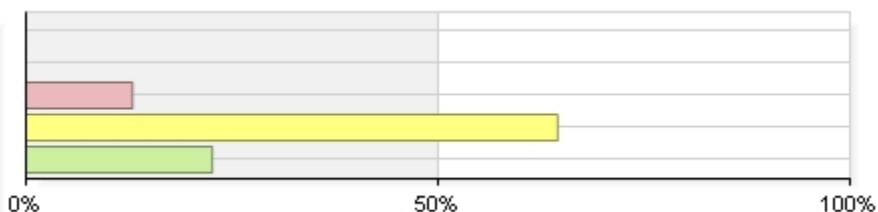
1 Extremely unimportant	1	3.23%
2 Unimportant	0	0.00%
3 Neutral	1	3.23%
4 Extremely important	22	70.97%
5 Not applicable/Don't know	7	22.58%
Total	31	



Please indicate the importance of the following courses in preparing you for the third and fourth years of medical school: (continued)

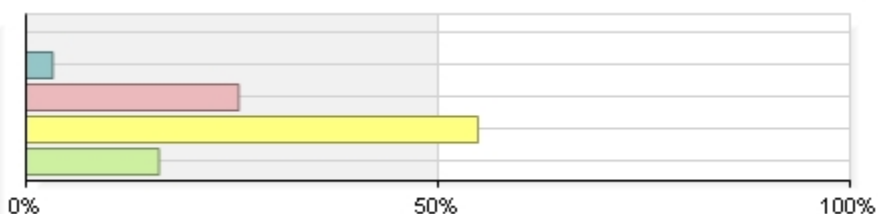
9. Clinical Neuroscience

1 Extremely unimportant	0	0.00%
2 Unimportant	0	0.00%
3 Neutral	4	12.90%
4 Extremely important	20	64.52%
5 Not applicable/Don't know	7	22.58%
Total	31	



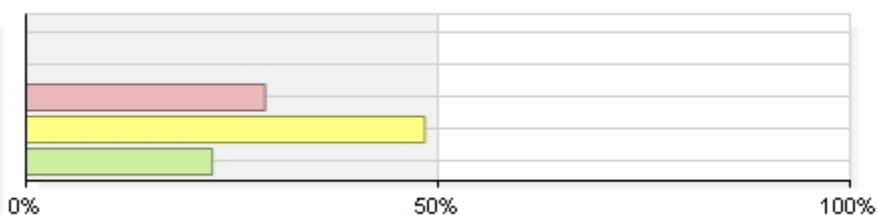
10. ICM I

1 Extremely unimportant	0	0.00%
2 Unimportant	1	3.23%
3 Neutral	8	25.81%
4 Extremely important	17	54.84%
5 Not applicable/Don't know	5	16.13%
Total	31	



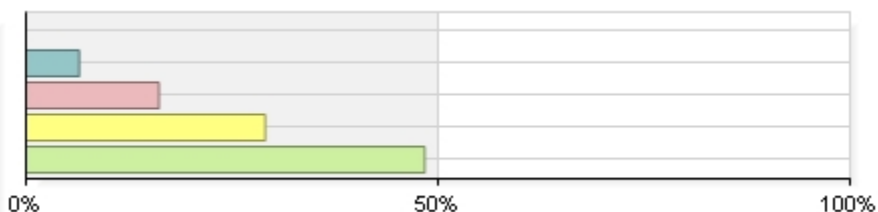
11. ICM II

1 Extremely unimportant	0	0.00%
2 Unimportant	0	0.00%
3 Neutral	9	29.03%
4 Extremely important	15	48.39%
5 Not applicable/Don't know	7	22.58%
Total	31	



12. Electives

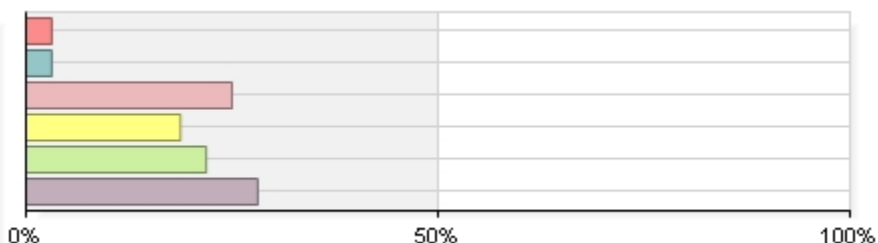
1 Extremely unimportant	0	0.00%
2 Unimportant	2	6.45%
3 Neutral	5	16.13%
4 Extremely important	9	29.03%
5 Not applicable/Don't know	15	48.39%
Total	31	



Please rate your overall impression of the M.D. Program:

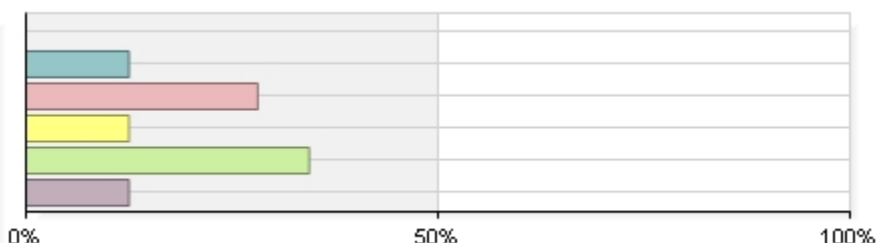
1. Overall effectiveness of the courses in the first two years to prepare you for the last two years of the M.D. program

1 Extremely poor	1	3.13%
2 Below average	1	3.13%
3 Average	8	25.00%
4 Above average	6	18.75%
5 Excellent	7	21.88%
6 Not applicable/Don't know	9	28.13%
Total	32	



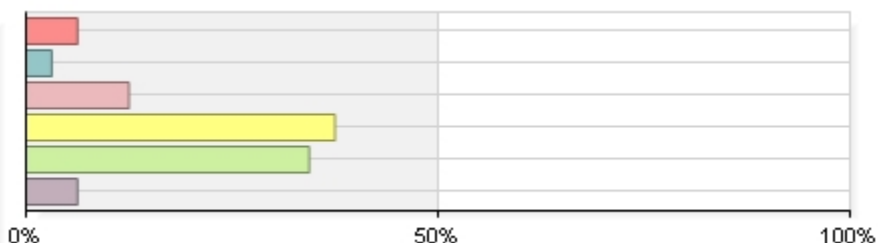
2. Overall impression of the first two years of the program

1 Extremely poor	0	0.00%
2 Below average	4	12.50%
3 Average	9	28.13%
4 Above average	4	12.50%
5 Excellent	11	34.38%
6 Not applicable/Don't know	4	12.50%
Total	32	



3. Likelihood that you would recommend the M.D. program to a friend or family member

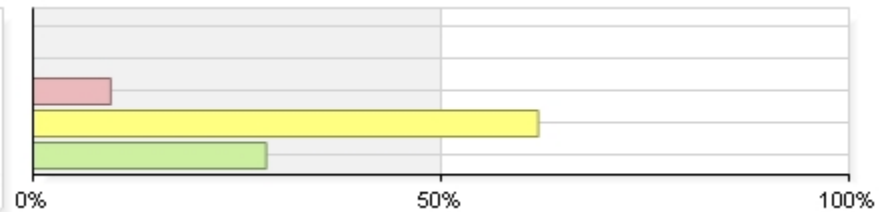
1 Extremely poor	2	6.25%
2 Below average	1	3.13%
3 Average	4	12.50%
4 Above average	12	37.50%
5 Excellent	11	34.38%
6 Not applicable/Don't know	2	6.25%
Total	32	



Please rate your agreement with the following:

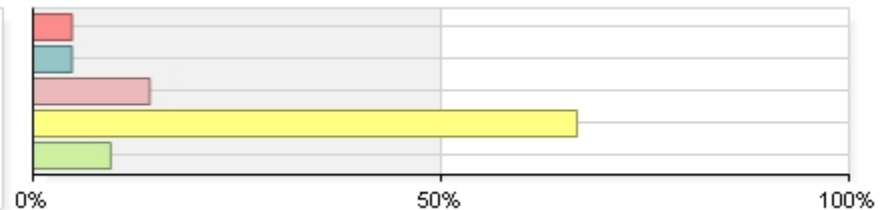
1. Understand the objectives of the program

1 Strongly disagree	0	0.00%
2 Disagree	0	0.00%
3 Neither agree nor disagree	2	9.52%
4 Agree	13	61.90%
5 Strongly agree	6	28.57%
Total	21	



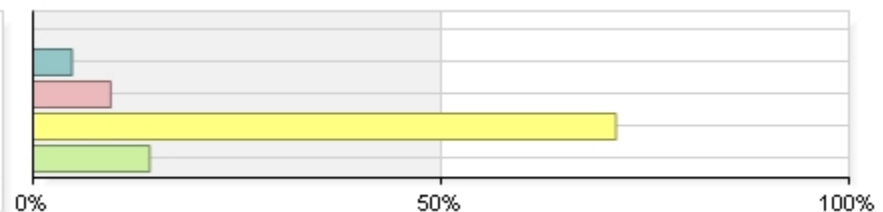
2. Have a good understanding of what was expected of you

1 Strongly disagree	1	4.76%
2 Disagree	1	4.76%
3 Neither agree nor disagree	3	14.29%
4 Agree	14	66.67%
5 Strongly agree	2	9.52%
Total	21	



3. Have developed problem-solving skills related to dental care and patient care issues

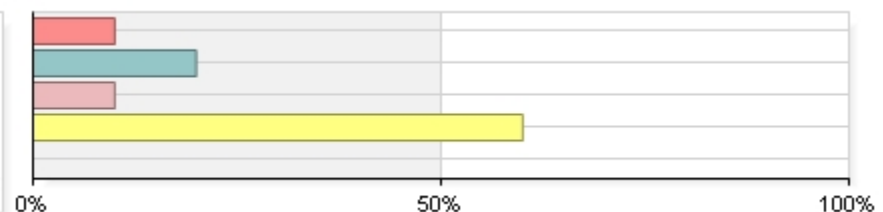
1 Strongly disagree	0	0.00%
2 Disagree	1	4.76%
3 Neither agree nor disagree	2	9.52%
4 Agree	15	71.43%
5 Strongly agree	3	14.29%
Total	21	



Please rate your agreement with the following as they relate to your program in the School of Dentistry:

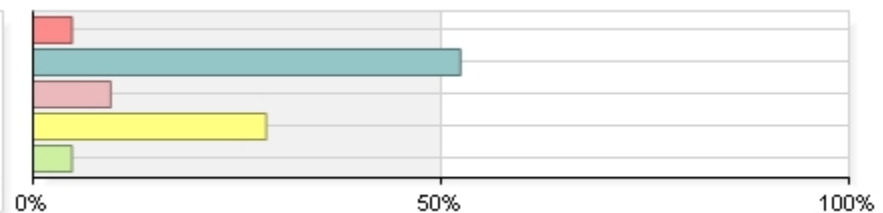
1. Offers enough resources and equipment in the dental labs to meet students' needs to complete assignments

1 Strongly disagree	2	10.00%
2 Disagree	4	20.00%
3 Neither agree nor disagree	2	10.00%
4 Agree	12	60.00%
5 Strongly agree	0	0.00%
Total	20	



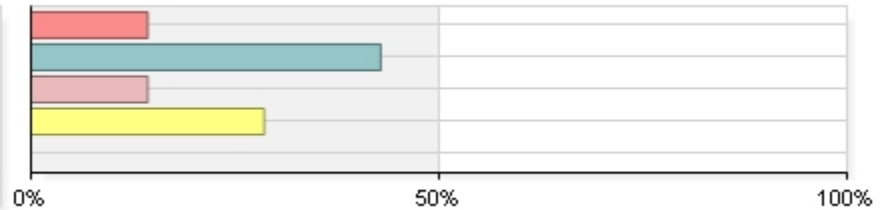
2. Offers adequate communication/information flow within the School

1 Strongly disagree	1	4.76%
2 Disagree	11	52.38%
3 Neither agree nor disagree	2	9.52%
4 Agree	6	28.57%
5 Strongly agree	1	4.76%
Total	21	



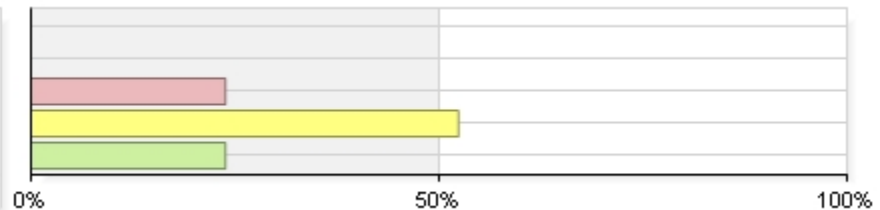
3. Provides enough faculty members to adequately support the program

1 Strongly disagree	3	14.29%
2 Disagree	9	42.86%
3 Neither agree nor disagree	3	14.29%
4 Agree	6	28.57%
5 Strongly agree	0	0.00%
Total	21	



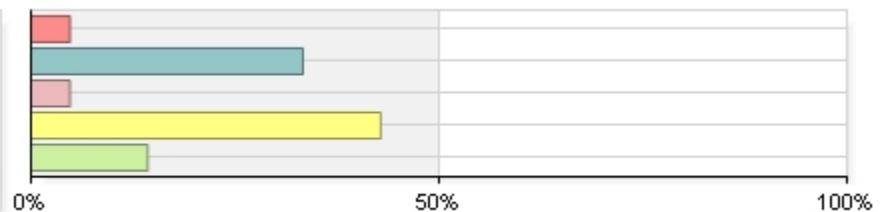
4. Clearly articulates the need for life-long learning

1 Strongly disagree	0	0.00%
2 Disagree	0	0.00%
3 Neither agree nor disagree	5	23.81%
4 Agree	11	52.38%
5 Strongly agree	5	23.81%
Total	21	



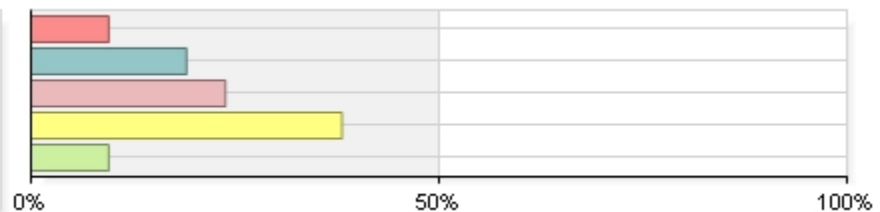
5. Provides you with opportunities to function effectively as a team member on diversified teams

1 Strongly disagree	1	4.76%
2 Disagree	7	33.33%
3 Neither agree nor disagree	1	4.76%
4 Agree	9	42.86%
5 Strongly agree	3	14.29%
Total	21	



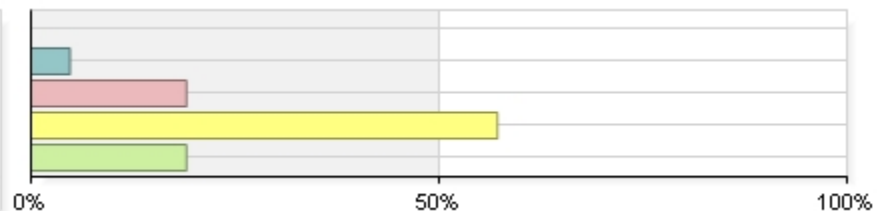
6. Provides you with adequate opportunities for clinical learning experiences in a variety of settings

1 Strongly disagree	2	9.52%
2 Disagree	4	19.05%
3 Neither agree nor disagree	5	23.81%
4 Agree	8	38.10%
5 Strongly agree	2	9.52%
Total	21	



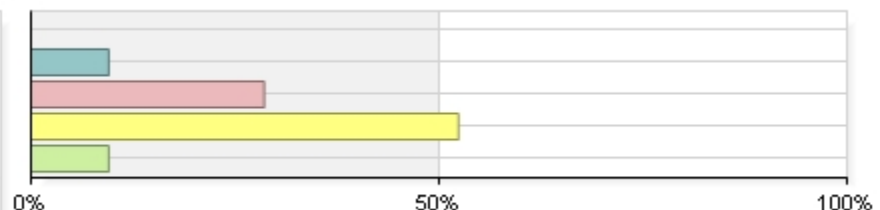
7. Helps you develop a strong sense of social, moral and ethical responsibilities as they relate to dentistry and patient care

1 Strongly disagree	0	0.00%
2 Disagree	1	4.76%
3 Neither agree nor disagree	4	19.05%
4 Agree	12	57.14%
5 Strongly agree	4	19.05%
Total	21	



8. Provides you with opportunities to understand and use clinical techniques that you are likely to encounter as a dental professional

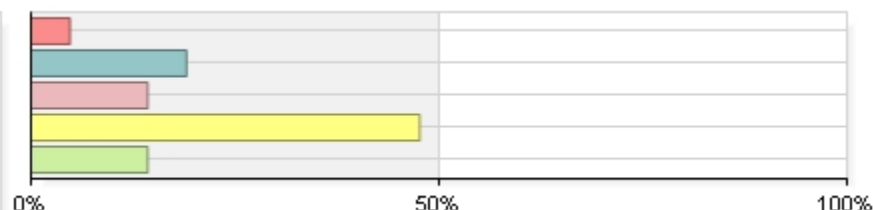
1 Strongly disagree	0	0.00%
2 Disagree	2	9.52%
3 Neither agree nor disagree	6	28.57%
4 Agree	11	52.38%
5 Strongly agree	2	9.52%
Total	21	



Please rate your agreement with the following as they relate to your program in the School of Dentistry: (continued)

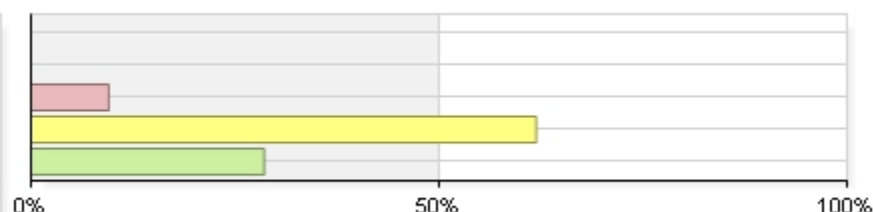
9. Helps you develop the professional skills necessary to serve as an effective dental professional

1 Strongly disagree	1	4.76%
2 Disagree	4	19.05%
3 Neither agree nor disagree	3	14.29%
4 Agree	10	47.62%
5 Strongly agree	3	14.29%
Total	21	



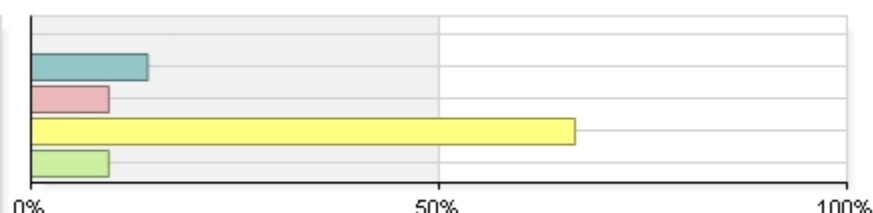
10. Improves your awareness of evidence-based practice

1 Strongly disagree	0	0.00%
2 Disagree	0	0.00%
3 Neither agree nor disagree	2	9.52%
4 Agree	13	61.90%
5 Strongly agree	6	28.57%
Total	21	



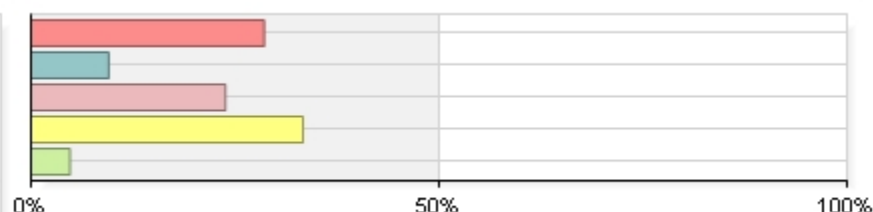
11. Exposes you to current issues and topics in dental treatment

1 Strongly disagree	0	0.00%
2 Disagree	3	14.29%
3 Neither agree nor disagree	2	9.52%
4 Agree	14	66.67%
5 Strongly agree	2	9.52%
Total	21	



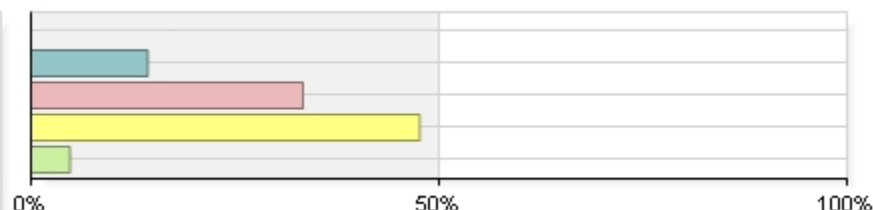
12. Adequately prepares you to manage or participate in a successful dental practice

1 Strongly disagree	6	28.57%
2 Disagree	2	9.52%
3 Neither agree nor disagree	5	23.81%
4 Agree	7	33.33%
5 Strongly agree	1	4.76%
Total	21	



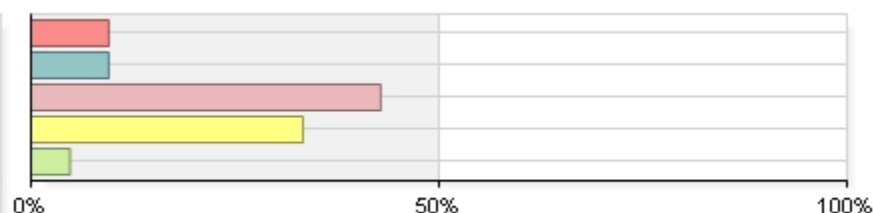
13. Provides you with opportunities to apply dental solutions to improve the quality of life in the community

1 Strongly disagree	0	0.00%
2 Disagree	3	14.29%
3 Neither agree nor disagree	7	33.33%
4 Agree	10	47.62%
5 Strongly agree	1	4.76%
Total	21	



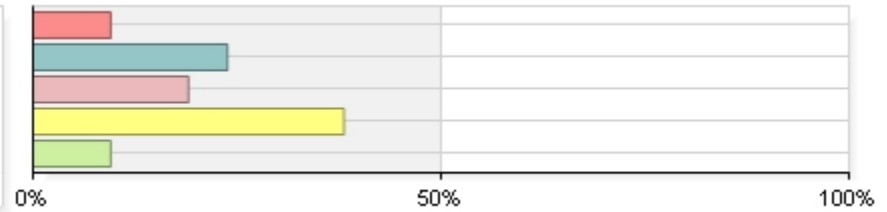
14. Prepares you for the clinical licensing board examination

1 Strongly disagree	2	9.52%
2 Disagree	2	9.52%
3 Neither agree nor disagree	9	42.86%
4 Agree	7	33.33%
5 Strongly agree	1	4.76%
Total	21	



15. Designed to prepare you to function as a successful dental professional

1 Strongly disagree	2	9.52%
2 Disagree	5	23.81%
3 Neither agree nor disagree	4	19.05%
4 Agree	8	38.10%
5 Strongly agree	2	9.52%
Total	21	



Indicate your overall level of satisfaction with your experiences at UofL.

