

AY 2017-18 Graduating Senior Survey Report (Full Report NO COMMENTS)

Graduating Senior Survey Spring 2018

Report Comments

Project Audience 2966

Responses Received 822*

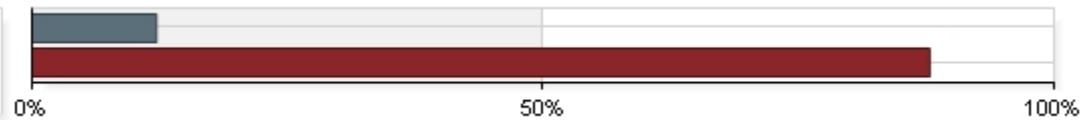
Response Ratio 27.71%

This report includes students who graduated from UofL in either Summer 2017, Fall 2017, or Spring 2018. *Includes all students who began the survey, regardless of completion.

Prepared by IE Survey
Creation Date Thu, Nov 01, 2018

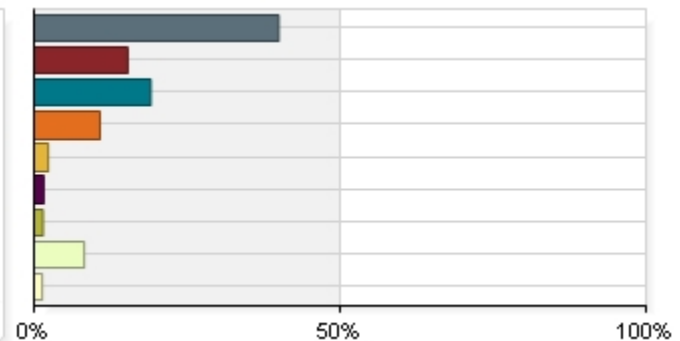
Are you graduating with more than one academic program?

1 Yes	100	12.18%
2 No	721	87.82%
Total	821	



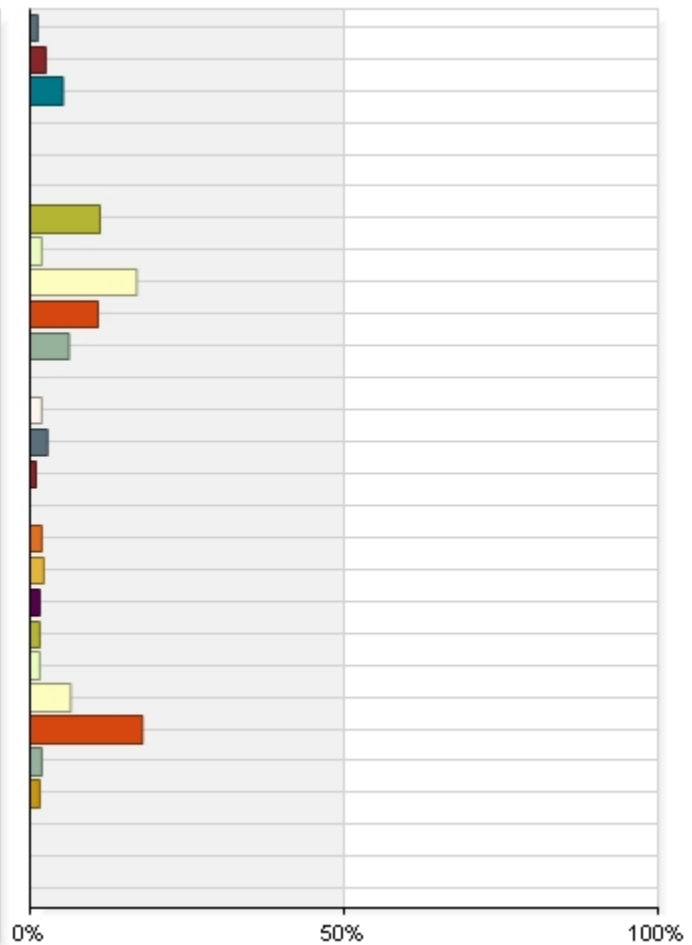
In what college/school is your academic program?

1 College of Arts & Sciences	327	39.98%
2 College of Business	125	15.28%
3 College of Education & Human Development	156	19.07%
4 J.B. Speed School of Engineering	88	10.76%
5 Kent School of Social Work	19	2.32%
6 School of Dentistry	13	1.59%
7 School of Music	12	1.47%
8 School of Nursing	67	8.19%
9 School of Public Health & Information Sciences	11	1.34%
Total	818	



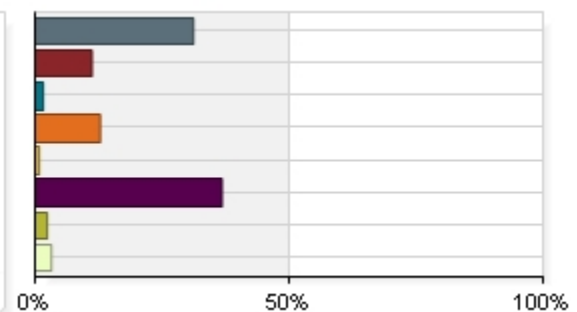
Please select your program from the College of Arts & Sciences programs listed below.

1 American Sign Language Interpreting Studies	4	1.23%
2 Anthropology	8	2.47%
3 Art	17	5.25%
4 Art History	2	0.62%
5 Asian Studies	2	0.62%
6 Atmospheric Science	0	0.00%
7 Biology	36	11.11%
8 Chemistry	6	1.85%
9 Communication	55	16.98%
10 Criminal Justice	35	10.80%
11 English	20	6.17%
12 French	2	0.62%
13 Geography & Geosciences	6	1.85%
14 History	9	2.78%
15 Humanities	3	0.93%
16 Latin American & Latino Studies	0	0.00%
17 Liberal Studies	6	1.85%
18 Mathematics	7	2.16%
19 Pan-African Studies	5	1.54%
20 Philosophy	5	1.54%
21 Physics	5	1.54%
22 Political Science	21	6.48%
23 Psychology	58	17.90%
24 Sociology	6	1.85%
25 Spanish	5	1.54%
26 Sustainability	0	0.00%
27 Theatre Arts	0	0.00%
28 Women's & Gender Studies	1	0.31%
Total	324	



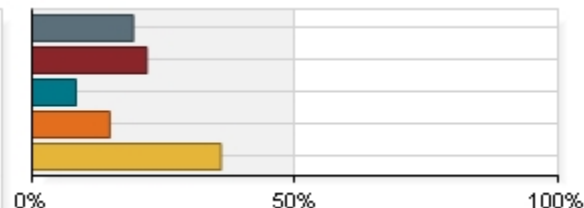
Please select your program from the College of Business programs below.

1 Business Administration in Accountancy	39	31.20%
2 Business Administration in Computer Information Systems	14	11.20%
3 Business Administration in Equine Business	2	1.60%
4 Business Administration in Finance	16	12.80%
5 Business Administration in Management	1	0.80%
6 Business Administration in Marketing	46	36.80%
7 Business Economics	3	2.40%
8 Economics	4	3.20%
Total	125	



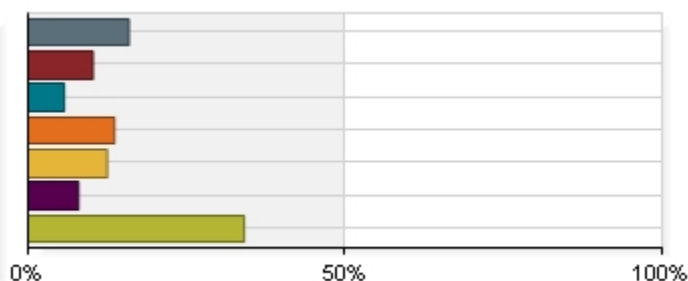
Please select your program from the College of Education & Human Development programs listed below.

1 Early Elementary Education (includes all content areas)	30	19.23%
2 Health and Human Performance	34	21.79%
3 Middle/Secondary Education (includes all content areas)	13	8.33%
4 Sports Administration	23	14.74%
5 Organizational Leadership & Learning (OLL)	56	35.90%
Total	156	



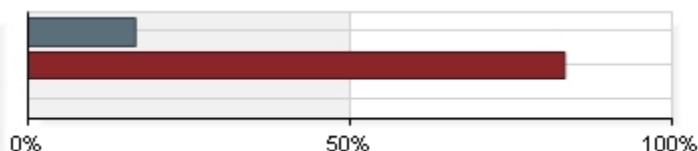
Please select your program from the J.B. Speed School of Engineering programs listed below.

1 Bioengineering	14	15.91%
2 Computer Engineering and Computer Science	9	10.23%
3 Civil Engineering	5	5.68%
4 Chemical Engineering	12	13.64%
5 Electrical Engineering	11	12.50%
6 Industrial Engineering	7	7.95%
7 Mechanical Engineering	30	34.09%
Total	88	



Please select your program from the School of Music programs listed below.

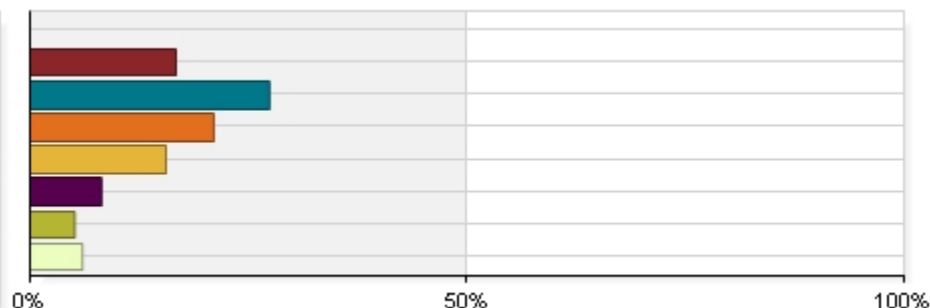
1 Music (includes all concentrations)	2	16.67%
2 Music Education (includes all concentrations)	10	83.33%
3 Music Therapy (includes all concentrations)	0	0.00%
Total	12	



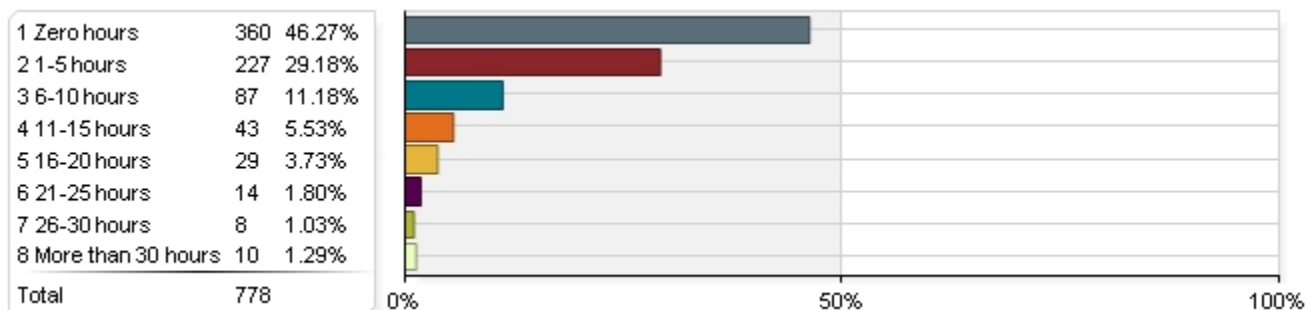
Please indicate the number of hours in an average 7-day week that you spend on the following activities.

1. Preparing for class (studying, reading, writing, doing homework or lab work, analyzing data, rehearsing, attending tutoring or supplemental instruction, and/or other academic activities)

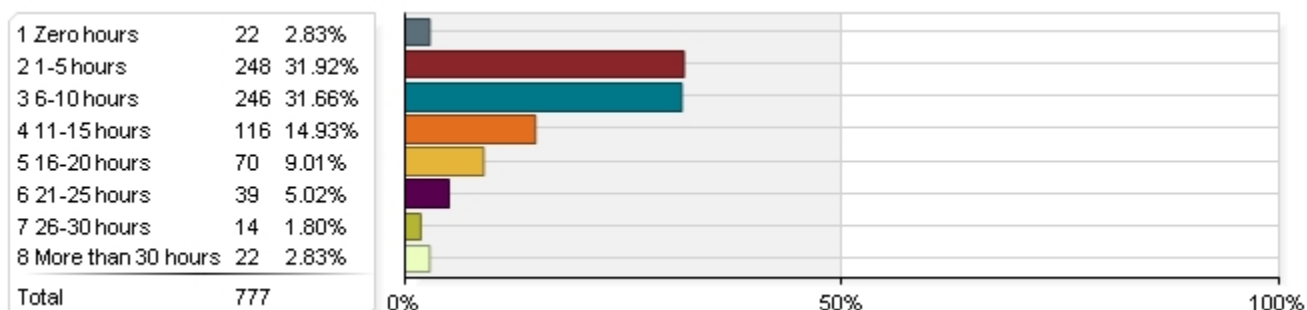
1 Zero hours	1	0.13%
2 1-5 hours	131	16.69%
3 6-10 hours	215	27.39%
4 11-15 hours	165	21.02%
5 16-20 hours	122	15.54%
6 21-25 hours	64	8.15%
7 26-30 hours	40	5.10%
8 More than 30 hours	47	5.99%
Total	785	



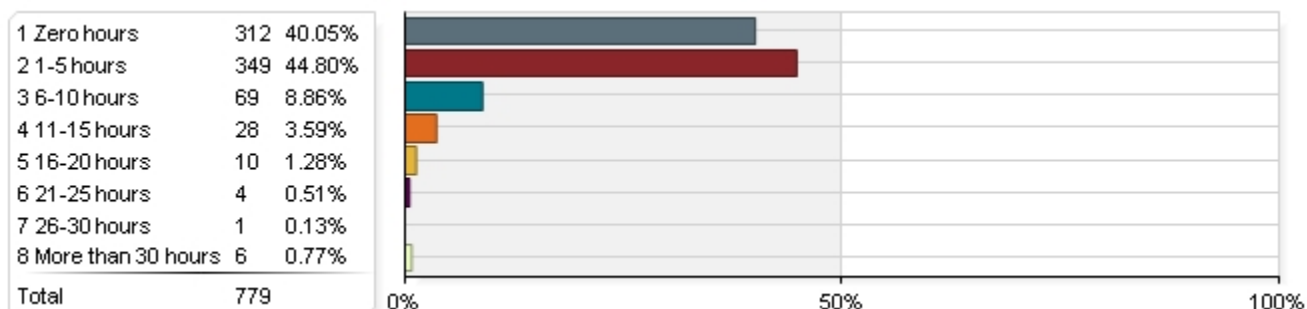
2. Participating in co-curricular activities (organizations, campus publications, student government, intercollegiate or intramural sports, etc.)



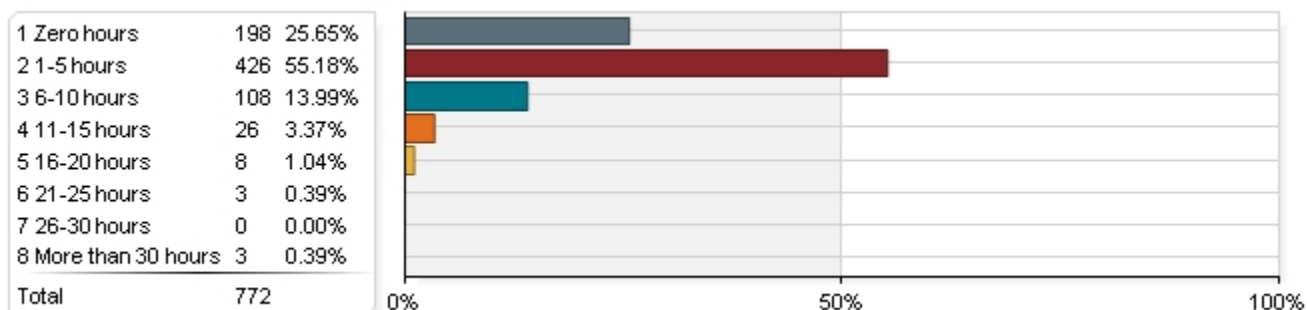
3. Relaxing and socializing (time with friends, videogames, TV, online)




4. Doing community service or volunteer work



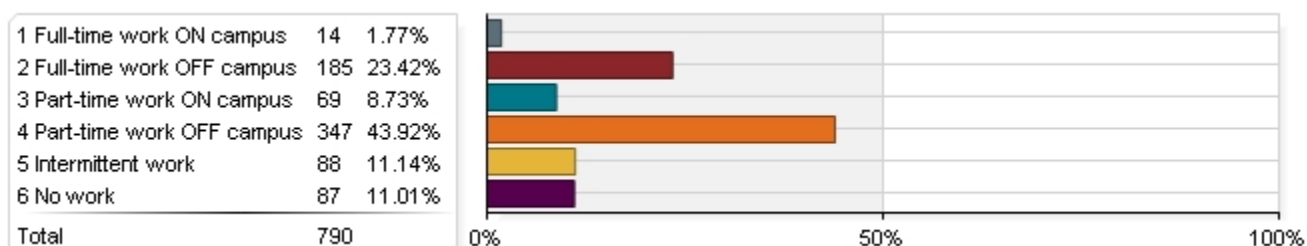
5. Commuting to campus



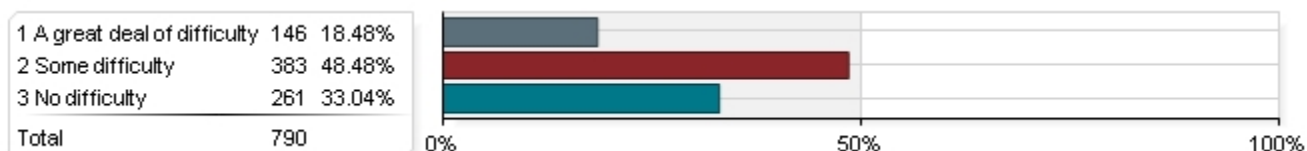
6. Providing care for dependents (children, parents, etc.)



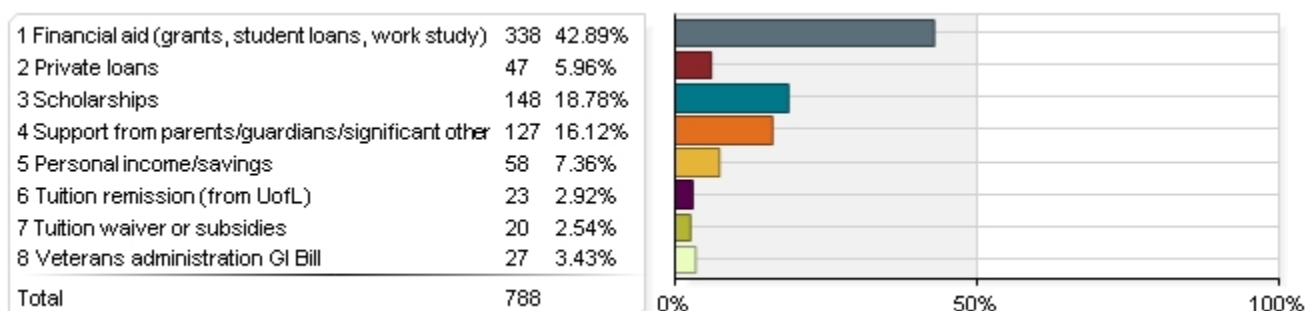
Indicate your level of paid employment overall while attending UofL.



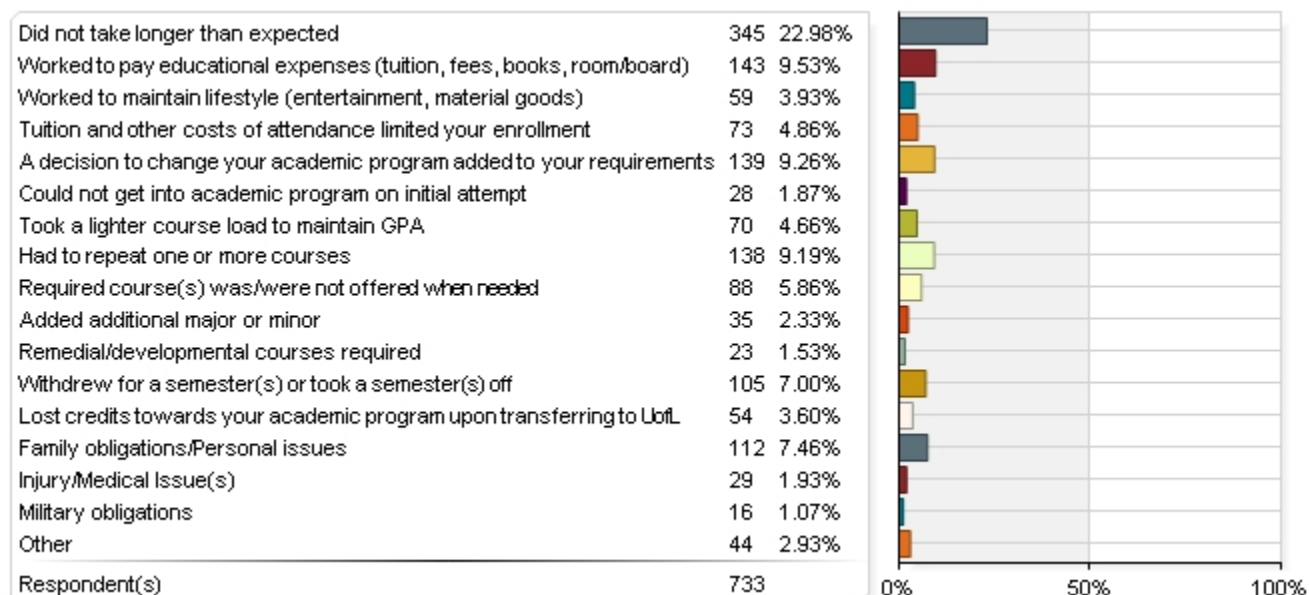
Indicate the level of difficulty with financing your education at UofL.



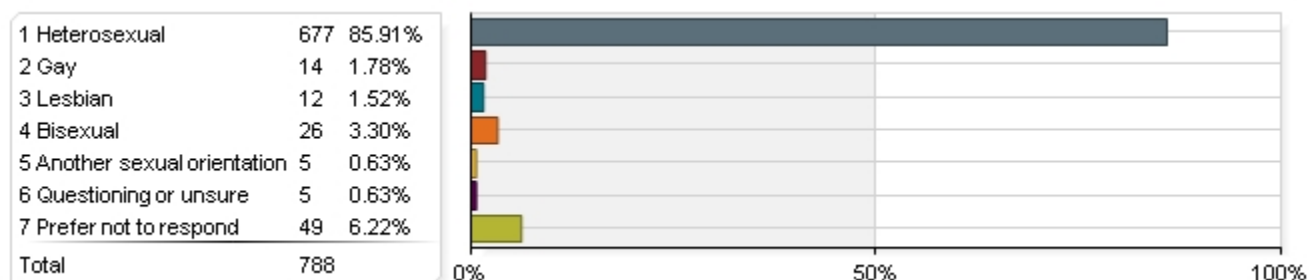
Indicate the main resource used to finance your educational expenses.



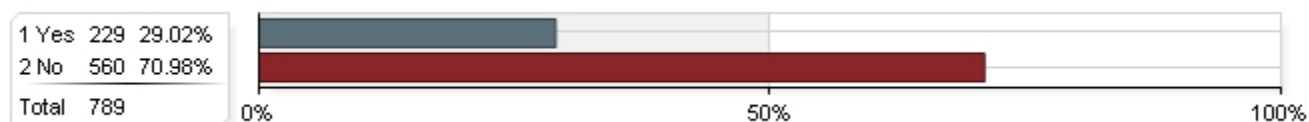
If it is taking you longer to graduate than you anticipated, please check all of the reasons that apply.



Which of the following best describes your sexual orientation?

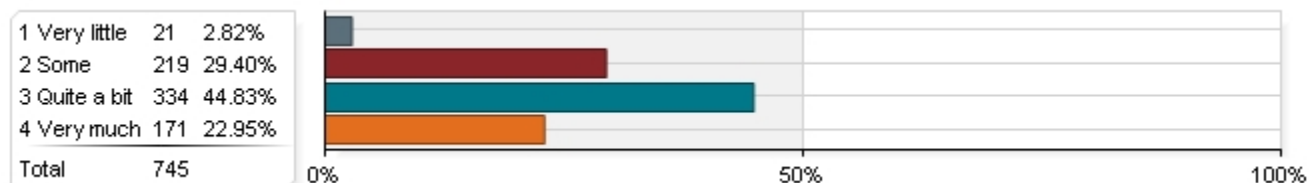


Are you a first generation college student (neither parents nor grandparents attended college)?



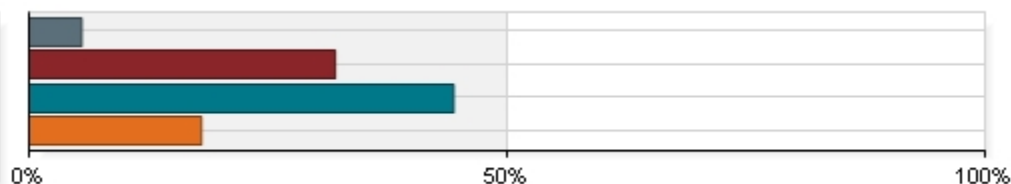
How much does UofL emphasize the following?

1. Spending significant amounts of time studying and on academic work



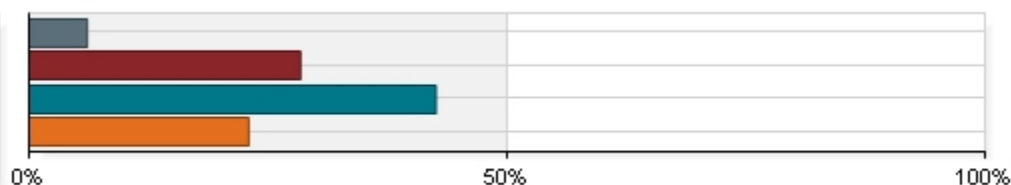
2. Providing support to help students succeed academically

1 Very little	41	5.52%
2 Some	238	32.03%
3 Quite a bit	330	44.41%
4 Very much	134	18.03%
Total	743	



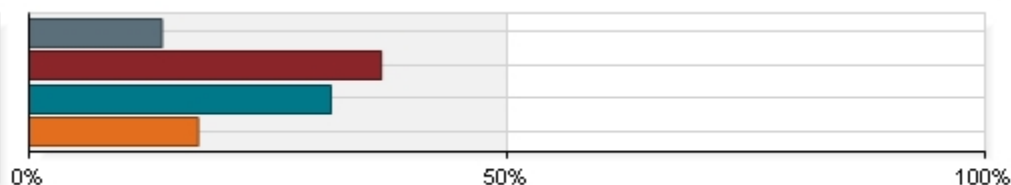
3. Using learning support services (tutoring services, Writing Center, etc.)

1 Very little	45	6.08%
2 Some	210	28.38%
3 Quite a bit	315	42.57%
4 Very much	170	22.97%
Total	740	



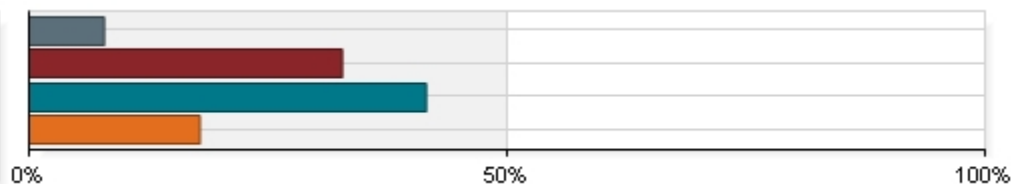
4. Encouraging contact among students from different backgrounds (social, racial/ethnic, religious, etc.)

1 Very little	103	13.90%
2 Some	273	36.84%
3 Quite a bit	234	31.58%
4 Very much	131	17.68%
Total	741	



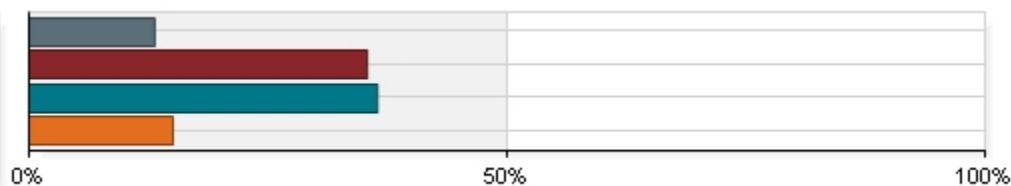
5. Providing opportunities to be involved socially

1 Very little	58	7.85%
2 Some	242	32.75%
3 Quite a bit	307	41.54%
4 Very much	132	17.86%
Total	739	



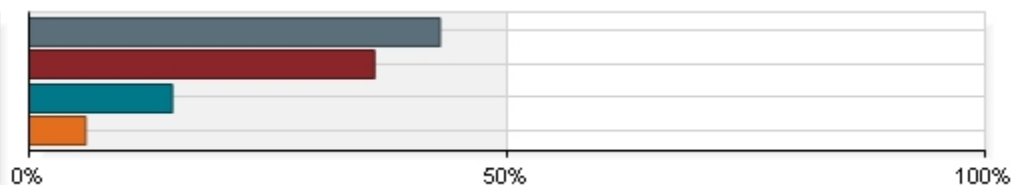
6. Providing support for your overall well-being (recreation, health care, counseling, etc.)

1 Very little	97	13.14%
2 Some	261	35.37%
3 Quite a bit	269	36.45%
4 Very much	111	15.04%
Total	738	



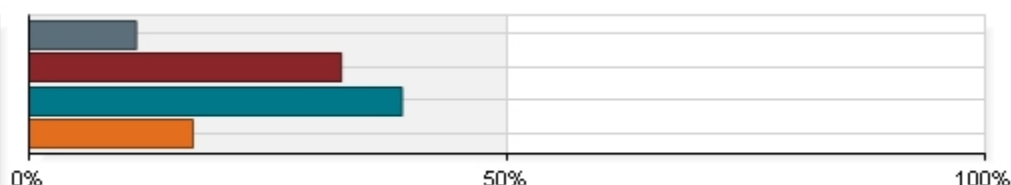
7. Helping you manage your non-academic responsibilities (work, family, etc.)

1 Very little	319	42.99%
2 Some	268	36.12%
3 Quite a bit	111	14.96%
4 Very much	44	5.93%
Total	742	



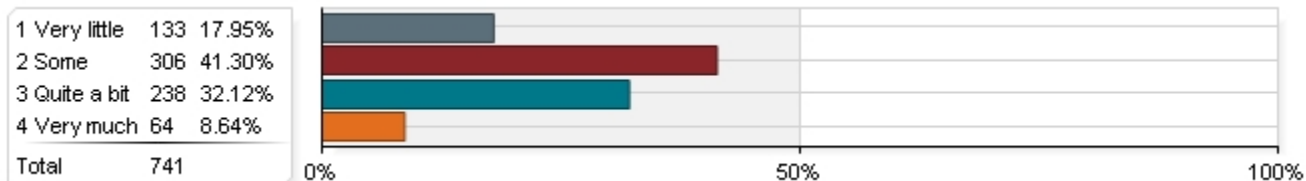
8. Attending campus activities and events (performing arts, athletic events, etc.)

1 Very little	83	11.20%
2 Some	242	32.66%
3 Quite a bit	289	39.00%
4 Very much	127	17.14%
Total	741	



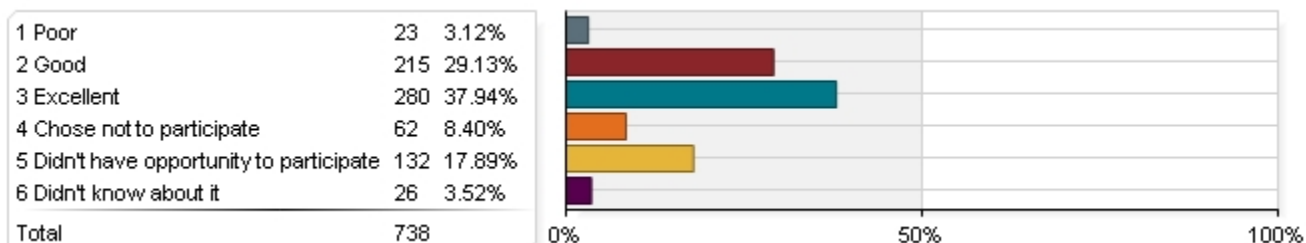
How much does UofL emphasize the following? (continued)

9. Attending events that address important social, economic, or political issues

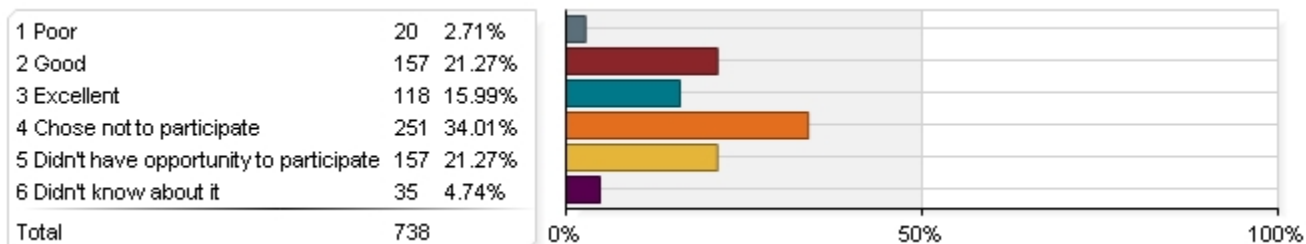


Please rate the quality of the following activities.

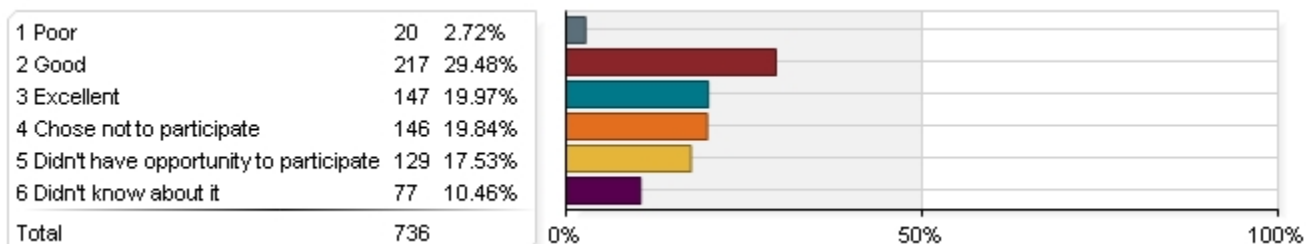
1. Practicum, internship, field experience, or clinical assignment



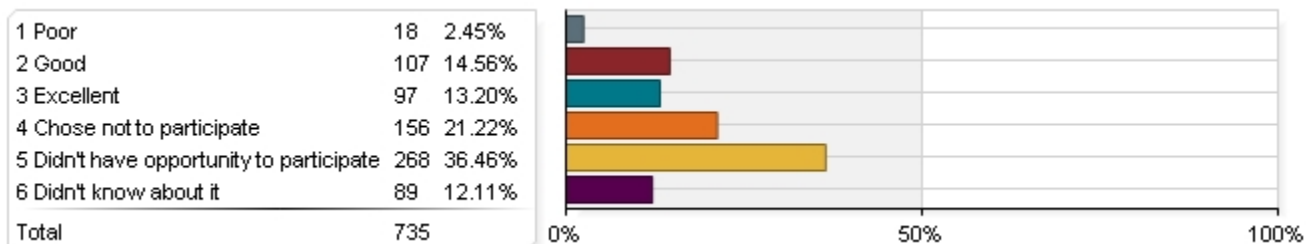
2. Hold a formal leadership role in a student organization or group



3. Community-based or service learning

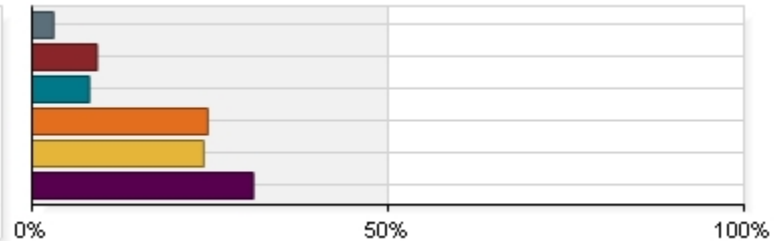


4. Work on a research project with a faculty member outside of courses or program requirements



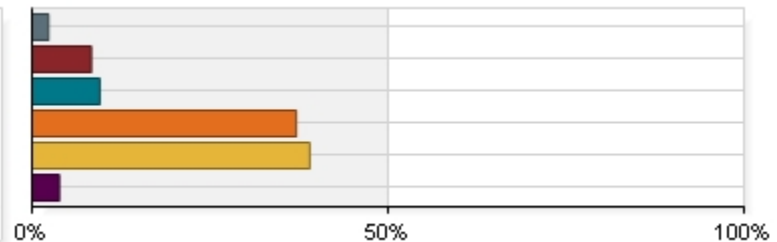
5. Living Learning Communities (LLC's)

1 Poor	22	3.00%
2 Good	67	9.13%
3 Excellent	59	8.04%
4 Chose not to participate	181	24.66%
5 Didn't have opportunity to participate	177	24.11%
6 Didn't know about it	228	31.06%
Total	734	



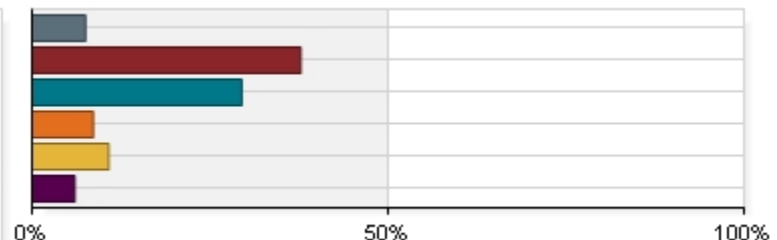
6. Study Abroad

1 Poor	17	2.31%
2 Good	61	8.29%
3 Excellent	70	9.51%
4 Chose not to participate	273	37.09%
5 Didn't have opportunity to participate	287	38.99%
6 Didn't know about it	28	3.80%
Total	736	



7. Culminating Undergraduate Experience (CUE) (Capstone course, senior project or thesis, comprehensive exam, etc.)

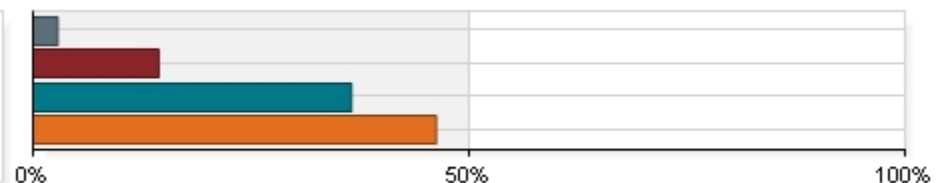
1 Poor	55	7.49%
2 Good	277	37.74%
3 Excellent	216	29.43%
4 Chose not to participate	63	8.58%
5 Didn't have opportunity to participate	79	10.76%
6 Didn't know about it	44	5.99%
Total	734	



Compared to your first year at UofL, how much progress have you made towards the following skills, knowledge, and personal development?

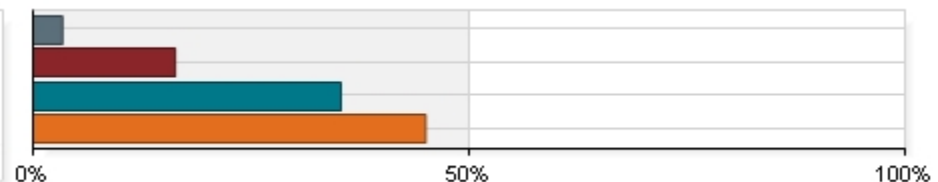
1. Writing clearly and effectively

1 No progress	21	2.83%
2 Slight progress	107	14.42%
3 Moderate progress	271	36.52%
4 Significant progress	343	46.23%
Total	742	



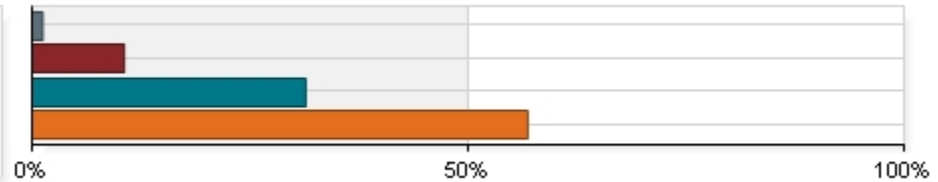
2. Speaking clearly and effectively

1 No progress	25	3.37%
2 Slight progress	121	16.31%
3 Moderate progress	262	35.31%
4 Significant progress	334	45.01%
Total	742	



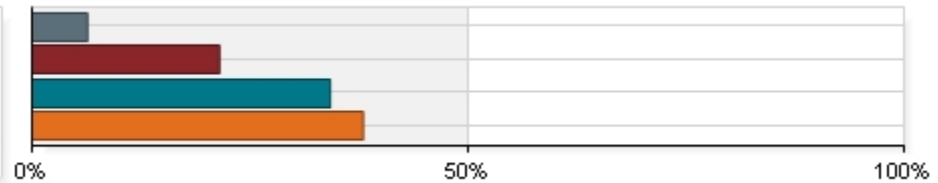
3. Thinking critically and analytically

1 No progress	9	1.22%
2 Slight progress	78	10.55%
3 Moderate progress	232	31.39%
4 Significant progress	420	56.83%
Total	739	



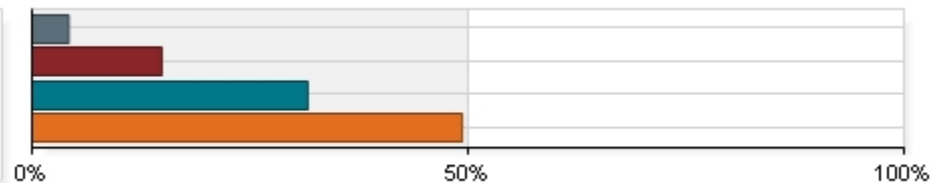
4. Analyzing numerical and statistical information

1 No progress	47	6.35%
2 Slight progress	159	21.49%
3 Moderate progress	253	34.19%
4 Significant progress	281	37.97%
Total	740	



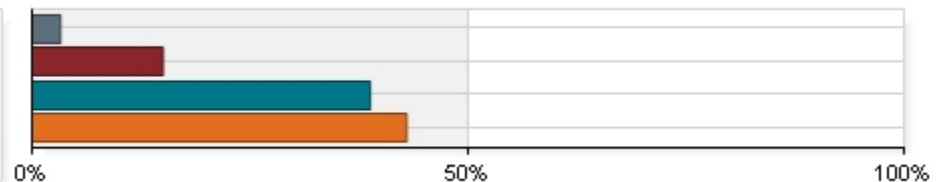
5. Acquiring job- or work-related knowledge and skills

1 No progress	31	4.19%
2 Slight progress	110	14.86%
3 Moderate progress	234	31.62%
4 Significant progress	365	49.32%
Total	740	



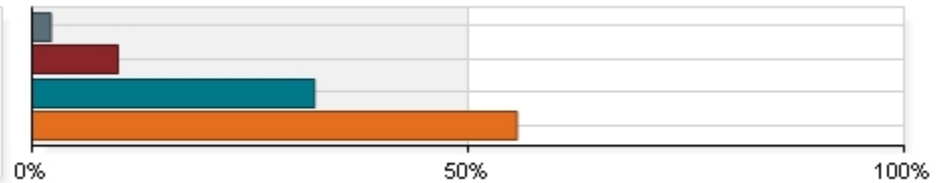
6. Working effectively with others

1 No progress	24	3.24%
2 Slight progress	111	15.00%
3 Moderate progress	287	38.78%
4 Significant progress	318	42.97%
Total	740	



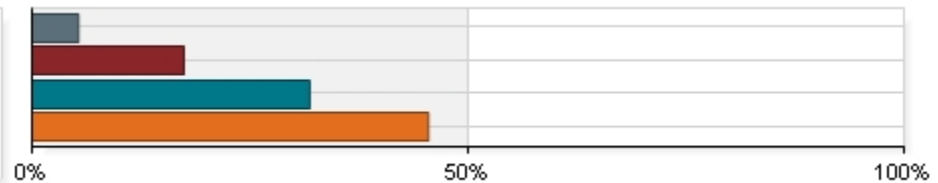
7. Learning effectively on your own

1 No progress	16	2.16%
2 Slight progress	73	9.85%
3 Moderate progress	240	32.39%
4 Significant progress	412	55.60%
Total	741	



8. Developing or clarifying a personal code of values and ethics

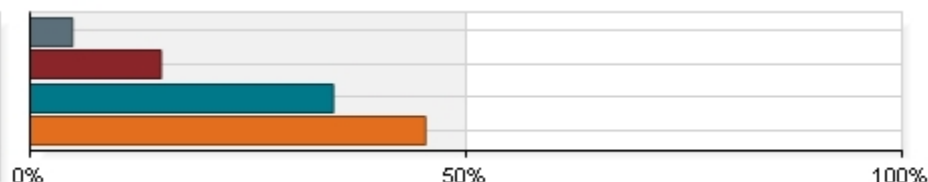
1 No progress	39	5.31%
2 Slight progress	128	17.41%
3 Moderate progress	234	31.84%
4 Significant progress	334	45.44%
Total	735	



Compared to your first year at UofL, how much progress have you made towards the following skills, knowledge, and personal development? (continued)

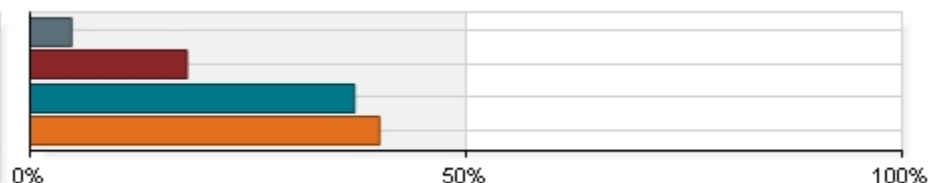
9. Understanding people of other backgrounds (economic, racial/ethnic, political, religious, nationality, etc.)

1 No progress	36	4.87%
2 Slight progress	111	15.02%
3 Moderate progress	257	34.78%
4 Significant progress	335	45.33%
Total	739	



10. Solving complex real-world problems

1 No progress	35	4.74%
2 Slight progress	133	18.00%
3 Moderate progress	275	37.21%
4 Significant progress	296	40.05%
Total	739	



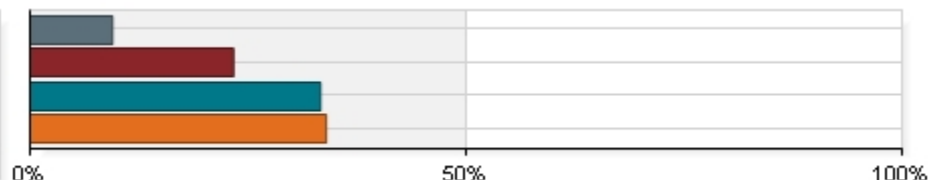
11. Being an informed and active citizen

1 No progress	58	7.85%
2 Slight progress	150	20.30%
3 Moderate progress	274	37.08%
4 Significant progress	257	34.78%
Total	739	



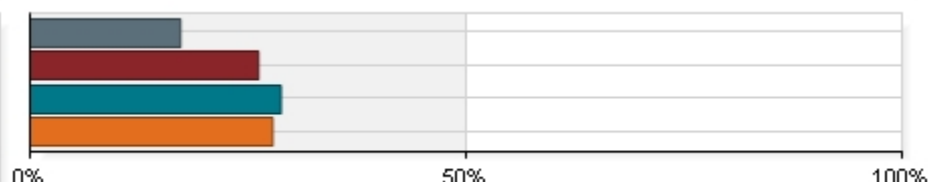
12. Improving computer information technology skills

1 No progress	70	9.43%
2 Slight progress	173	23.32%
3 Moderate progress	247	33.29%
4 Significant progress	252	33.96%
Total	742	



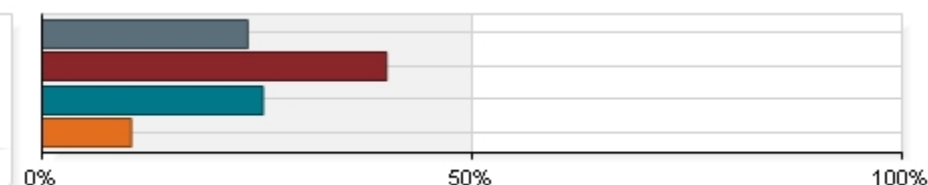
13. Appreciating the arts

1 No progress	127	17.23%
2 Slight progress	193	26.19%
3 Moderate progress	212	28.77%
4 Significant progress	205	27.82%
Total	737	



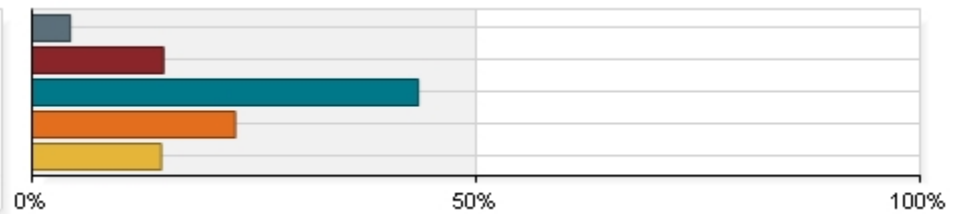
Indicate the rank of UofL when you were initially choosing a college to attend.

1 Only choice	178	23.92%
2 First choice	298	40.05%
3 Second choice	191	25.67%
4 Third choice or lower	77	10.35%
Total	744	



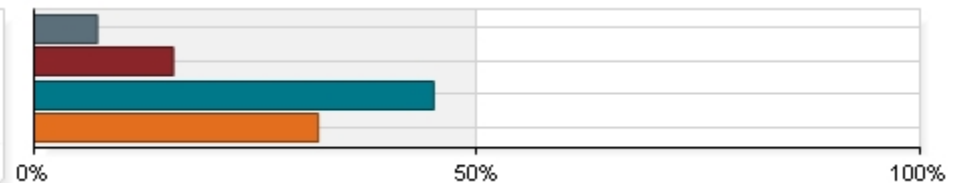
To what extent has UofL met your college education expectations?

1 Far below	32	4.31%
2 Moderately below	110	14.80%
3 Met expectations	323	43.47%
4 Moderately above	170	22.88%
5 Far above	108	14.54%
Total	743	



If you could start college again, how likely would you be to enroll at UofL?

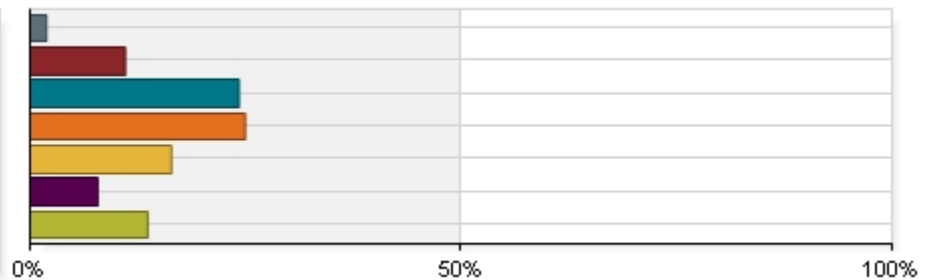
1 Extremely unlikely	53	7.11%
2 Unlikely	117	15.70%
3 Likely	336	45.10%
4 Extremely likely	239	32.08%
Total	745	



Over the past twelve months, about how many papers, reports or other writing tasks of the following lengths have you been assigned (include those not yet completed).

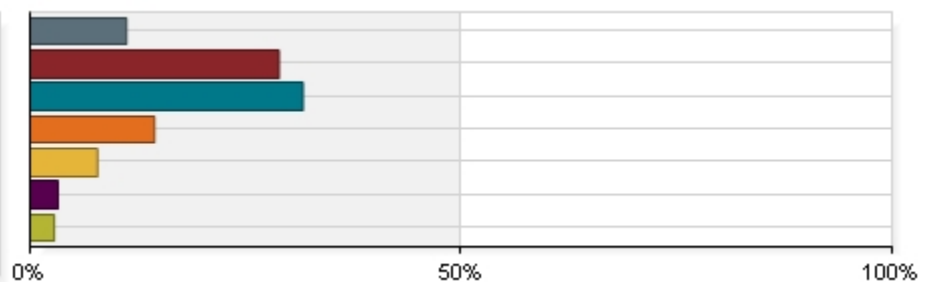
1. Up to 5 pages

1 None	13	1.89%
2 1-2	76	11.03%
3 3-5	167	24.24%
4 6-10	172	24.96%
5 11-15	113	16.40%
6 16-20	54	7.84%
7 More than 20 papers	94	13.64%
Total	689	



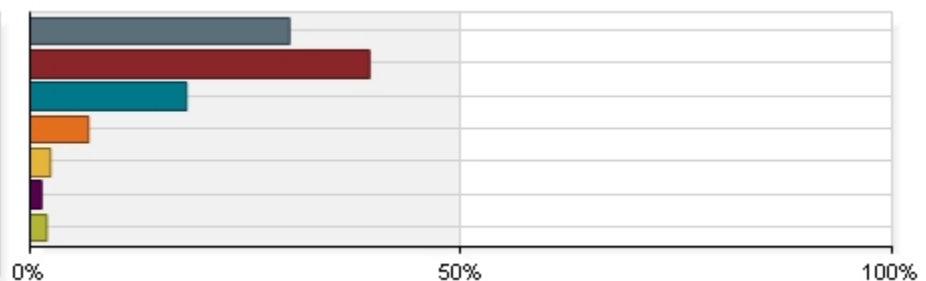
2. Between 6 and 10 pages

1 None	76	11.19%
2 1-2	196	28.87%
3 3-5	215	31.66%
4 6-10	98	14.43%
5 11-15	53	7.81%
6 16-20	22	3.24%
7 More than 20 papers	19	2.80%
Total	679	



3. 11 pages or more

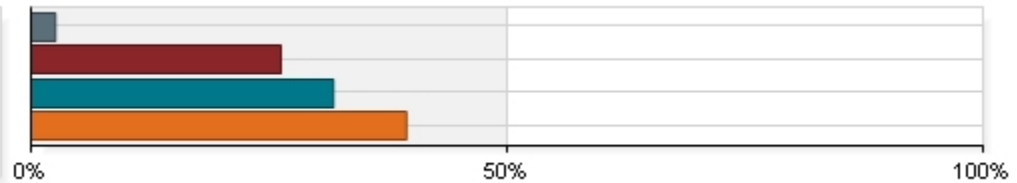
1 None	204	30.09%
2 1-2	267	39.38%
3 3-5	123	18.14%
4 6-10	46	6.78%
5 11-15	16	2.36%
6 16-20	9	1.33%
7 More than 20 papers	13	1.92%
Total	678	



Over the past twelve months, about how often have you done the following?

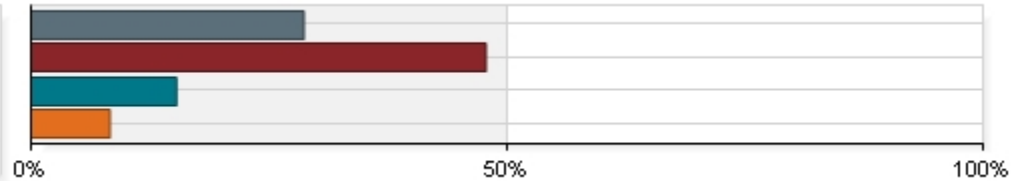
1. Asked questions or contributed to course discussion in other ways

1 Never	18	2.55%
2 Sometimes	185	26.24%
3 Often	224	31.77%
4 Very often	278	39.43%
Total	705	



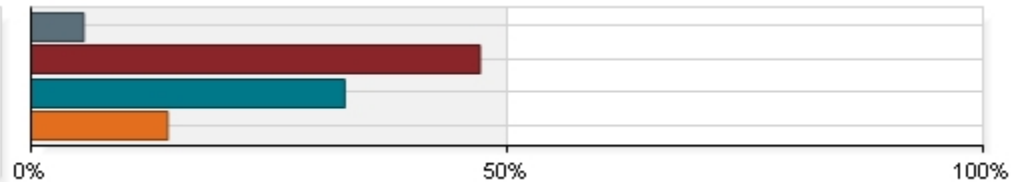
2. Come to class WITHOUT completing readings or assignments

1 Never	201	28.67%
2 Sometimes	335	47.79%
3 Often	107	15.26%
4 Very often	58	8.27%
Total	701	



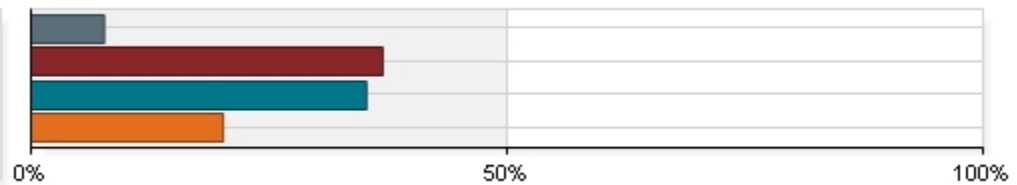
3. Given a course presentation

1 Never	39	5.54%
2 Sometimes	332	47.16%
3 Often	232	32.95%
4 Very often	101	14.35%
Total	704	



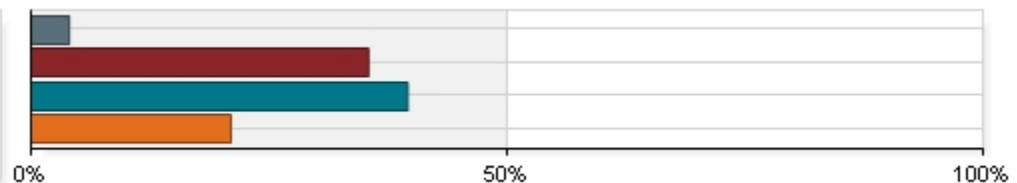
4. Connected your learning to societal problems or issues

1 Never	54	7.67%
2 Sometimes	260	36.93%
3 Often	248	35.23%
4 Very often	142	20.17%
Total	704	



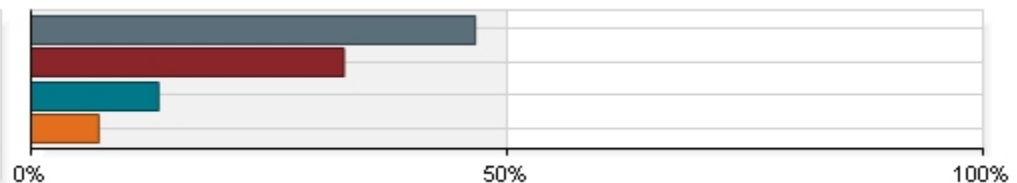
5. Examined the strengths and weaknesses of your own views on a topic or issue

1 Never	28	4.00%
2 Sometimes	248	35.43%
3 Often	277	39.57%
4 Very often	147	21.00%
Total	700	



6. Observed student dishonesty when completing assignments or exams

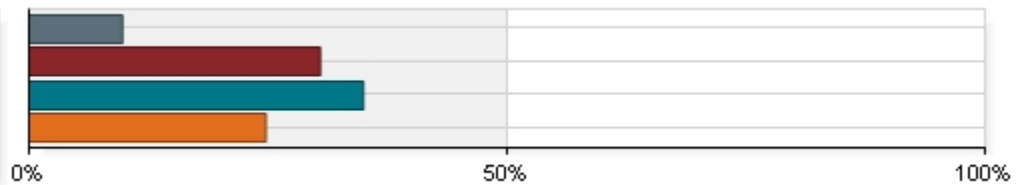
1 Never	328	46.66%
2 Sometimes	231	32.86%
3 Often	94	13.37%
4 Very often	50	7.11%
Total	703	



Over the past twelve months, how much has your coursework emphasized the following?

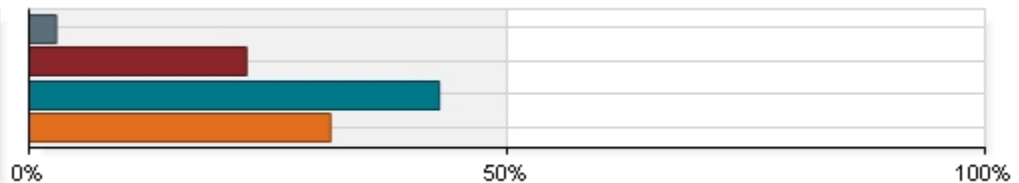
1. Memorizing course material

1 Very little	69	9.77%
2 Some	215	30.45%
3 Quite a bit	247	34.99%
4 Very much	175	24.79%
Total	706	



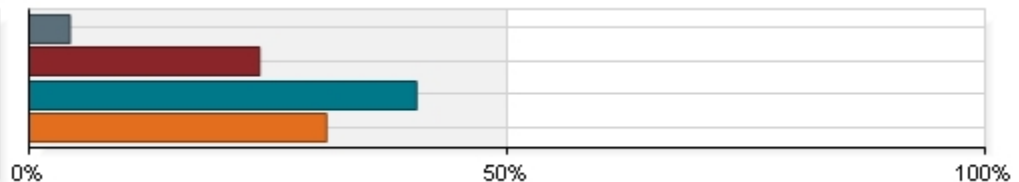
2. Applying facts, theories, or methods to practical problems or new situations

1 Very little	20	2.84%
2 Some	160	22.73%
3 Quite a bit	302	42.90%
4 Very much	222	31.53%
Total	704	



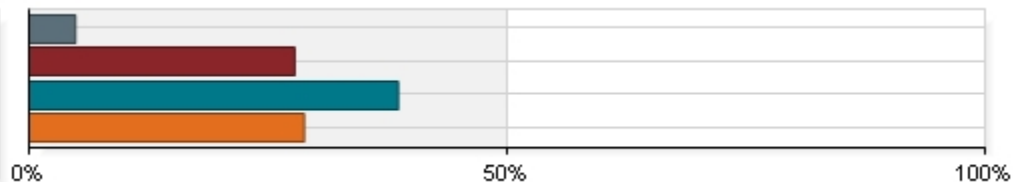
3. Analyzing an idea, experience, or line of reasoning in-depth by examining its parts

1 Very little	30	4.28%
2 Some	169	24.11%
3 Quite a bit	284	40.51%
4 Very much	218	31.10%
Total	701	



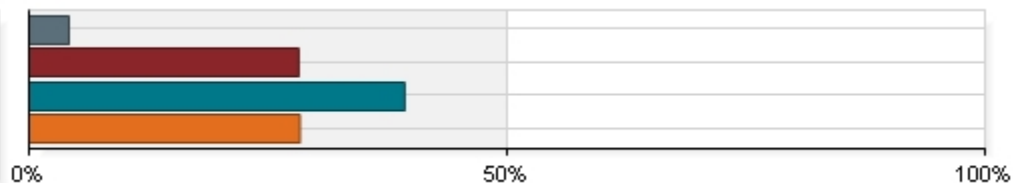
4. Evaluating a point of view, decision, or information source

1 Very little	34	4.84%
2 Some	195	27.78%
3 Quite a bit	271	38.60%
4 Very much	202	28.77%
Total	702	



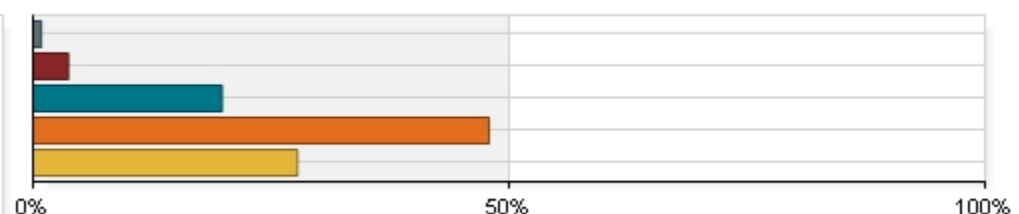
5. Forming a new idea or understanding from various pieces of information

1 Very little	29	4.17%
2 Some	196	28.20%
3 Quite a bit	273	39.28%
4 Very much	197	28.35%
Total	695	



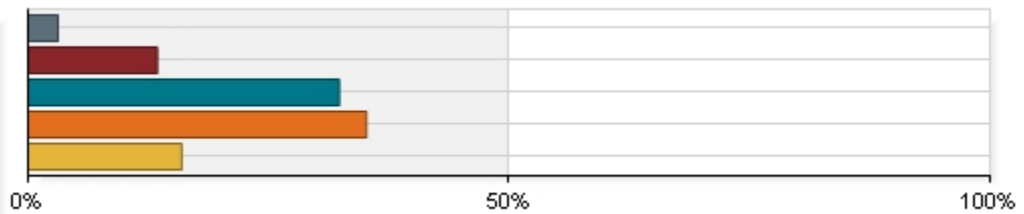
Over the past twelve months, to what extent have your courses challenged you to do your best work?

1 Never	6	0.85%
2 Rarely	26	3.68%
3 Sometimes	140	19.83%
4 Often	338	47.88%
5 Always	196	27.76%
Total	706	



Overall impression of academic standards at UofL.

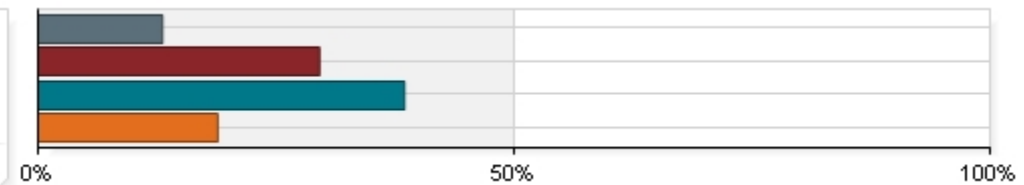
1 Poor	22	3.11%
2 Fair	95	13.42%
3 Good	229	32.34%
4 Very good	249	35.17%
5 Excellent	113	15.96%
Total	708	



During the past twelve months, about how often have you done the following?

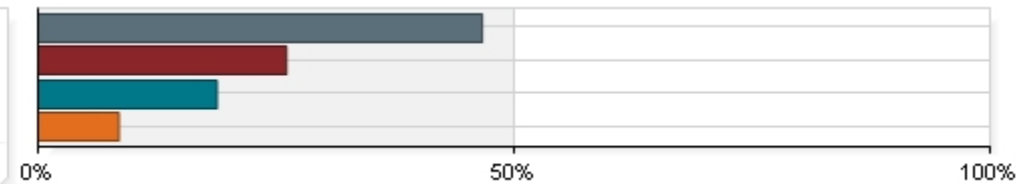
1. Talked about career plans with a faculty member

1 Never	88	13.08%
2 Rarely	199	29.57%
3 Sometimes	259	38.48%
4 Often	127	18.87%
Total	673	



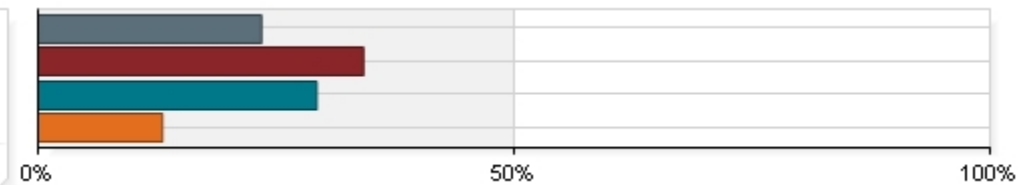
2. Worked with a faculty member on activities other than coursework (committees, student groups, etc.)

1 Never	313	46.65%
2 Rarely	175	26.08%
3 Sometimes	126	18.78%
4 Often	57	8.49%
Total	671	



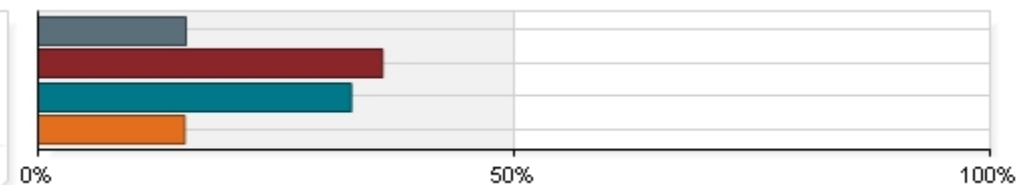
3. Discussed course topics, ideas, or concepts with a faculty member outside of class

1 Never	158	23.48%
2 Rarely	230	34.18%
3 Sometimes	197	29.27%
4 Often	88	13.08%
Total	673	



4. Discussed your academic performance with a faculty member

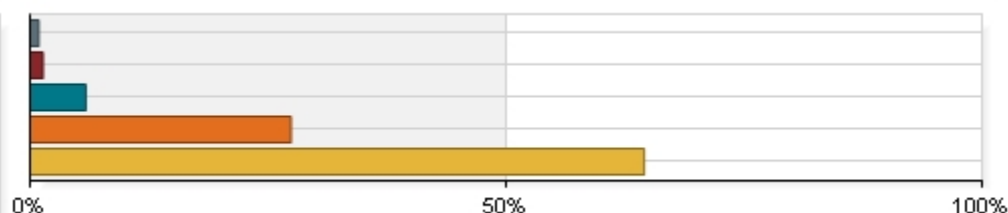
1 Never	104	15.55%
2 Rarely	242	36.17%
3 Sometimes	220	32.88%
4 Often	103	15.40%
Total	669	



During the past twelve months, about how often have your professors done the following?

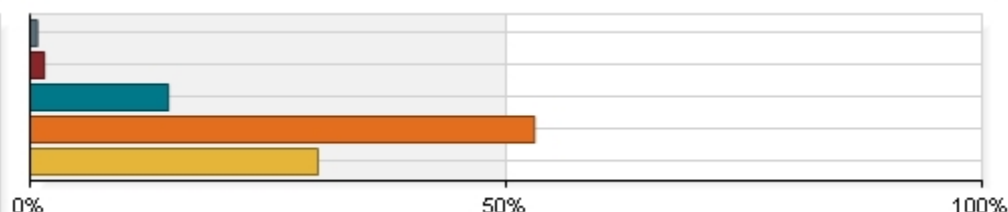
1. Provided syllabi that clearly explained course goals and requirements

1 Never	6	0.90%
2 Rarely	9	1.35%
3 Sometimes	39	5.84%
4 Often	183	27.40%
5 Always	431	64.52%
Total	668	



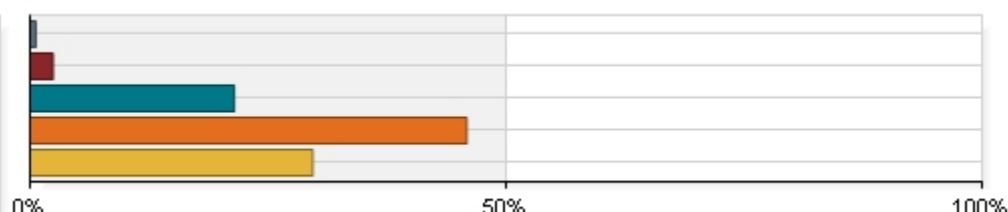
2. Taught course sessions in an organized way

1 Never	5	0.75%
2 Rarely	10	1.50%
3 Sometimes	97	14.52%
4 Often	354	52.99%
5 Always	202	30.24%
Total	668	



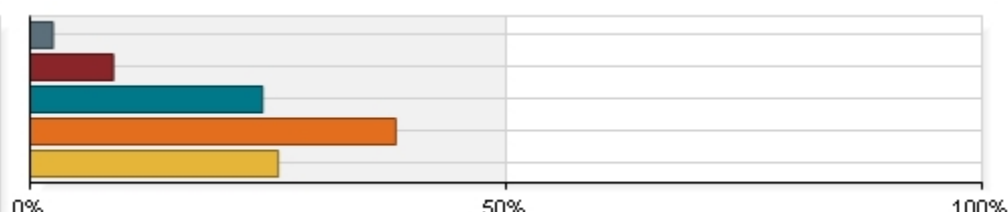
3. Used examples or illustrations to explain difficult points

1 Never	4	0.60%
2 Rarely	16	2.40%
3 Sometimes	143	21.44%
4 Often	306	45.88%
5 Always	198	29.69%
Total	667	



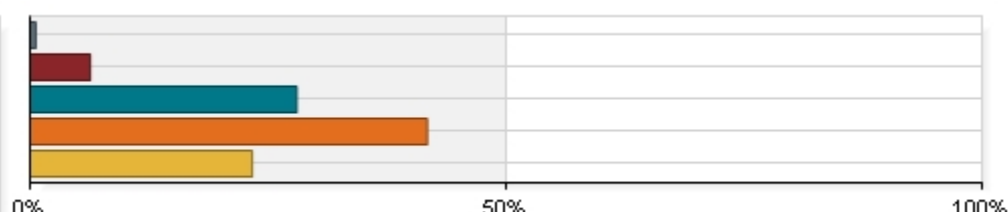
4. Provided feedback on a draft or work in progress

1 Never	16	2.41%
2 Rarely	58	8.73%
3 Sometimes	162	24.40%
4 Often	255	38.40%
5 Always	173	26.05%
Total	664	



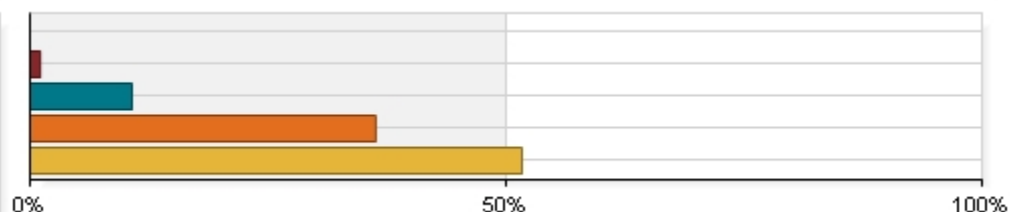
5. Provided prompt and detailed feedback on tests or completed assignments

1 Never	4	0.60%
2 Rarely	42	6.33%
3 Sometimes	186	28.01%
4 Often	277	41.72%
5 Always	155	23.34%
Total	664	



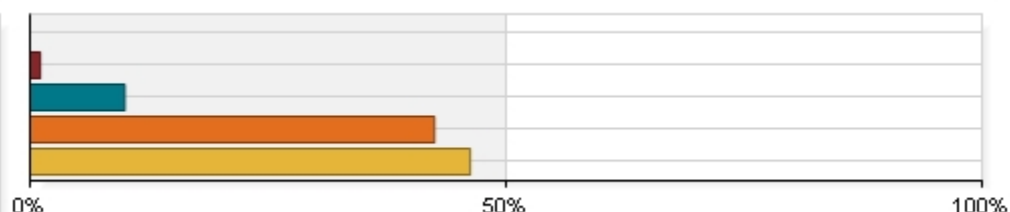
6. Provided opportunities to ask questions in class

1 Never	2	0.30%
2 Rarely	7	1.05%
3 Sometimes	71	10.69%
4 Often	241	36.30%
5 Always	343	51.66%
Total	664	



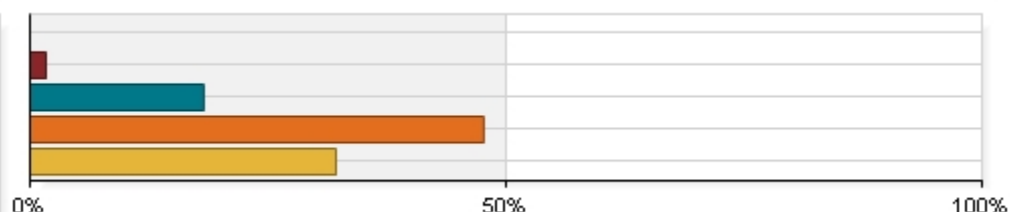
7. Displayed knowledge and skills regarding the subject matter

1 Never	2	0.30%
2 Rarely	7	1.05%
3 Sometimes	66	9.94%
4 Often	282	42.47%
5 Always	307	46.23%
Total	664	



8. Communicated course material effectively

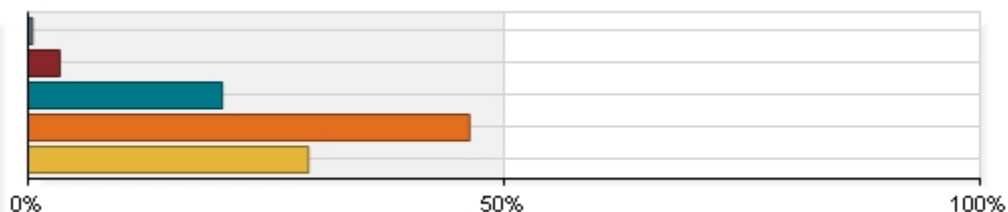
1 Never	2	0.30%
2 Rarely	11	1.66%
3 Sometimes	121	18.25%
4 Often	316	47.66%
5 Always	213	32.13%
Total	663	



During the past twelve months, about how often have your professors done the following? (continued)

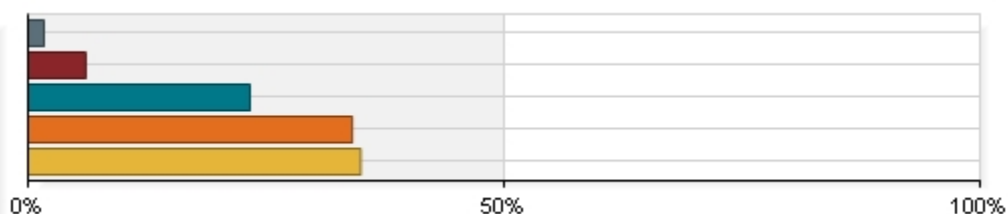
9. Demonstrated excellence in teaching

1 Never	3	0.45%
2 Rarely	22	3.32%
3 Sometimes	135	20.39%
4 Often	307	46.37%
5 Always	195	29.46%
Total	662	



10. Demonstrated commitment to diversity

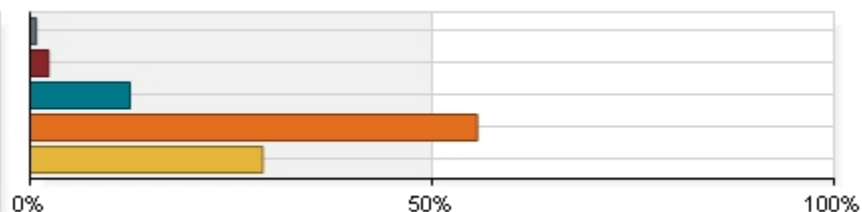
1 Never	11	1.66%
2 Rarely	40	6.05%
3 Sometimes	154	23.30%
4 Often	225	34.04%
5 Always	231	34.95%
Total	661	



Please indicate to what extent you agree with the following statements with respect to your professors over the past twelve months.

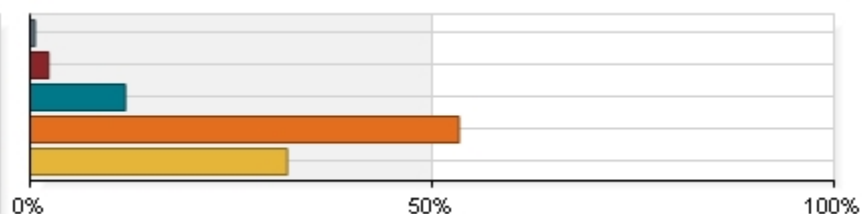
1. Developed opportunities for you to learn cooperatively with fellow students

1 Strongly disagree	5	0.76%
2 Disagree	15	2.27%
3 Neither agree nor disagree	82	12.42%
4 Agree	367	55.61%
5 Strongly agree	191	28.94%
Total	660	



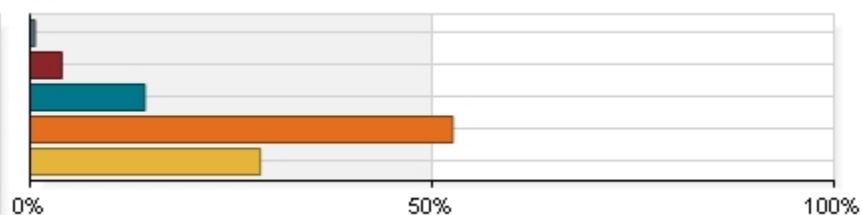
2. Encouraged you to be an actively involved learner

1 Strongly disagree	4	0.61%
2 Disagree	15	2.27%
3 Neither agree nor disagree	78	11.82%
4 Agree	352	53.33%
5 Strongly agree	211	31.97%
Total	660	



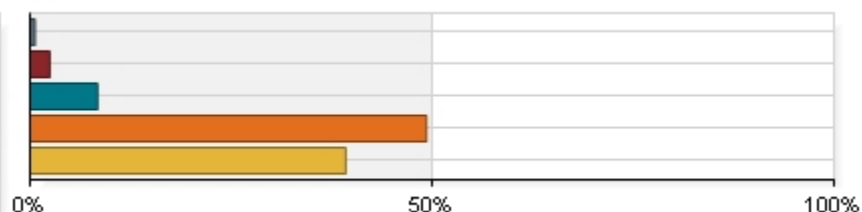
3. Prepared carefully to teach their classes

1 Strongly disagree	4	0.61%
2 Disagree	26	3.94%
3 Neither agree nor disagree	94	14.24%
4 Agree	347	52.58%
5 Strongly agree	189	28.64%
Total	660	



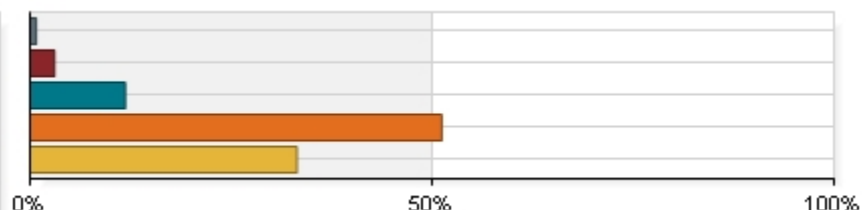
4. Treated students with respect

1 Strongly disagree	4	0.61%
2 Disagree	16	2.44%
3 Neither agree nor disagree	55	8.37%
4 Agree	324	49.32%
5 Strongly agree	258	39.27%
Total	657	



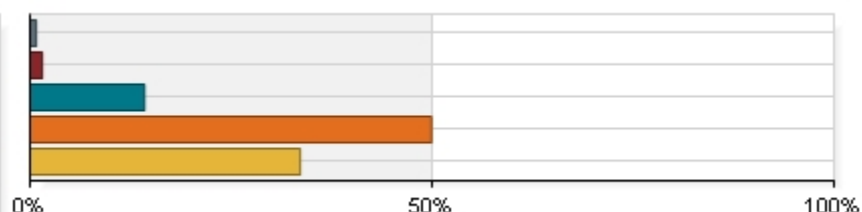
5. Graded appropriately/fairly

1 Strongly disagree	5	0.76%
2 Disagree	20	3.03%
3 Neither agree nor disagree	78	11.82%
4 Agree	338	51.21%
5 Strongly agree	219	33.18%
Total	660	



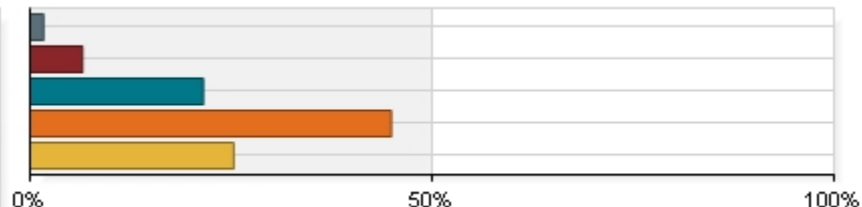
6. Available to help outside of class

1 Strongly disagree	5	0.76%
2 Disagree	10	1.51%
3 Neither agree nor disagree	94	14.22%
4 Agree	330	49.92%
5 Strongly agree	222	33.59%
Total	661	



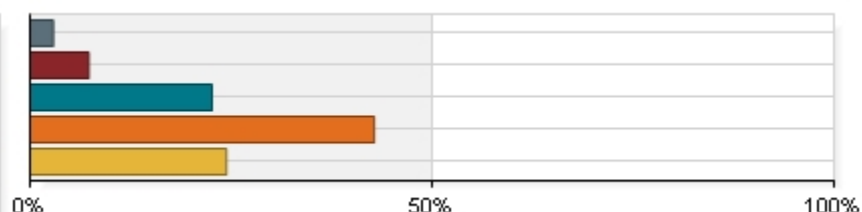
7. Provided feedback on your academic work outside of class time

1 Strongly disagree	11	1.67%
2 Disagree	43	6.53%
3 Neither agree nor disagree	142	21.55%
4 Agree	296	44.92%
5 Strongly agree	167	25.34%
Total	659	



8. Showed interest in your academic progress

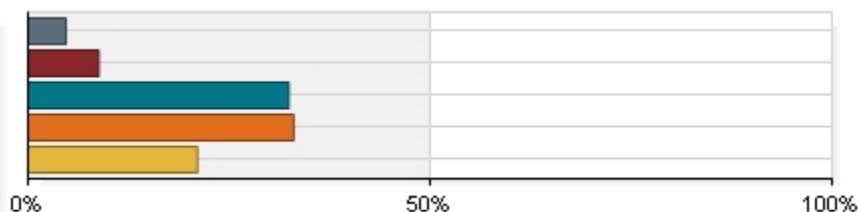
1 Strongly disagree	19	2.88%
2 Disagree	48	7.28%
3 Neither agree nor disagree	149	22.61%
4 Agree	282	42.79%
5 Strongly agree	161	24.43%
Total	659	



Please indicate to what extent you agree with the following statements with respect to your professors over the past twelve months. (continued)

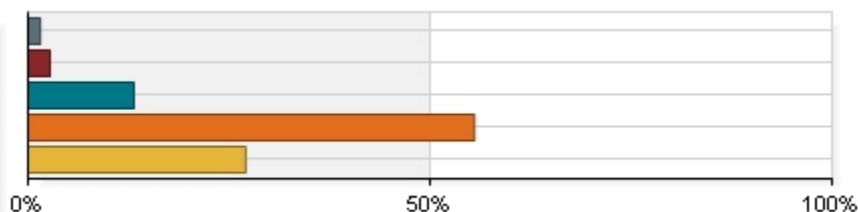
9. Provided emotional support and encouragement

1 Strongly disagree	31	4.70%
2 Disagree	58	8.79%
3 Neither agree nor disagree	214	32.42%
4 Agree	218	33.03%
5 Strongly agree	139	21.06%
Total	660	



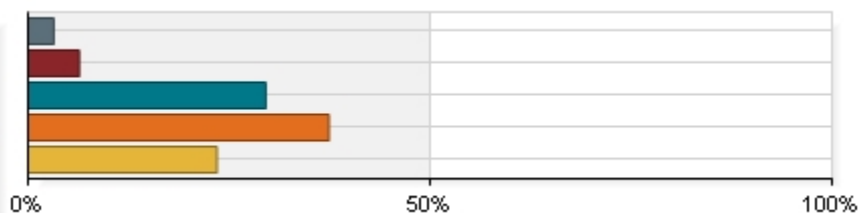
10. Provided intellectual challenge and stimulation

1 Strongly disagree	10	1.51%
2 Disagree	18	2.72%
3 Neither agree nor disagree	87	13.16%
4 Agree	367	55.52%
5 Strongly agree	179	27.08%
Total	661	



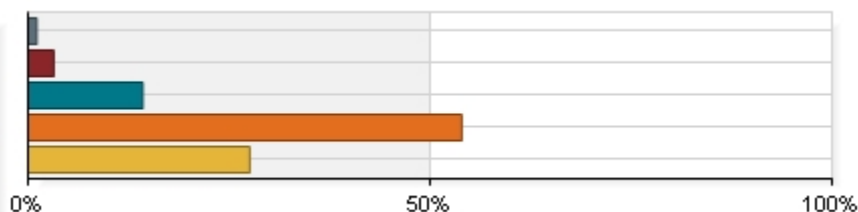
11. Helped you achieve your professional goals

1 Strongly disagree	21	3.18%
2 Disagree	42	6.36%
3 Neither agree nor disagree	195	29.55%
4 Agree	247	37.42%
5 Strongly agree	155	23.48%
Total	660	



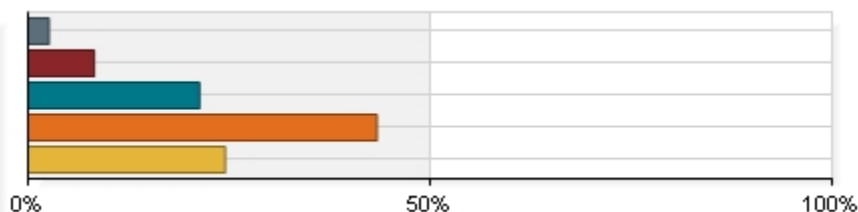
12. Encouraged your ability to learn on your own

1 Strongly disagree	7	1.06%
2 Disagree	21	3.18%
3 Neither agree nor disagree	94	14.24%
4 Agree	356	53.94%
5 Strongly agree	182	27.58%
Total	660	



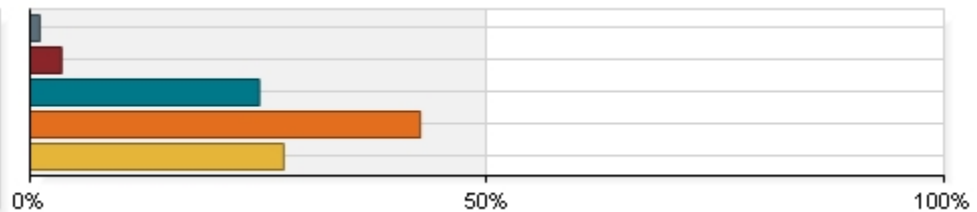
13. Used innovative technology to facilitate learning

1 Strongly disagree	17	2.59%
2 Disagree	54	8.22%
3 Neither agree nor disagree	140	21.31%
4 Agree	285	43.38%
5 Strongly agree	161	24.51%
Total	657	



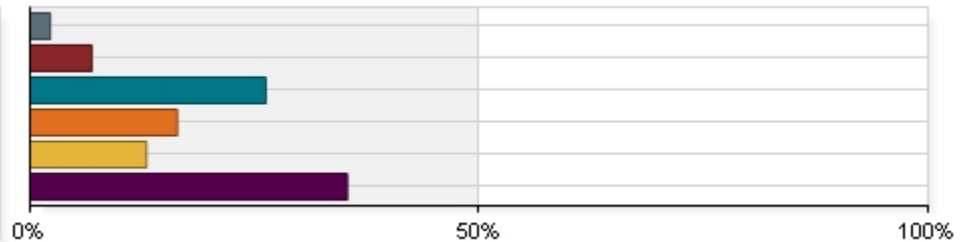
Overall impression of the faculty.

1 Extremely poor	7	1.04%
2 Below average	23	3.43%
3 Average	168	25.07%
4 Above average	286	42.69%
5 Excellent	186	27.76%
Total	670	



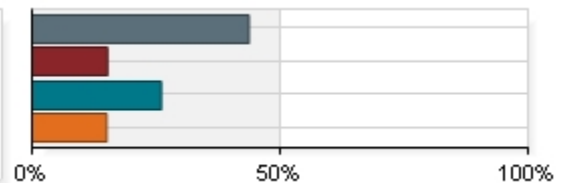
Overall impression of Teaching Assistants (TA's).

1 Extremely poor	15	2.24%
2 Below average	46	6.86%
3 Average	176	26.23%
4 Above average	110	16.39%
5 Excellent	87	12.97%
6 Did not have one	237	35.32%
Total	671	



Over the last twelve months, have you met with either of the following advisors?

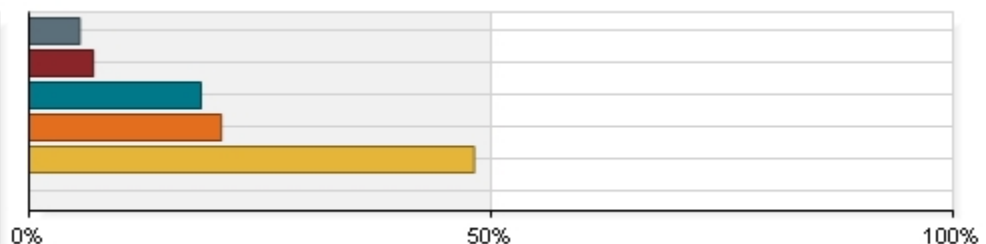
1 Faculty advisor	294	43.75%
2 Professional academic advisor (non-faculty advisor)	102	15.18%
3 Both a faculty and a professional academic advisor	175	26.04%
4 I did not meet with an advisor within the past twelve months	101	15.03%
Total	672	



Please rate the quality of your experience with a professional academic advisor.

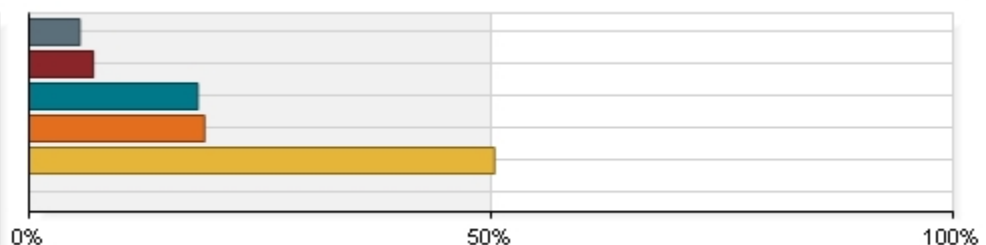
1. Overall impression of academic advising services

1 Poor	15	5.47%
2 Fair	19	6.93%
3 Good	51	18.61%
4 Very good	57	20.80%
5 Excellent	132	48.18%
6 Not applicable	0	0.00%
Total	274	



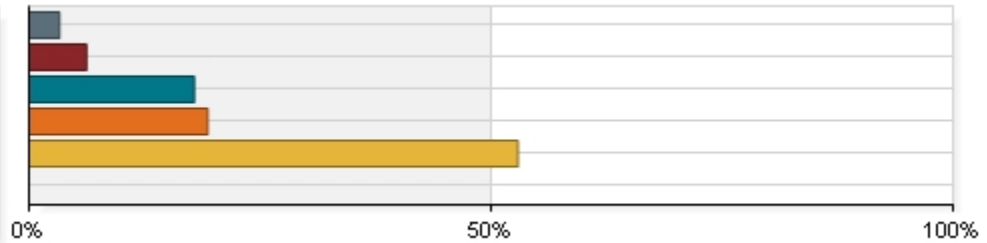
2. Helpfulness of advisor

1 Poor	15	5.47%
2 Fair	19	6.93%
3 Good	50	18.25%
4 Very good	52	18.98%
5 Excellent	138	50.36%
6 Not applicable	0	0.00%
Total	274	



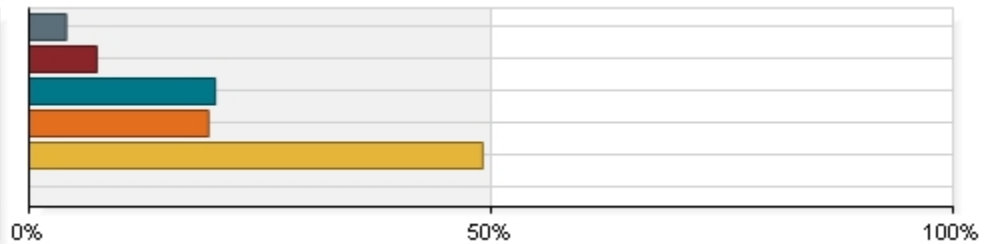
3. Approachability of advisor

1 Poor	9	3.28%
2 Fair	17	6.20%
3 Good	49	17.88%
4 Very good	53	19.34%
5 Excellent	145	52.92%
6 Not applicable	1	0.36%
Total	274	



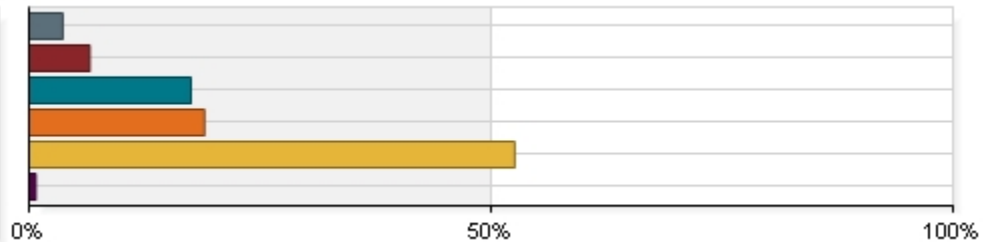
4. Sufficient time with advisor

1 Poor	11	4.03%
2 Fair	20	7.33%
3 Good	55	20.15%
4 Very good	53	19.41%
5 Excellent	134	49.08%
6 Not applicable	0	0.00%
Total	273	



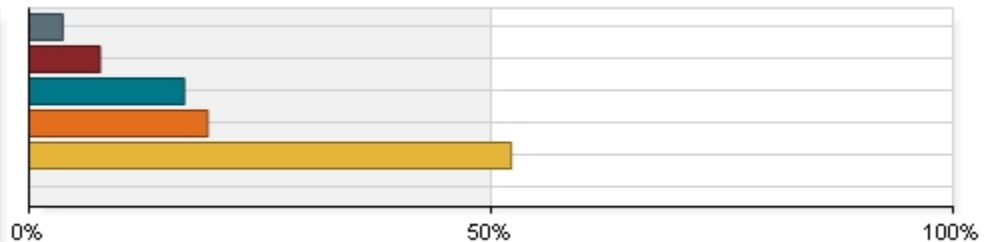
5. Advisor provided information about degree requirements and course sequencing

1 Poor	10	3.65%
2 Fair	18	6.57%
3 Good	48	17.52%
4 Very good	52	18.98%
5 Excellent	144	52.55%
6 Not applicable	2	0.73%
Total	274	



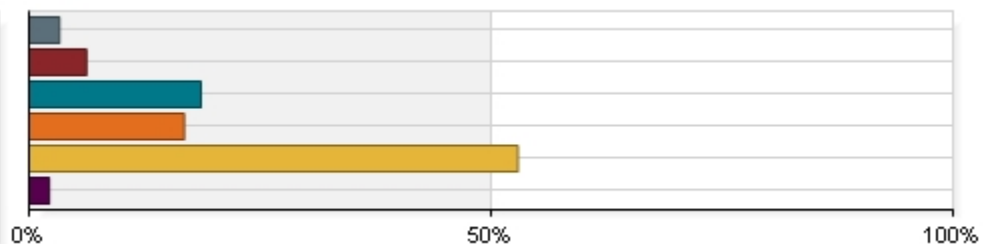
6. Knowledge of academic policies and procedures

1 Poor	10	3.65%
2 Fair	21	7.66%
3 Good	46	16.79%
4 Very good	53	19.34%
5 Excellent	143	52.19%
6 Not applicable	1	0.36%
Total	274	

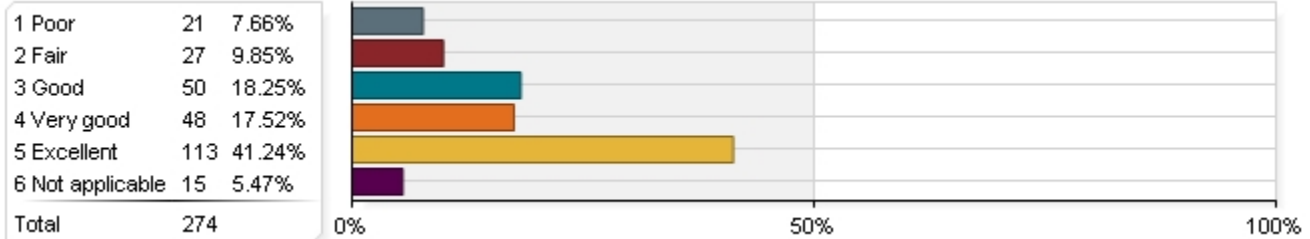


7. Ability to schedule appointment within two weeks

1 Poor	9	3.28%
2 Fair	17	6.20%
3 Good	51	18.61%
4 Very good	46	16.79%
5 Excellent	145	52.92%
6 Not applicable	6	2.19%
Total	274	

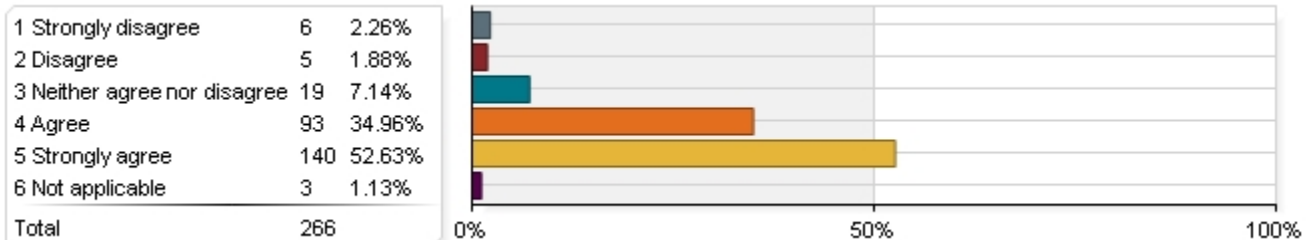


8. Guidance about profession/career

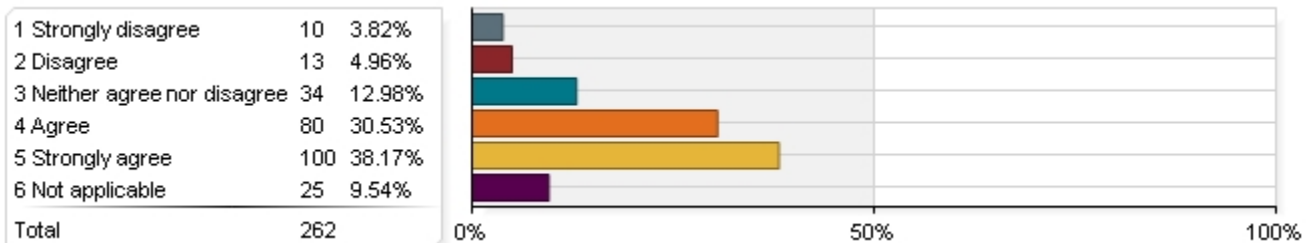


To what extent do you agree with the following statements about your professional academic advisor?

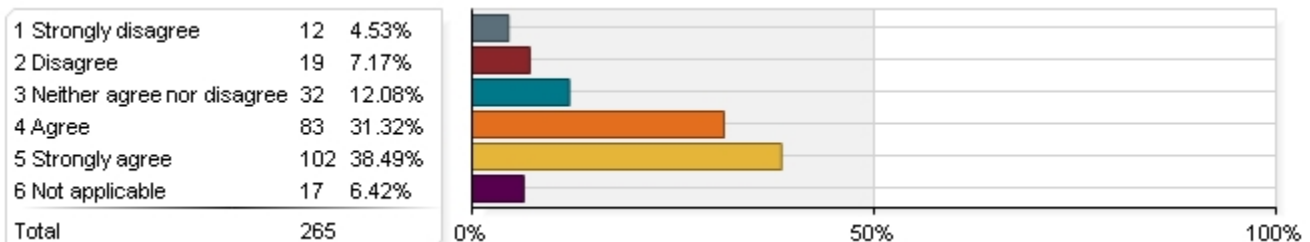
1. Reviewed your academic record prior to giving advice



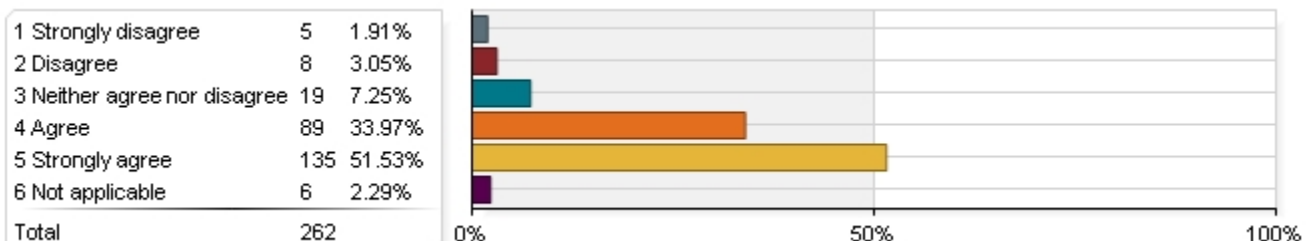
2. Discussed student support resources with you, such as tutoring, student organizations, disability resource center, counseling center, etc.



3. Discussed other issues with you, such as issues with academics/study skills, finances, personal/social engagement, career/major, courses not offered/closed, etc.

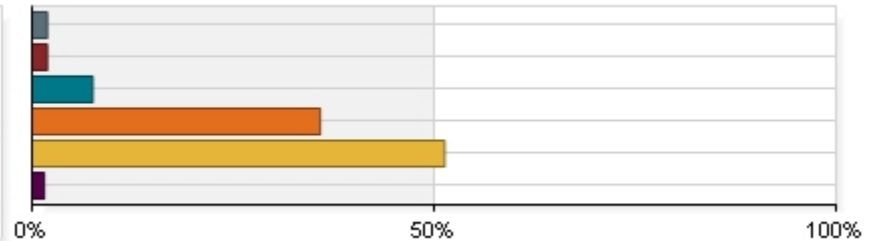


4. Helped you to understand your academic progress



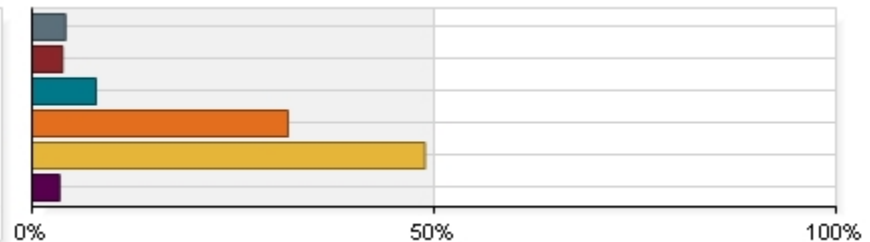
5. Was knowledgeable about your major, degree requirements/Flight Plan and course selections

1 Strongly disagree	5	1.89%
2 Disagree	5	1.89%
3 Neither agree nor disagree	20	7.55%
4 Agree	95	35.85%
5 Strongly agree	136	51.32%
6 Not applicable	4	1.51%
Total	265	



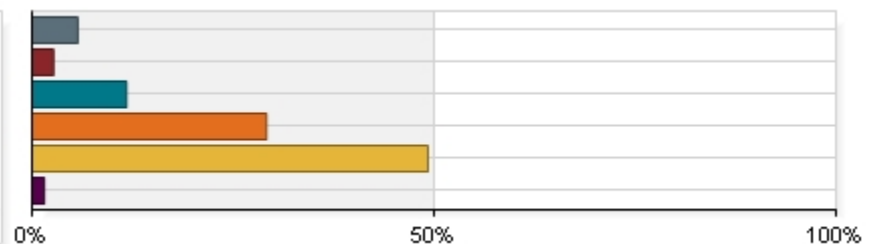
6. Discussed your goals in relationship to your academic plans (academic, career, etc.)

1 Strongly disagree	11	4.17%
2 Disagree	10	3.79%
3 Neither agree nor disagree	21	7.95%
4 Agree	84	31.82%
5 Strongly agree	129	48.86%
6 Not applicable	9	3.41%
Total	264	



7. Is someone you would recommend to other students

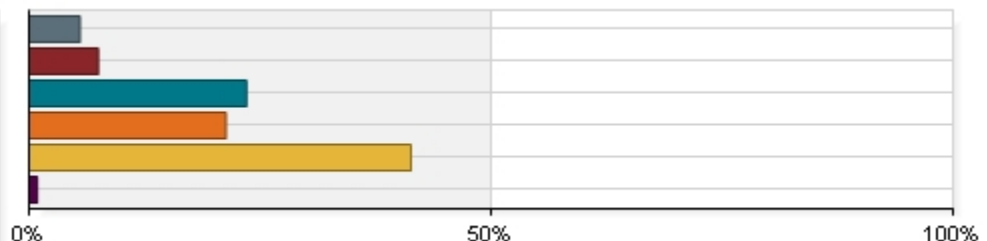
1 Strongly disagree	15	5.68%
2 Disagree	7	2.65%
3 Neither agree nor disagree	31	11.74%
4 Agree	77	29.17%
5 Strongly agree	130	49.24%
6 Not applicable	4	1.52%
Total	264	



Please rate the quality of your experience with a faculty advisor.

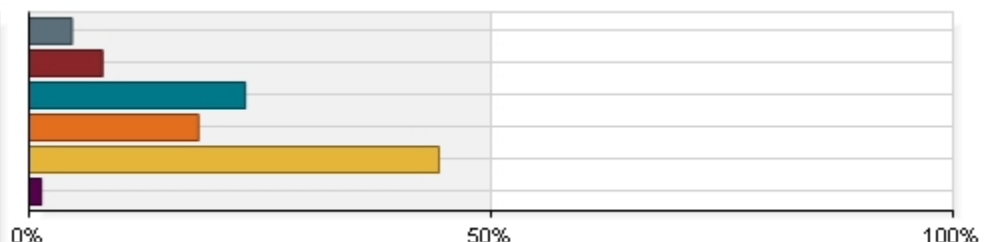
1. Overall impression of academic advising services

1 Poor	25	5.49%
2 Fair	34	7.47%
3 Good	107	23.52%
4 Very good	97	21.32%
5 Excellent	188	41.32%
6 Not applicable	4	0.88%
Total	455	

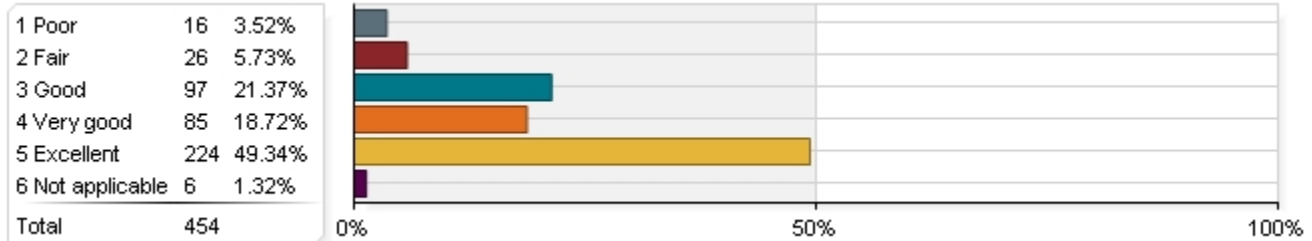


2. Helpfulness of advisor

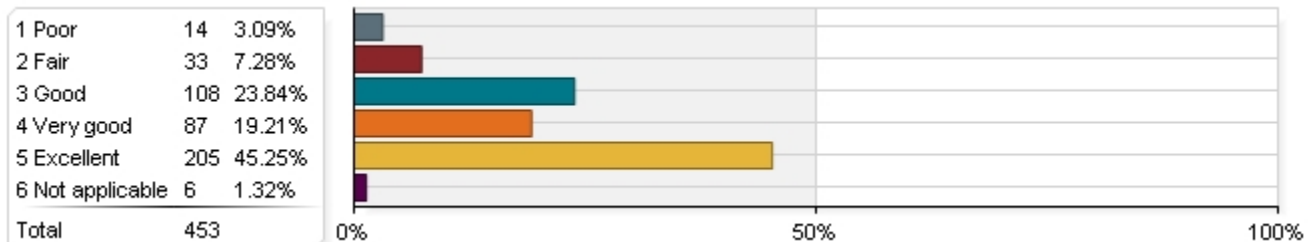
1 Poor	21	4.64%
2 Fair	36	7.95%
3 Good	106	23.40%
4 Very good	83	18.32%
5 Excellent	201	44.37%
6 Not applicable	6	1.32%
Total	453	



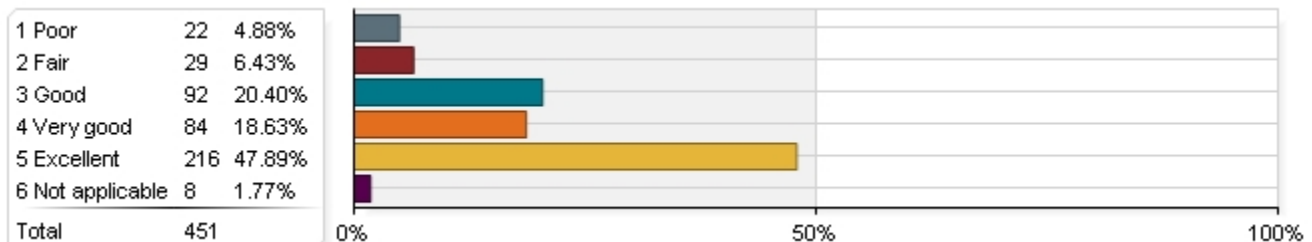
3. Approachability of advisor



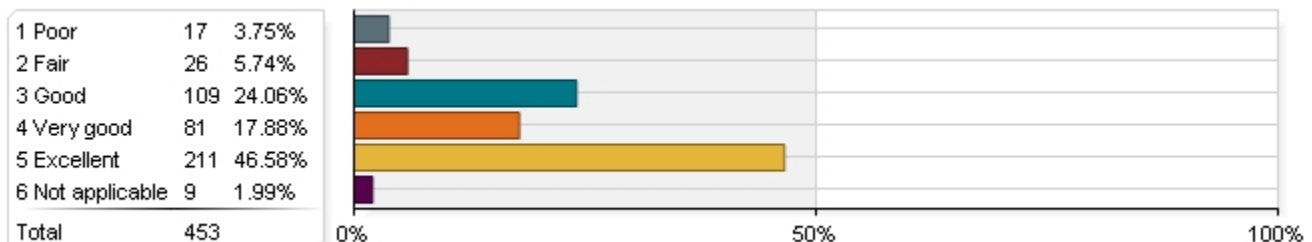
4. Sufficient time with advisor



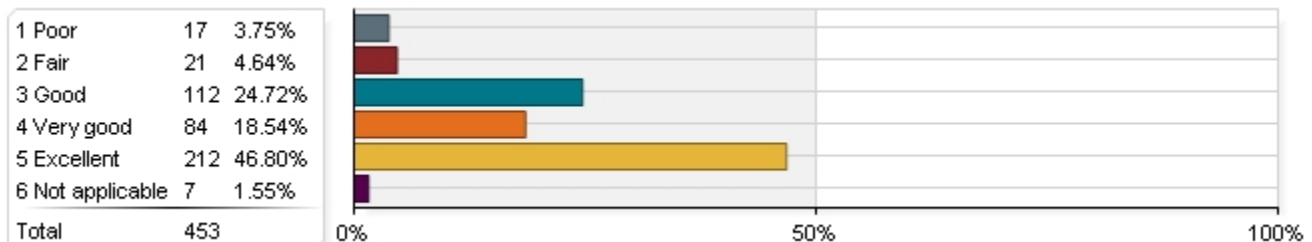
5. Advisor provided information about degree requirements and course sequencing



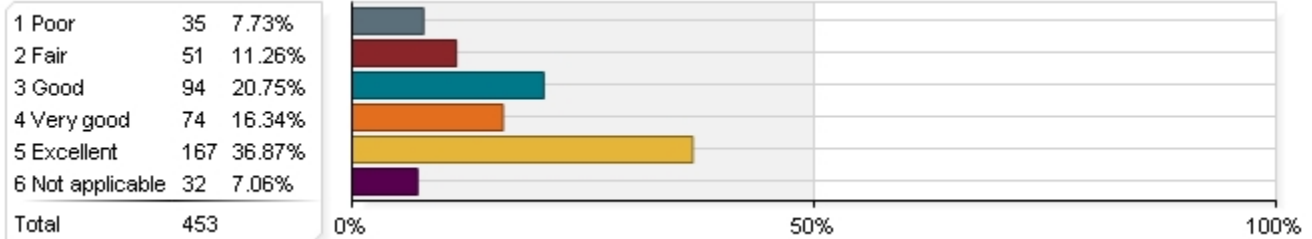
6. Knowledge of academic policies and procedures



7. Ability to schedule appointment within two weeks



8. Guidance about profession/career

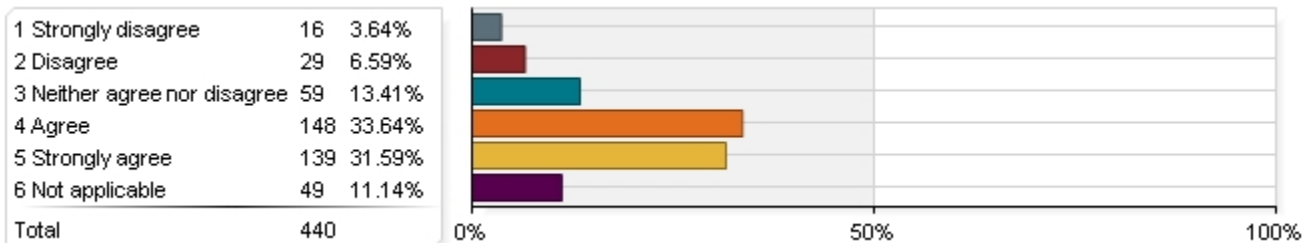


To what extent do you agree with the following statements about your faculty advisor?

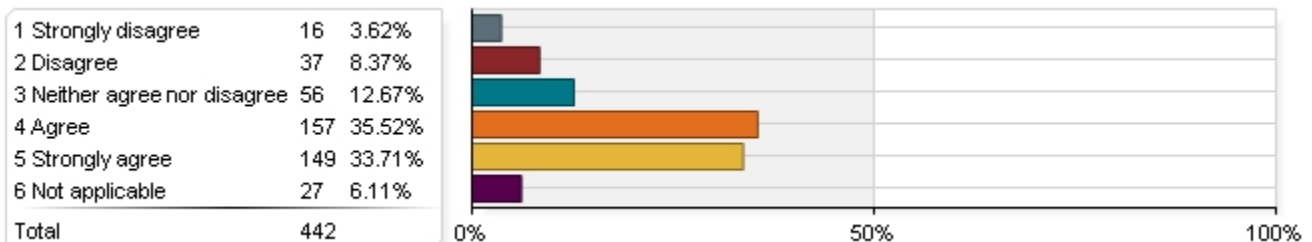
1. Reviewed your academic record prior to giving advice



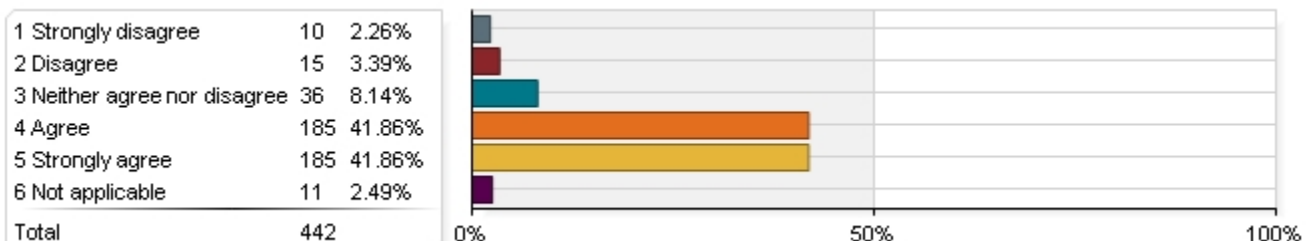
2. Discussed student support resources with you, such as tutoring, student organizations, disability resource center, counseling center, etc.



3. Discussed other issues with you, such as issues with academics/study skills, finances, personal/social engagement, career/major, courses not offered/closed, etc.

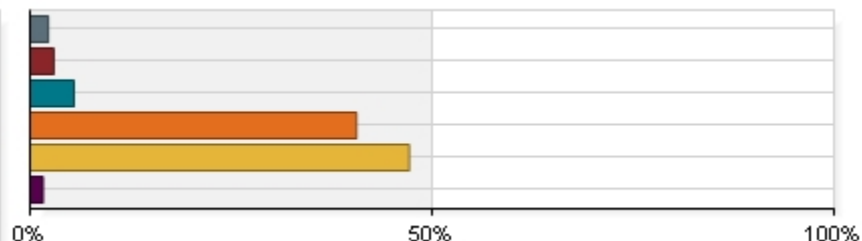


4. Helped you to understand your academic progress



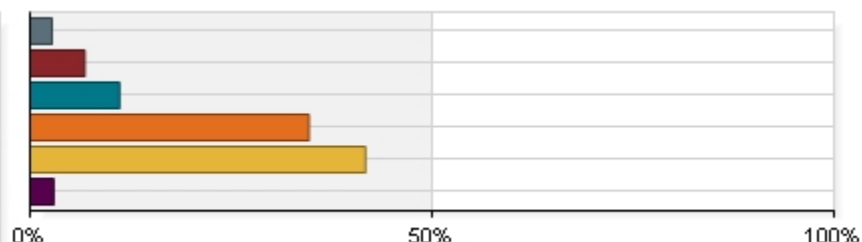
5. Was knowledgeable about your major, degree requirements/Flight Plan and course selections

1 Strongly disagree	10	2.27%
2 Disagree	13	2.95%
3 Neither agree nor disagree	24	5.44%
4 Agree	179	40.59%
5 Strongly agree	208	47.17%
6 Not applicable	7	1.59%
Total	441	



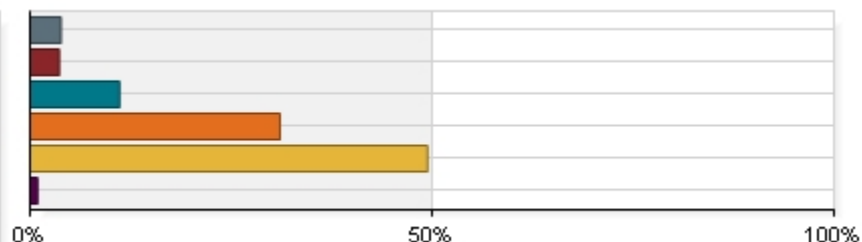
6. Discussed your goals in relationship to your academic plans (academic, career, etc.)

1 Strongly disagree	12	2.72%
2 Disagree	30	6.80%
3 Neither agree nor disagree	49	11.11%
4 Agree	153	34.69%
5 Strongly agree	184	41.72%
6 Not applicable	13	2.95%
Total	441	



7. Is someone you would recommend to other students

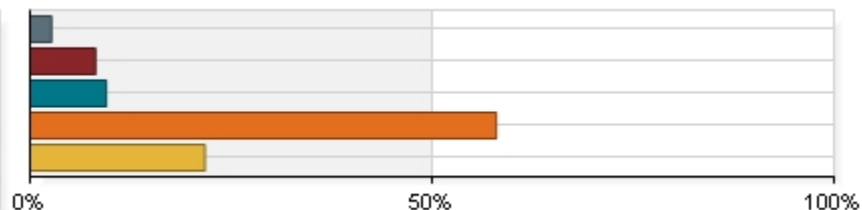
1 Strongly disagree	17	3.85%
2 Disagree	16	3.63%
3 Neither agree nor disagree	49	11.11%
4 Agree	137	31.07%
5 Strongly agree	218	49.43%
6 Not applicable	4	0.91%
Total	441	



To what extent do you agree with the following in reference to your academic program?

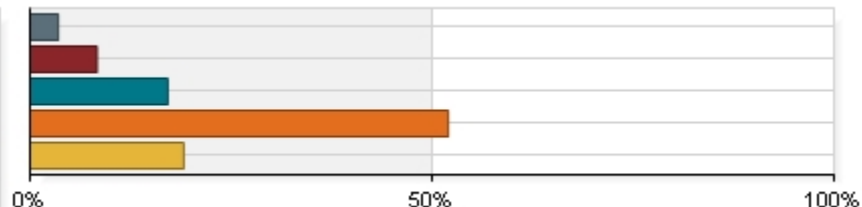
1. Offers courses with adequate frequency/time to complete your program as planned

1 Strongly disagree	16	2.66%
2 Disagree	49	8.14%
3 Neither agree nor disagree	57	9.47%
4 Agree	349	57.97%
5 Strongly agree	131	21.76%
Total	602	



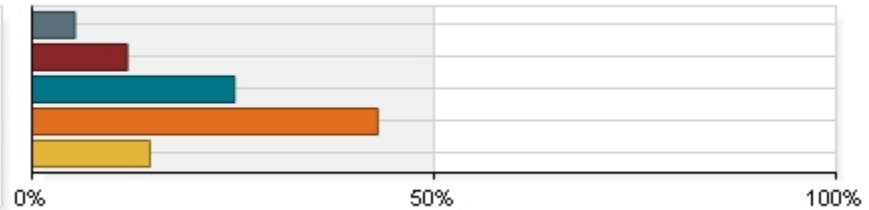
2. Provides adequate career preparation and guidance

1 Strongly disagree	21	3.49%
2 Disagree	50	8.31%
3 Neither agree nor disagree	103	17.11%
4 Agree	313	51.99%
5 Strongly agree	115	19.10%
Total	602	



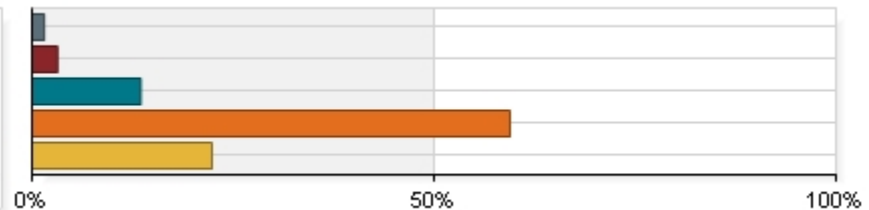
3. Actively helps you find appropriate employment or pursue further study

1 Strongly disagree	32	5.33%
2 Disagree	71	11.83%
3 Neither agree nor disagree	151	25.17%
4 Agree	258	43.00%
5 Strongly agree	88	14.67%
Total	600	



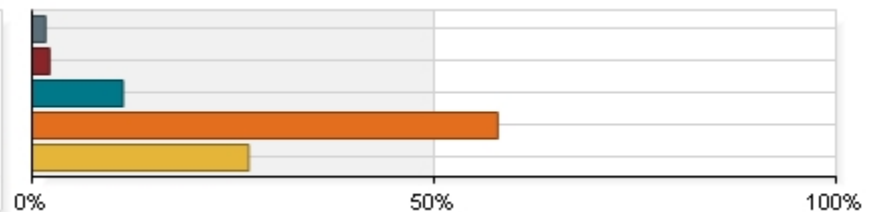
4. Maintains strong academic standards

1 Strongly disagree	9	1.50%
2 Disagree	19	3.17%
3 Neither agree nor disagree	81	13.52%
4 Agree	356	59.43%
5 Strongly agree	134	22.37%
Total	599	



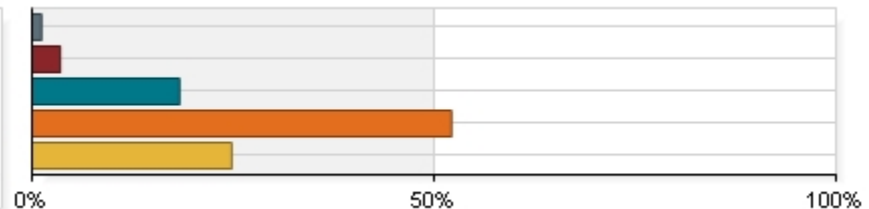
5. Characterized by mutual respect between students and professors

1 Strongly disagree	10	1.66%
2 Disagree	13	2.16%
3 Neither agree nor disagree	68	11.31%
4 Agree	348	57.90%
5 Strongly agree	162	26.96%
Total	601	



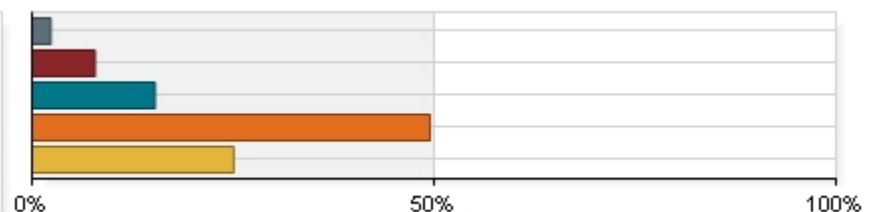
6. Teaches and affirms diversity, equity and social justice

1 Strongly disagree	7	1.17%
2 Disagree	21	3.50%
3 Neither agree nor disagree	110	18.33%
4 Agree	313	52.17%
5 Strongly agree	149	24.83%
Total	600	



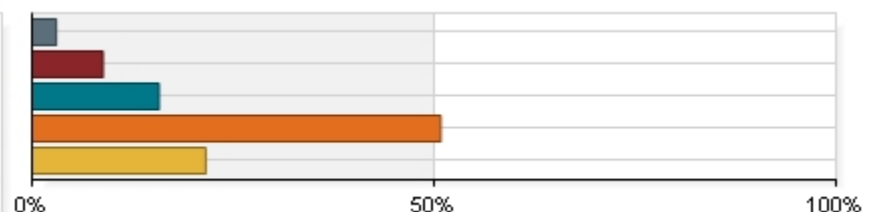
7. Provides adequate opportunities for program-related fieldwork/internship/practicum experiences

1 Strongly disagree	14	2.33%
2 Disagree	47	7.81%
3 Neither agree nor disagree	92	15.28%
4 Agree	298	49.50%
5 Strongly agree	151	25.08%
Total	602	



8. Provides opportunities to learn about and apply technologies that you are likely to encounter as a professional

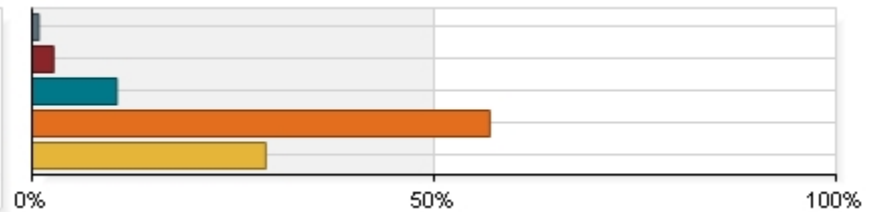
1 Strongly disagree	18	2.99%
2 Disagree	53	8.80%
3 Neither agree nor disagree	95	15.78%
4 Agree	306	50.83%
5 Strongly agree	130	21.59%
Total	602	



To what extent do you agree with the following in reference to your academic program? (continued)

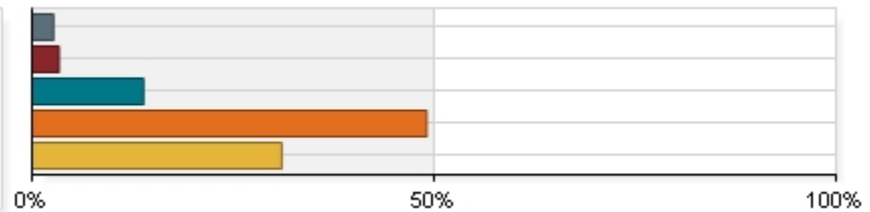
9. Provides exposure to current issues and topics in the field

1 Strongly disagree	5	0.83%
2 Disagree	16	2.67%
3 Neither agree nor disagree	63	10.52%
4 Agree	341	56.93%
5 Strongly agree	174	29.05%
Total	599	



10. Would recommend my academic program to other students

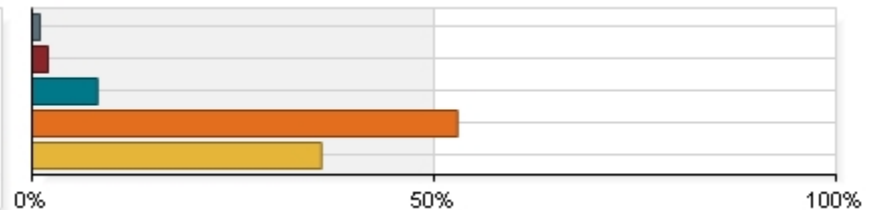
1 Strongly disagree	16	2.67%
2 Disagree	20	3.34%
3 Neither agree nor disagree	83	13.86%
4 Agree	294	49.08%
5 Strongly agree	186	31.05%
Total	599	



To what extent do you agree that your academic program helps in your development of the following?

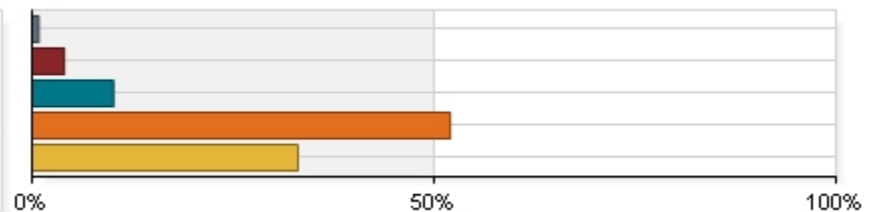
1. Critical thinking and problem-solving skills

1 Strongly disagree	6	1.00%
2 Disagree	12	1.99%
3 Neither agree nor disagree	49	8.13%
4 Agree	319	52.90%
5 Strongly agree	217	35.99%
Total	603	



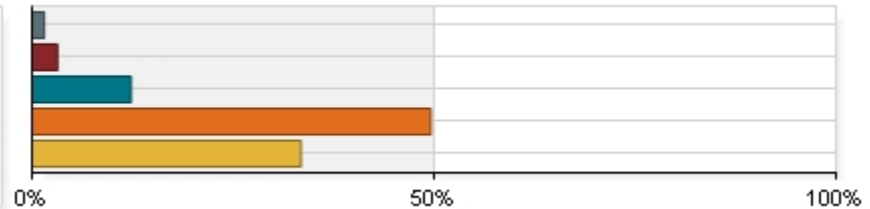
2. Oral and written communication skills

1 Strongly disagree	5	0.83%
2 Disagree	24	3.99%
3 Neither agree nor disagree	61	10.13%
4 Agree	313	51.99%
5 Strongly agree	199	33.06%
Total	602	



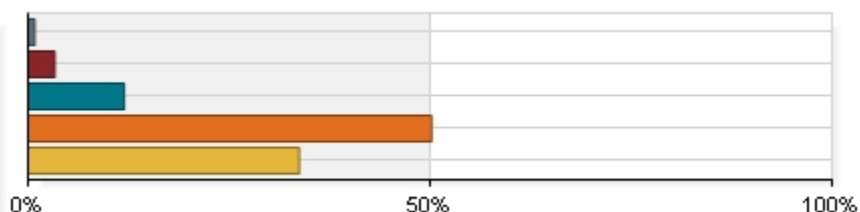
3. Interpersonal skills necessary to serve as an effective professional

1 Strongly disagree	9	1.50%
2 Disagree	19	3.16%
3 Neither agree nor disagree	74	12.31%
4 Agree	298	49.58%
5 Strongly agree	201	33.44%
Total	601	



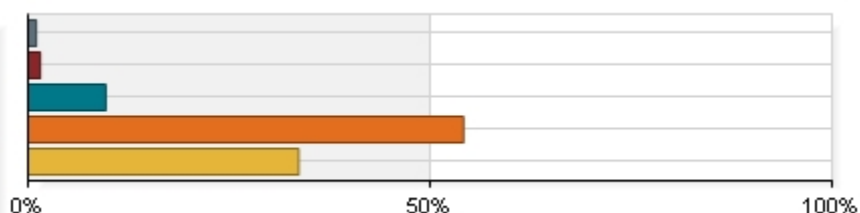
4. A strong sense of social, moral, and ethical responsibilities as they relate to your field of study

1 Strongly disagree	5	0.83%
2 Disagree	20	3.32%
3 Neither agree nor disagree	72	11.96%
4 Agree	302	50.17%
5 Strongly agree	203	33.72%
Total	602	



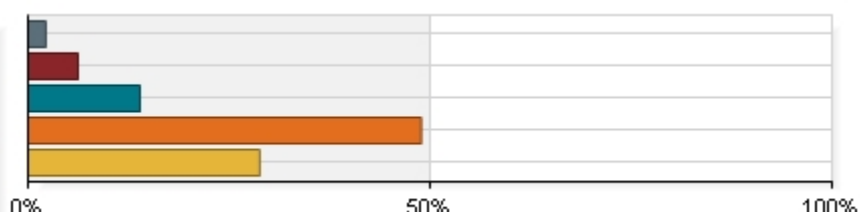
5. Use appropriate methods of inquiry in your field to analyze, understand, and develop effective solutions to problems

1 Strongly disagree	6	1.00%
2 Disagree	9	1.50%
3 Neither agree nor disagree	58	9.67%
4 Agree	325	54.17%
5 Strongly agree	202	33.67%
Total	600	



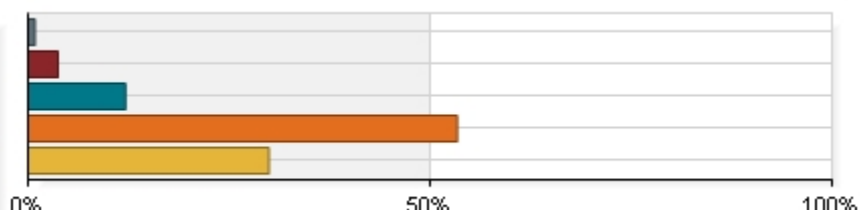
6. Leadership and/or management skills needed in your field of study

1 Strongly disagree	13	2.18%
2 Disagree	37	6.20%
3 Neither agree nor disagree	83	13.90%
4 Agree	292	48.91%
5 Strongly agree	172	28.81%
Total	597	



7. Understanding of the role and impact of the field in a broader societal and global context

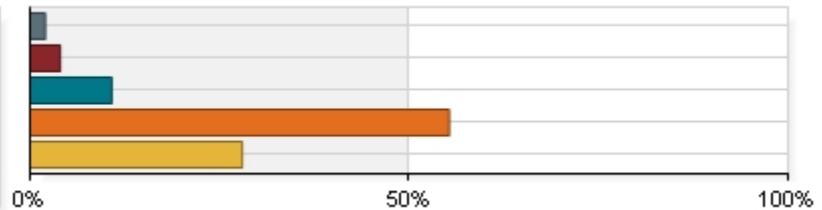
1 Strongly disagree	5	0.84%
2 Disagree	22	3.70%
3 Neither agree nor disagree	72	12.12%
4 Agree	317	53.37%
5 Strongly agree	178	29.97%
Total	594	



Please rate your level of satisfaction specific to your academic program with each of the following.

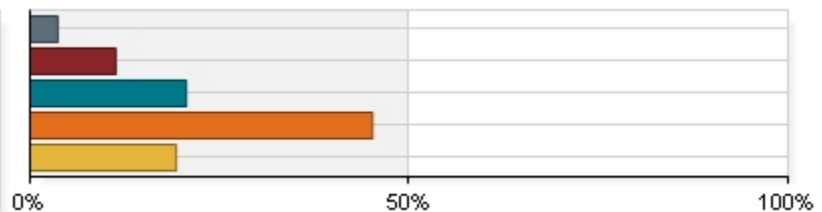
1. Quality of courses

1 Very dissatisfied	12	1.99%
2 Dissatisfied	24	3.97%
3 Neither satisfied nor dissatisfied	65	10.76%
4 Satisfied	334	55.30%
5 Very satisfied	169	27.98%
Total	604	



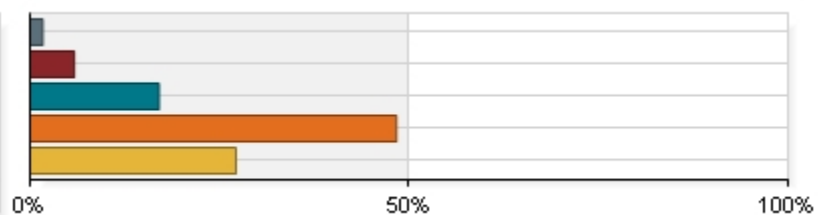
2. Usefulness of texts and course materials

1 Very dissatisfied	22	3.65%
2 Dissatisfied	68	11.30%
3 Neither satisfied nor dissatisfied	124	20.60%
4 Satisfied	272	45.18%
5 Very satisfied	116	19.27%
Total	602	



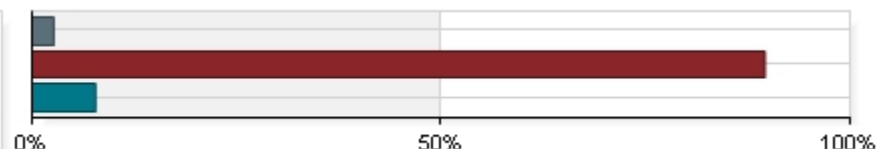
3. Relevance of coursework to expected career

1 Very dissatisfied	10	1.67%
2 Dissatisfied	35	5.83%
3 Neither satisfied nor dissatisfied	102	17.00%
4 Satisfied	290	48.33%
5 Very satisfied	163	27.17%
Total	600	



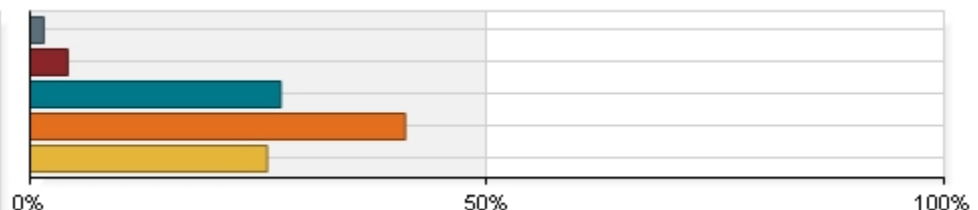
How would you describe your academic program?

1 Too difficult academically	16	2.64%
2 Appropriately challenging	543	89.60%
3 Too easy academically	47	7.76%
Total	606	



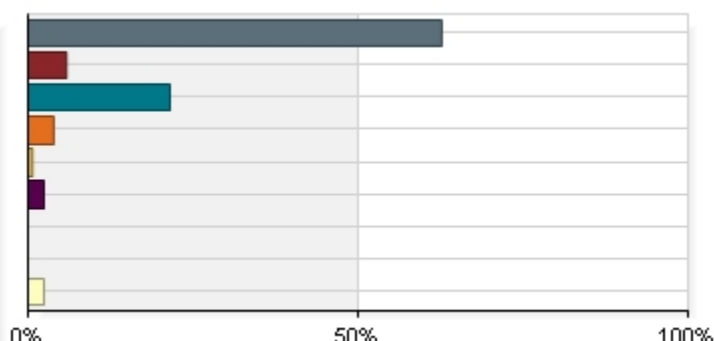
Overall experience with your academic program.

1 Extremely poor	9	1.48%
2 Below average	25	4.11%
3 Average	167	27.42%
4 Above average	250	41.05%
5 Excellent	158	25.94%
Total	609	



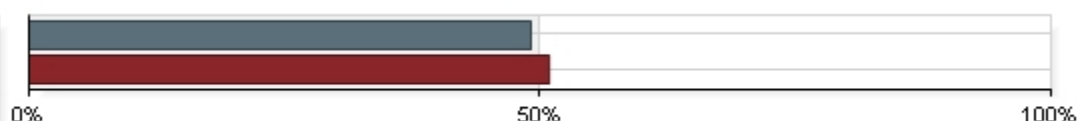
What is most likely to be your principal activity upon graduation?

1 Employment, full-time paid	388	62.68%
2 Employment, part-time paid	36	5.82%
3 Graduate or professional school, full-time	133	21.49%
4 Graduate or professional school, part-time	24	3.88%
5 Additional undergraduate coursework	4	0.65%
6 Military service	15	2.42%
7 Volunteer activity (i.e. Peace Corps)	3	0.48%
8 Starting or raising a family	1	0.16%
9 Other	15	2.42%
Total	619	



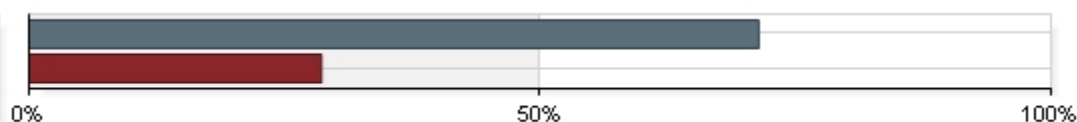
Do you have a job after graduation?

1 Yes	306	49.12%
2 No	317	50.88%
Total	623	



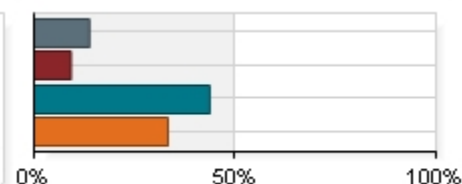
Is this job related to your undergraduate major?

1 Yes	217	71.38%
2 No	87	28.62%
Total	304	



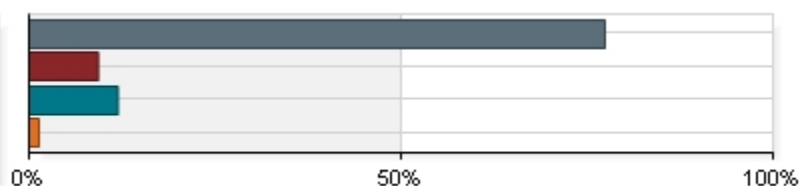
You indicated that this job is not related to your undergraduate major, please indicate why.

1 I found a more desirable position in another field	12	13.79%
2 I was unable to find a position related to my degree program	8	9.20%
3 I have not seriously looked for a position related to my degree program	38	43.68%
4 Other	29	33.33%
Total	87	



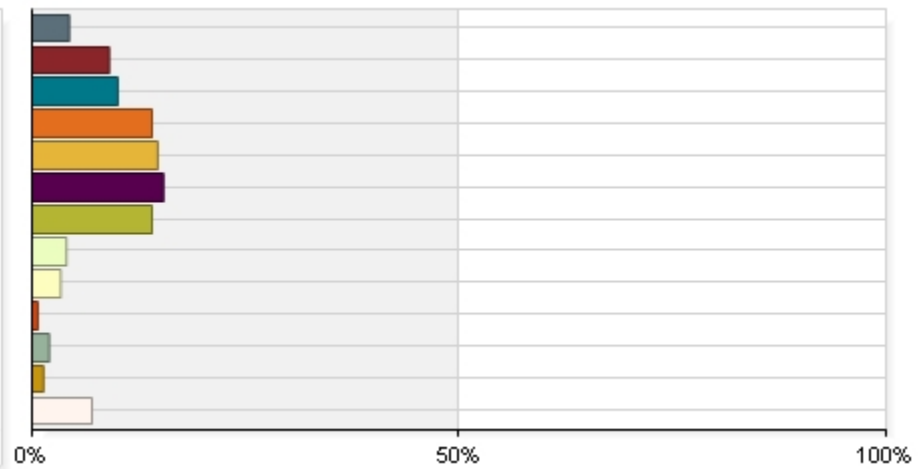
Where is your employer located?

1 Kentucky	233	77.41%
2 Illinois, Indiana, Ohio, Tennessee	28	9.30%
3 Other U.S. location	36	11.96%
4 Outside U.S.	4	1.33%
Total	301	



Please provide an estimate of the annual pre-tax salary you will earn.

1 Less than \$10,000	13	4.35%
2 \$10,000-\$19,999	27	9.03%
3 \$20,000-\$29,999	30	10.03%
4 \$30,000-\$39,999	42	14.05%
5 \$40,000-\$49,999	44	14.72%
6 \$50,000-\$59,999	46	15.38%
7 \$60,000-\$69,999	42	14.05%
8 \$70,000-\$79,999	12	4.01%
9 \$80,000-\$89,999	10	3.34%
10 \$90,000-\$99,999	2	0.67%
11 \$100,000-\$149,999	6	2.01%
12 \$150,000 or more	4	1.34%
13 Prefer not to answer	21	7.02%
Total	299	



What is the name of the organization where you will be working?

Comments
Private Client Services
University of Louisville School of Dentistry
Wilmer Hale, LLC
University of Louisville
Louisville Bar Association
University of Louisville
Norton Healthcare
PwC
Laurel Heights Hospital
Genpact
Ups
Lindemeyer CPA
Prodigy Construction Corp
UPS
YMCA
LGE KU
Humana
University Hospital
Baptist
BKD, LLP
ACCESS Wealth Management
National Football League
Ellis & Badehauben Orthopaedics LLC
Restaurant Paradis
Global Payment Systems
Koetter Construction
Norton Women's and Children's Hospital
Atria Senior Living
Hardin Memorial Hospital
Home of the Innocents
Goldman Sachs
Ivy Tech Community College
Owensboro Health
Kentucky Trailer
Brown Forman Corporation
LGE
UPS
Norton Women and Children's Hospital
Aramark
government

Comments
Staples
UPS
us bank
St. Bernard
Taco Bell then a hospital
Postlethwaite and Netterville APAC
Irish Rover
JCPS/Vocalink
UPS
NBH
Hardin Memorial Hospital
Family and Juvenile Services
Yum Brands
Norton children's hospital
CompuCom
CVS Pharmacy
LG&E
Sterling Thompson Company
Little Flock Christian Academy
Public School System
N/A
Federal Government
Toyota
JP Morgan & Chase Co
Home of the Innocents
KORT Physical Therapy
Metalsa
heine brothers
American Mortgage Service Company
Northrop Grumman
Baptist Health
Dennys Valet
Bullitt County Public Library
JCPS
University of Louisville hospital
Old National bank
Ford Motor Co
iHeartMedia
Hosparus Health
Grant County Sheriff's Office
TP ICAP
GE Appliances
Diabetes & Obesity Center, University of Louisville School of Medicine

Comments
TGKY
Amazon Fulfillment Center
University of Toledo
KCTCS
Army
Jefferson County Public School
University of Louisville Physicians Group
us military
Federal Bureau of Investigation
Department of Veteran Affairs
Humana
Norton Healthcare
Centerstone
Achieve Beyond
St. Albert the great school
Daycare
Louisville City FC
Kentucky department of Corrections
Sazerac Company
United States Air Force
Norton healthcare
Military
Rather not say
YMCA
Ink Publishing & Design
US Army
GE
JAC Inc.
Maryhurst
Owensboro Health Regional Hospital
Ups
Sojourn Community Church
Carroll county middle school
Kentucky Department of Veterans Affairs
University of Louisville
Jefferson County Public Schools
na
United States Army
University Hospital
REACH
NowSourcing Inc.
UofL

Comments
Norton
Kentucky Venues
Home instead
UofL
Norton healthcare
Louisville Water Tower Park
FireKing Security Group
Louisville Metro EMS
No
Taustine Eye Center
Shively Police Department
Boy Scouts
SCL HEALTH
CarMax
LG&E
Ford Motor Company
DCBS
Kroger
Choices, Inc.
Louisville Metro Government
Ernst and Young
Premier Packaging
Baltimore Orioles
US Army
Atria Senior Living
Northrop Equine PLLC
Kentucky One
Bay Care
USAF
Kentucky One Health
Evolent Health
Atria Senior Living
Freibert CPA Group
Hospice of the Upstate
US Army nurse corps
CBAM Partners, LLC
Volunteers of America
Garage Bar
Datto, Inc.
Kentucky Farm Bureau Insurance
Secretariat International
Fleur de Lis Events and Design
PhysAssist

Comments
Louisville Free Public Library
JCPS
Qk4, Inc.
Zimmer–Design
City of Bardstown
The STEAM Exchange and the Kentucky Museum of Arts and Crafts
Hazelwood Middle School
I'm not at liberty to say
United Parcel Service
UPS
Norton Healthcare
Not sure if I'm going to accept it yet.
Siemens
Ford Motor Company
Landcause.com
UPS
Mount Pleasant Police Department
Community Services Project, inc
US Army
Kroger
Farm Credit Mid–America
Fibreworks
Honda Manufacturing of America
Center for Women & Families
Humana
RIT
643 DP Athletics
IdleWild Butterfly Farm
Family Health Center
Norton healthcare
Dow Chemical
Norton Healthcare
Peace Corps Madagascar
Norton Healthcare
Costco
Ford Motor Company
YUM
DiOrio's Pizza and Pub
United States Army
West IP. Communications
UPS
Life in Abundance

Comments
I have had this job throughout school but will look for one in my field
N glantz
St. Patrick
PwC
Pegasus Institute
UofL Physicians
Kindred Hospice
U.S Army
Beat buy
UPS
PCA pharmacy
UPS
It's a Riding Stable
GE
Schneider Electric
Robley Rex VA Medical Center
Cracker Barrel Old Country Store
Ryder
Owensboro Health Regional Hospital
State Farm
Norton Audubon
Humana
Christ Hospital
Kindred Healthcare
US Army
Ernst & Young
Ups
Boston Scientific
Donn Mettens DMD
Immediadent
University of Louisville Medical Center
Yes Louisville
Pnr
Baptist Milestone Wellness Center
Norton Healthcare
Metro Pcs
LMPD
NASA
El Toro

What will your job title be?

Comments
Director of Finance and Advisory Services
Patient Services
Site Support
Grants and Contracts Assistant
KLRS Assistant
Industrial Hygienist
HR Business Assistant Senior
Labor and Delivery Registered Nurse
Assurance Associate
Residential Instructor
Assistant Supply Chain Agent
Sorter
Accounting Professional
HR Director
Front-Line Supervisor
Assistant preschool teacher
Civil Engineer I
Actuarial Analyst
RN
RN
Audit Associate
Lead Wealth Advisor
Consultant
PT Technician
server
Sr. Systems Analyst
Administrator of Building Services Division
Orthopedic Medical Surgical Nurse
Resident Services Assistant
RN
Resident Counselor
Analyst
Director of Clinical Education
Registered Nurse
Manufacturing Engineer
Bottling Maintenance Manager
Programmer/analyst
Load Planner
Emergency Room Registered Nurse
Supervisor

Comments
sub-teacher
Sales Representative
Business Professional
teller
Teacher
Manager
Registered Nurse
Staff Auditor
Server/bar tender
ESL assistant instructor/interpreter
Finance and Accounting Staff Support
RN
ED tech
Court Designated Worker
Payroll Specialist
ER nurse
L2 Deskside Support
Pharmacy Technician
Manager of mobility
Business Insurance Service Specialist
Grammar Teacher
Special Education Teacher
N/A
N/a
Quality Engineer
Personal Banker
RN
Physical Therapy Technician
Nurse
Quality Engineer
shift lead/barista
Underwriter
Electronic Engineer
Registered Nurse
Owner
Circulation clerk
Clerk II
Registered nurse
Retail Center Assistant Manager
General Labor
Key Account Coordinator
Analytical education
Deputy Sheriff

Comments
Trade Floor Support
Edison Engineer
Laboratory Technician, Casual/Temporary
Technical Engineer
Pack Associate
Graduate Assistant of Athletic Ticketing
STUDENT AFFAIRS SPECIALIST
Operations NCO
Instructor III
HR Business Partner
Sergeant Major
Investigative Specialist
Legal Instrument Examiner
Learning Technology Consultant
Developer
MLT
Charge Nurse
RBT
Assistant teacher
Teacher
Ticket sales agent
Caseworker/ Classification Treatment Officer
TBD
System administrator
ICU RN
military
Rn
Water Fitness Instructor
CEO
Engineering Supervisor
assembly line
Self-Employed
Program Supervisor
RN
Unknown right now
Greek ministry personnel
Special education
Women Veterans Coordinator
Information Systems Analyst
Moderate to Severe Disabilities Teacher
na
Adjutant General

Comments
RN
Graduate Student Assistant
Research Specialist
Unit Finance Manager
RN, BSN
Sponsorship and Event Marketing Coordinator
Caregiver
Research Assistant
Registered nurse
Event Specialist
Marketing coordinator
EMT-B
No
Technician
Assistant Chief
Ranger
Nurse
Buyer
Electrical Engineer II
Developmental Intern
Materials Supervisor
Social Service Worker
Industrial Engineer Intern
Case Manager
Library Assistant
Assurance Staff
Account Management
Ticket Services Representative
Army
Staff Accountant
Billing and Inventory Administrator
Nurse
RN
Aircraft maintenance officer
Medical receptionist
Intercompany Accountant
Tax Accountant
After hours RN
medical surgical nurse (RN)
Research Analyst
Marketing and Outreach Coordinator
Server
Marketing Operations Specialist

Comments
Financial Reporting Accountant 1
Forensic Consultant
Venue Manager
Scribe
Page
Substitute Teacher
Marketing Resources Manager
Graphic Designer
Assistant Director of Parks and Recreation
Art Instructor and Artist-in-residence
Special Education Teacher
Elementary Teacher
Administrative Assisstant
Package Handler
Patient Access
Counselor
Administration Assistant
Technician
Owner
Package Handler
Police Lieutenant
Payroll Manager
Second lieutenant
Cashier
Collateral Analyst
Sales Administration Assistant
Quality Engineer
Family Advocate
Technology Consultant
Intern Interpreter
Coach
Caretaker of insects and rearing butterflies
Population Health Coordinator
RN
Carrollton
Registered nurse
English Teacher
Staff RN
Pharmacy Technician
Mechanical Engineer
Service Desk Analyst
proprietor

Comments
Master Sergeant
Technical support engineer
Mid–Range Console Operator
Communications Associate
I have had this job throughout school but am looking for one in my field
Sales
Internship / Counselor
Risk Assurance Associate
Researcher
Physical Therapy Technician
RN Case Manager
E–4
Asset protection specialist
Training Supervisor
order entry
SUPERVISOR
Barn Manager
OMLP (Operations Management Leadership Program)
Commercial Services Analyst
Registered nurse
Retail Associate
HR
RN
Agent
Registered Nurse
Specialist
Registered Nurse
Onboarding Assistant
Military Intelligence Officer
Audit Staff
Process Development Engineer 1
Registered Dental Hygienist
Rdh
Registered Nurse
—
Dental hygienist
Contractor
Fitness Specialist
Registered Nurse
Teacher
Sales Associate
Production Manager
Police Officer

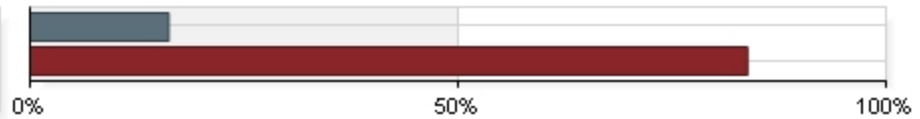
Comments

Electrical Engineer

Entry-level Developer

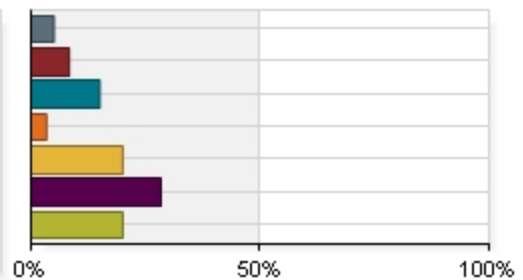
How did you learn about your position?

1 Resource at UofL	47	16.21%
2 Resource not at UofL	243	83.79%
Total	290	

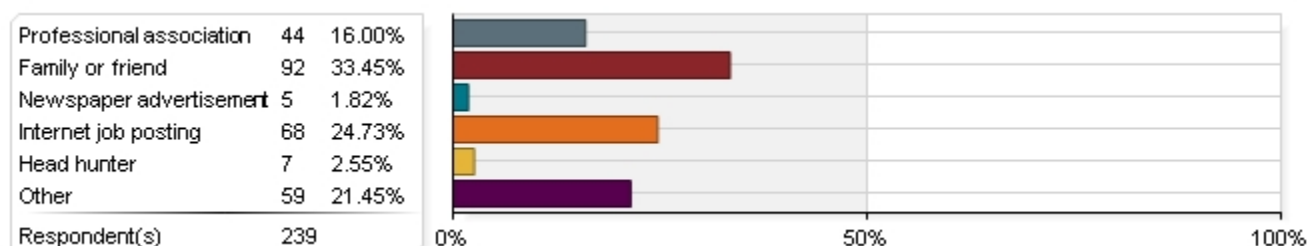


From which of the following UofL resources did you learn of your position?

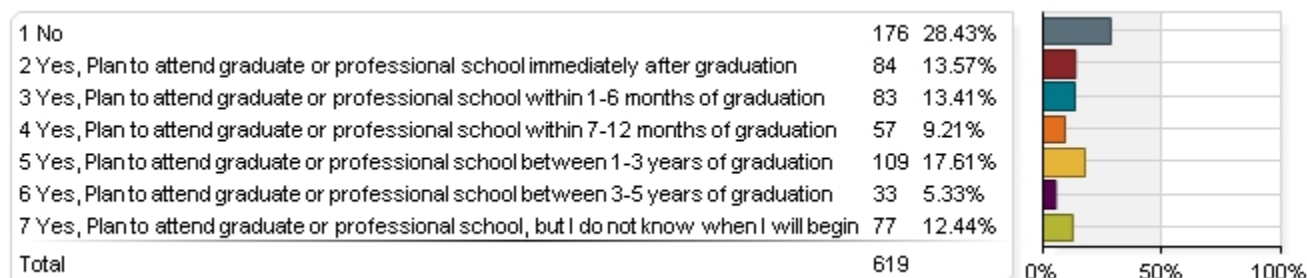
Through UofL Career Development Center (Houchens)	3	5.00%
Through unit-based Career Center (i.e. COB Ulmer Career Center)	5	8.33%
UofL Career Fair	9	15.00%
Unit-based Career Fair (i.e. COB Ulmer Career Center)	2	3.33%
Staff or faculty member at UofL	12	20.00%
My co-op or internship employer while still at UofL	17	28.33%
Other	12	20.00%
Respondent(s)	47	



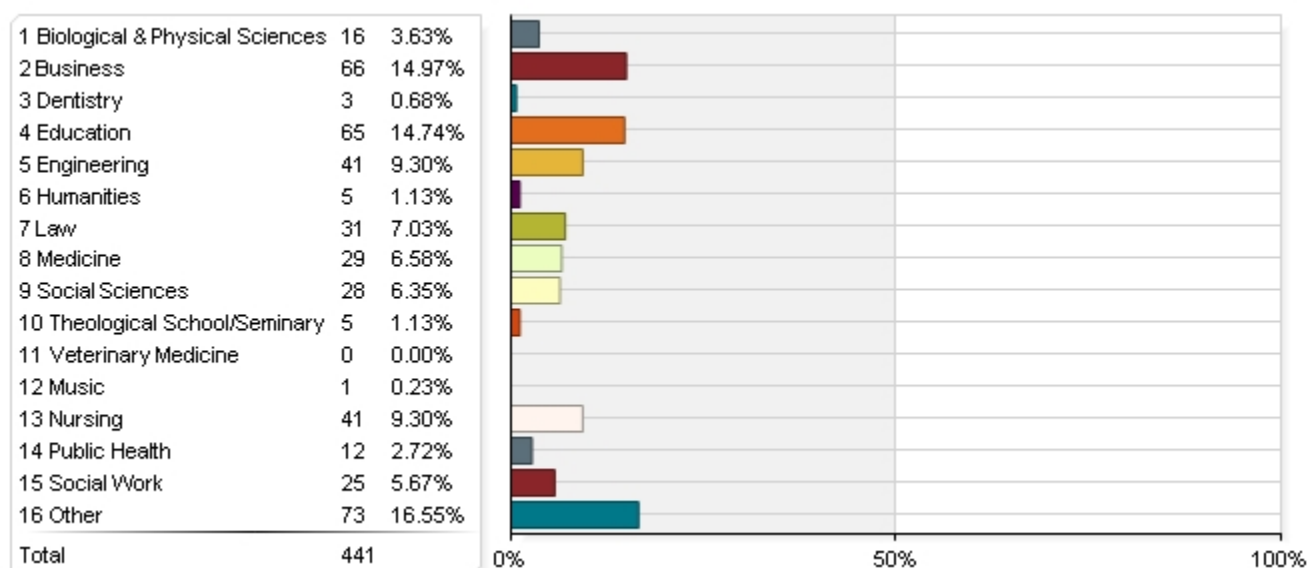
From which of the following resources did you learn of your position?




Are you planning to attend graduate school?



What will be your field of study?



Is this field related to your academic program?



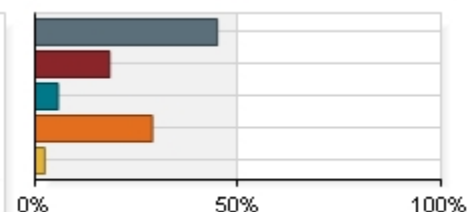
What degree will you be seeking?

1 M.B.A. (Business)	70	16.09%
2 Other Master's (includes all other degrees with "Master" in the title)	247	56.78%
3 L.L.B. or J.D. (Law)	30	6.90%
4 M.D. or D.O. (Medicine)	16	3.68%
5 D.D.S. (Dentistry)	3	0.69%
6 D.V.M. (Veterinary Medicine)	0	0.00%
7 Ph.D. or Ed.D.	23	5.29%
8 DNP	5	1.15%
8 Doctor of Physical Therapy	3	0.69%
8 DPT	3	0.69%
8 CRNA	3	0.69%
8 BSN	2	0.46%
8 MSSW	2	0.46%
8 NP	1	0.23%
8 Nurse Practitioner	1	0.23%
8 OLL	1	0.23%
8 PharmD	1	0.23%
8 Pharm.D.	1	0.23%
8 PharmD	1	0.23%
8 Psy.D	1	0.23%
8 Psy.D.	1	0.23%
8 Psychology	1	0.23%
8 PsyD	1	0.23%
8 Speech Language Pathology	1	0.23%
8 Undecided	1	0.23%
8 unknown	1	0.23%
8 unsure	1	0.23%
8 DPT (Doctorate of Physical Therapy)	1	0.23%
8 Graduate Certificate	1	0.23%
8 Master of Information Systems	1	0.23%
8 Master's of Engineering Management	1	0.23%
8 Masters of Science in Criminal Justice	1	0.23%
8 Mat	1	0.23%
8 MHA	1	0.23%
8 MPAS	1	0.23%
8 MSAT & DPT	1	0.23%
8 MSBA	1	0.23%
8 MSN	1	0.23%
8 BSN, MSN	1	0.23%
8 Certified Nurse Midwife	1	0.23%
8 CRNA (Certified Nurse Anesthetist)	1	0.23%
Total	435	



Where will you be attending school?

1 UofL	191	44.84%
2 Another college or university located in Kentucky	78	18.31%
3 A college or university located in Illinois, Indiana, Ohio, or Tennessee	24	5.63%
4 A college or university located in another U.S. location	123	28.87%
5 A college or university outside of the U.S.	10	2.35%
Total	426	



Indicate your overall level of satisfaction with your experiences at UofL.

1 Very dissatisfied	16	2.57%
2 Dissatisfied	38	6.11%
3 Neither satisfied nor dissatisfied	79	12.70%
4 Satisfied	325	52.25%
5 Very satisfied	164	26.37%
Total	622	

