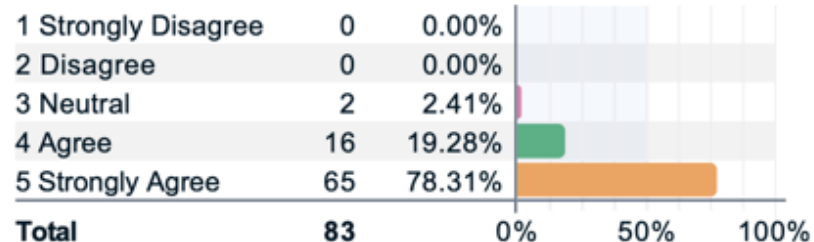
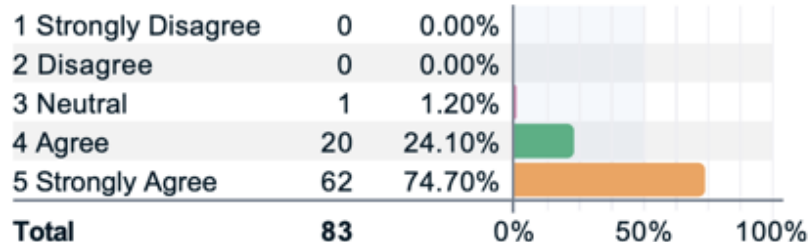


5. Overall, the attending faculty for this clerkship served as good role models.



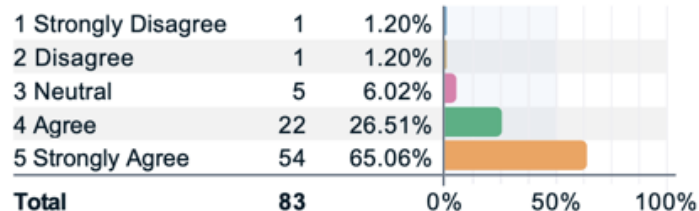
Statistics	Value
Response Count	83
Mean	4.76
Median	5.00
Mode	5
Standard Deviation	0.48
Standard Error (base on SD)	0.05

6. Overall, the attending faculty for this clerkship treated students fairly.



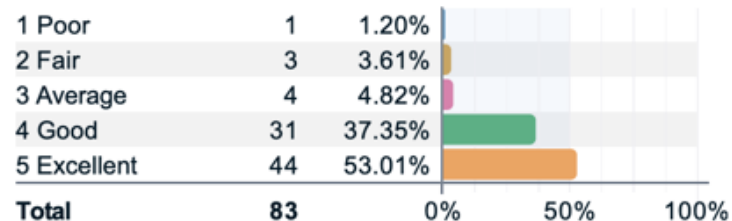
Statistics	Value
Response Count	83
Mean	4.73
Median	5.00
Mode	5
Standard Deviation	0.47
Standard Error (base on SD)	0.05

9. The faculty/preceptor teaching during this clerkship was effective.



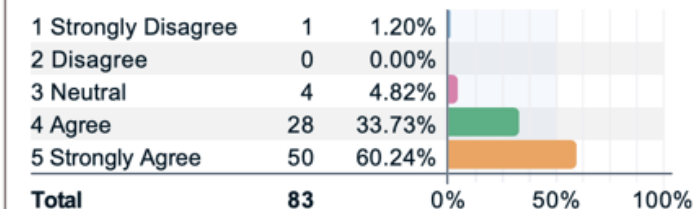
Statistics	Value
Response Count	83
Mean	4.53
Median	5.00
Mode	5
Standard Deviation	0.77
Standard Error (base on SD)	0.08

Please rate the overall effectiveness of the teaching in this clerkship.



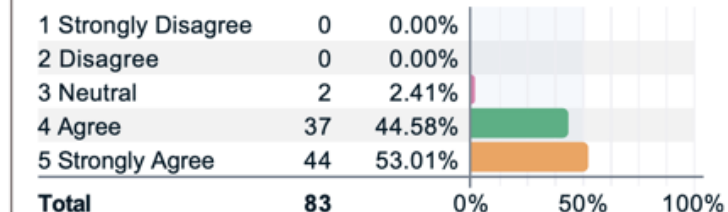
Statistics	Value
Response Count	83
Mean	4.37
Median	5.00
Mode	5
Standard Deviation	0.84
Standard Error (base on SD)	0.09

1. The faculty in this clerkship create a positive educational environment that is effective for medical student learning.



Statistics	Value
Response Count	83
Mean	4.52
Median	5.00
Mode	5
Standard Deviation	0.70
Standard Error (base on SD)	0.08

4. The faculty in this clerkship create a positive educational environment that is supportive of anti-racism.



Statistics	Value
Response Count	83
Mean	4.51
Median	5.00
Mode	5
Standard Deviation	0.55
Standard Error (base on SD)	0.06