

Continuing Professional Education
Administrative Dashboard

Manage Your Program: > LV2013-01 PRD2013

Logged on: Jim Creg , University of Louisville [logout]
Tue Mar 18, 2014 03:01:47 PM

Summary Program Records Accounts **Reports** eCommerce Production Live Events Fulfillment

 Click here to create or apply filter criteria

Reports List » Response Report

 Printer-friendly version

UofL - 5361 - Objectives Evaluation

Likert Avg.
4.19

Total Completed: 256

Options: Show Extended View

This activity was created to address the professional practice gaps listed below:

- Utilizing current information about RA treatment to determine the optimum treatment choices for individual patients with RA.
- Making ongoing modifications to treatment strategies in a timely enough manner to maximize patient outcome and satisfaction.
- Diagnosing and treating patients with psoriatic arthritis promptly enough to prevent structural joint damage.
- Utilizing new treatments introduced within the past few years for gout.
- Diagnosing AS promptly enough to enable aggressive treatment, thereby avoiding permanent damage.
- Recognizing and treating osteoporosis.
- Managing chronic pain in their patients with RA and other rheumatologic diseases.
- Treating the SSc/PAH disease combination rapidly or aggressively to prevent early death irreversible organ damage.
- Identifying new treatment targets being researched for SLE nor with a new biologic therapy that was recently FDA approved and launched for the treatment of this autoimmune disease.

1. Please respond regarding how much you agree or disagree that the gaps listed above were met.

Did participating in this educational activity change your KNOWLEDGE in the professional practice gaps that are listed above?

(1=Disagree,5=Agree)

| Sample | Mean | Graph | Std. Dev. |
|-------------------------|------------|---|-----------|
| All Respondents | 4.305 | | ± 0.859 |
| Response | Count | Graph | Percent † |
| 1=Disagree | 3 | | 1% |
| 2 | 8 | | 3% |
| 3 | 25 | | 10% |
| 4 | 92 | | 36% |
| 5=Agree | 128 | | 50% |
| Total Responses: | 256 | Respondent Details Trend Analysis | |

Did participating in this educational activity change your COMPETENCE in the professional practice gaps that are listed above?

(1=Disagree,5=Agree)

| Sample | Mean | Graph | Std. Dev. |
|-------------------------|------------|---|-----------|
| All Respondents | 4.188 | | ± 0.856 |
| Response | Count | Graph | Percent † |
| 1=Disagree | 2 | | < 1% |
| 2 | 9 | | 4% |
| 3 | 35 | | 14% |
| 4 | 103 | | 40% |
| 5=Agree | 107 | | 42% |
| Total Responses: | 256 | Respondent Details Trend Analysis | |

Did participating in this educational activity change your PERFORMANCE in the professional practice gaps that are listed above?

(1=Disagree,5=Agree)

| Sample | Mean | Graph | Std. Dev. |
|--------|------|-------|-----------|
|--------|------|-------|-----------|

| All Respondents | 4.098 | | ± 0.922 |
|-------------------------|------------|---|-----------|
| Response | Count | Graph | Percent † |
| 1=Disagree | 2 | | < 1% |
| 2 | 13 | | 5% |
| 3 | 46 | | 18% |
| 4 | 92 | | 36% |
| 5=Agree | 103 | | 40% |
| Total Responses: | 256 | Respondent Details Trend Analysis | |

2. Please elaborate on your previous answers.







| Response | Count | Graph | Percent † |
|--|-------|-------|-----------|
| Open-ended Text Responses (View Responses) | 92 | | 100% |
| <i>Non-Responders:</i> | 164 | | |

3. This activity should improve my:







Medical or Practice Knowledge
(1=Strongly Disagree,5=Strongly Agree)

| Sample | Mean | Graph | Std. Dev. |
|-------------------------|------------|---|-----------|
| All Respondents | 4.395 | | ± 0.807 |
| Response | Count | Graph | Percent † |
| 1=Strongly Disagree | 1 | | < 1% |
| 2 | 6 | | 3% |
| 3 | 19 | | 9% |
| 4 | 67 | | 32% |
| 5=Strongly Agree | 117 | | 56% |
| Total Responses: | 210 | Respondent Details Trend Analysis | |
| <i>Non-Responders:</i> | 46 | | |

Care Attitudes
(1=Strongly Disagree,5=Strongly Agree)

| Sample | Mean | Graph | Std. Dev. |
|-------------------------|------------|--|-----------|
| All Respondents | 4.110 |  | ± 0.929 |
| Response | Count | Graph | Percent † |
| 1=Strongly Disagree | 2 |  | < 1% |
| 2 | 10 |  | 5% |
| 3 | 38 |  | 18% |
| 4 | 73 |  | 35% |
| 5=Strongly Agree | 87 |  | 41% |
| Total Responses: | 210 | Respondent Details Trend Analysis | |
| <i>Non-Responders:</i> | 46 | | |

Procedural or Cognitive Skills
(1=Strongly Disagree,5=Strongly Agree)

| Sample | Mean | Graph | Std. Dev. |
|-------------------------|------------|--|-----------|
| All Respondents | 4.077 |  | ± 0.906 |
| Response | Count | Graph | Percent † |
| 1=Strongly Disagree | 2 |  | < 1% |
| 2 | 8 |  | 4% |
| 3 | 42 |  | 20% |
| 4 | 77 |  | 37% |
| 5=Strongly Agree | 80 |  | 38% |
| Total Responses: | 209 | Respondent Details Trend Analysis | |
| <i>Non-Responders:</i> | 47 | | |

Practice Behavior
(1=Strongly Disagree,5=Strongly Agree)

| Sample | Mean | Graph | Std. Dev. |
|--------|------|-------|-----------|
|--------|------|-------|-----------|





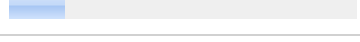
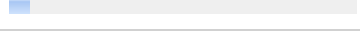
| Response | Count | Graph | Percent † |
|-------------------------|------------|-----------------------------------|-----------|
| All Respondents | 4.130 | | ± 0.850 |
| 1=Strongly Disagree | 0 | | 0% |
| 2 | 9 | | 4% |
| 3 | 36 | | 17% |
| 4 | 82 | | 39% |
| 5=Strongly Agree | 81 | | 39% |
| Total Responses: | 208 | Respondent Details Trend Analysis | |
| <i>Non-Responders:</i> | 48 | | |

Patients' Clinical Outcomes
(1=Strongly Disagree,5=Strongly Agree)

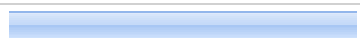
| Sample | Mean | Graph | Std. Dev. |
|-------------------------|------------|-----------------------------------|-----------|
| All Respondents | 4.191 | | ± 0.856 |
| Response | Count | Graph | Percent † |
| 1=Strongly Disagree | 0 | | 0% |
| 2 | 9 | | 4% |
| 3 | 33 | | 16% |
| 4 | 76 | | 36% |
| 5=Strongly Agree | 91 | | 44% |
| Total Responses: | 209 | Respondent Details Trend Analysis | |
| <i>Non-Responders:</i> | 47 | | |

4. Please indicate any primary barriers to implementing information acquired at the Perspectives in Rheumatology program to update or refine your patient care approach?

| Response | Count | Graph | Percent † |
|---|-------|-------|-----------|
| Diagnostic tool/treatment limitation | 58 | | 21% |
| Diagnostic tool/treatment unavailability | 36 | | 13% |
| Patients decline diagnostic or treatment intervention | 28 | | 10% |

| | | | |
|--|------------|--|--------------------------------|
| I don't feel confident in implementing this change | 15 |  | 5% |
| Lack of patient education | 30 |  | 11% |
| My practice doesn't permit this type of change | 18 |  | 6% |
| Lack of time to implement | 33 |  | 12% |
| I need more education about this topic | 45 |  | 16% |
| Other | 17 |  | 6% |
| Total Responses: | 280 | Respondent Details | Trend Analysis |
| <i>Non-Responders:</i> | <i>85</i> | | |

5. Please elaborate on your previous answers.

| Response | Count | Graph | Percent † |
|--|------------|--|-----------|
| Open-ended Text Responses (View Responses) | 59 |  | 100% |
| <i>Non-Responders:</i> | <i>197</i> | | |

Legend**percent question responses**

Proportion of a specific response (Qa) to the sum of all responses provided for that question (Q).

 $percent\ of\ total\ question\ responses = Qa / Qt$

(Example: X% of all responses to question Y were "A".)


† Percentages are calculated in three different ways. Click on the "Show Extended View" option at the top of the report to display the additional calculations. In cases where a question is required and only one response is allowed, all three percentages will be equal. The difference between the three calculations is most notable in a choose-all-that-apply question type that is optional.

Continuing Professional Education
Administrative Dashboard


Manage Your Program: **LV2013-01 PRD2013**

Logged on: **Jim Creg**, University of Louisville [logout]
 Tue Mar 18, 2014 03:27:04 PM

[Summary](#) |
 [Program](#) |
 [Records](#) |
 [Accounts](#) |
 [Reports](#) |
 [eCommerce](#) |
 [Production](#) |
 [Live Events](#) |
 [Fulfillment](#)

 [Click here to create or apply filter criteria](#)

Reports List » Create Pivot Table » Response Report » Text Responses

 [Printer-friendly version](#)

Text Responses

Page: 1 2 3

Total: 59

Please elaborate on your previous answers.

| | Respondent Company/Organization | Reservation Code Complete Date | Email Phone/Fax | Address | Custom 1 Custom 2 | Text Response |
|----|---|---|--|--|----------------------|--|
| 1. | Aboukhamis, Tareq Hillcroft Medical Clinic | 1153043-3xvqHU 2013-09-24 23:33:21.549-04 | taa08@hotmail.com Phone: 4109262470 Fax: | 3831 Shady Breeze Dr Houston, TX, 77082 USA | | I do not feel there are any major barriers |
| 2. | Avram, Mirit Caremore Touch | 1152402-AAKnaA 2013-09-23 14:59:43.642-04 | mavram1@live.com Phone: 7026223192 Fax: | 2950 N Green Valley Pkwy suite 931 Henderson, NV, 89014 USA | | Treatments are more complex than level of internist so need rheumatology referral. Some treatments may not be available in certain regions, yet topics grazed for understanding. Use of many meds would require more education/training. |
| 3. | Babick, Terry self | 1165363-2FcVPs 2013-10-23 14:36:01.099-04 | trbabick@gmail.com Phone: 2045897386 Fax: 2045897387 | 108 Attache Drive Winnipeg, MB, R2V3L45 CAN | | Patients are very much in control of their medical treatments these days. |
| 4. | BLANCO, JAMES PINELLAS CANCER CENTER | 1152732-3WCXxE 2013-09-24 12:07:43.224-04 | goyetteblanco@hotmail.com Phone: 727667-1605 Fax: | 1109 PINELLAS BAYWAY #404 ST. PETERSBURG, FL, 33715 USA | | AUTHORIZATION/AVAILABILITY OF TREATMENT REGIMENS. |

| | | | | | |
|-----|---|---|---|--|---|
| 5. | Braunstein, Neil <i>Southwest Medical Associates</i> | 1206264-UEJFn 2013-11-19 23:49:41.686-05 | braun100@cox.net Phone: 7024685913 Fax: | 2963 Kedleston Street Las Vegas, NV, 89135 USA | no major barriers to implementation |
| 6. | Burgos, Jennifer <i>RHCC</i> | 1165948-22SeTF 2013-10-24 21:02:51.05-04 | jenburgos2@gmail.com Phone: 2189276328 Fax: | 32730 420th Place Aitkin, MN, 56431 USA | I was looking for more clinical application |
| 7. | Cass, Roger <i>Roger M. Cass MD</i> | 1153993-AWEEzW 2013-09-27 09:14:09.043-04 | rdcass@earthlink.net Phone: 585473-6785 Fax: 585473-6802 | 1580 Elmwood Avenue Rochester, NY, 14620 USA | Well done course |
| 8. | Chabra, Sanjay <i>St Jude Heritage Medical Group</i> | 1155558-2Xx5ck 2013-10-01 10:18:27.069-04 | schabra@hotmail.com Phone: 602697-9300 Fax: 714626-8688 | 3943 Irvine Blvd #335 Irvine, CA, 92602 USA | Would like to implement CDAI tool into electronic medical record |
| 9. | Ciejka, Jan <i>Aspirus Rheumatology Clinic</i> | 1155388-ArSyji 2013-09-30 21:06:16.672-04 | janciejka@yahoo.com Phone: 715212-1867 Fax: | 1508 Timber Lane Wausau, WI, 54403 USA | I have been having more denials for Biologics for patients with ERA |
| 10. | cole, mary <i>self</i> | 1162917-mBAfA 2013-10-17 15:31:51.768-04 | jayhawk76n@hotmail.com Phone: 316832-0721 Fax: | 2525 north somerset ave wichita, KS, 67204 USA | I don't have a tremendous amount of knowledge of rheumatology. |
| 11. | Crepet, Ruth <i>Guthrie clinic</i> | 1154818-2EANAz 2013-09-29 21:26:13.958-04 | dr Ruthcrepet@yahoo.com Phone: 6072575858 Fax: 6072571718 | 1780 Hanshaw rd Ithaca, NY, 14850 USA | As a primary care doctor I refer PTs when I diagnose a problem in this field. |
| 12. | Dunne, Michelle <i>Veterans Administration</i> | 1157180-2s4AcJ 2013-10-04 12:32:29.912-04 | dunnfamily@cox.net Phone: 702544-0136 Fax: | 6618 Tattler Drive North Las Vegas, NV, 89084 USA | Managed care |
| 13. | Easterwood, Katherine <i>Arthritis Consultants</i> | 1161055-3ae3jP 2013-10-13 11:34:48.388-04 | kathyeasterwood@yahoo.com Phone: 254258-6649 Fax: 254628-2729 | 3334 Eagle Ridge Harker Heights, TX, 76548 USA | Insurance coverage / financial constraints can limit implementation. |
| 14. | Enriquez, Jose <i>Delhi Clinic and Hospital</i> | 1156468-wgWAE 2013-10-02 23:15:37.773-04 | jrenriquez51@yahoo.com Phone: 318878 9293 Fax: 318878 9682 | 511 Little John Dr. Delhi, LA, 71232 USA | Practice in the rural area setting limits the capabilities in obtaining diagnostic tools and treatment and the lack of patient resources. |
| 15. | fabricant, michael <i>st jude heritage</i> | 1153616-AAHp7f 2013-09-26 11:23:25.213-04 | msfcdm@aol.com Phone: 714626-8650 Fax: 714626-8850 | 2141 n harbor blvd fullerton, CA, 92835 USA | insurance coverage |

| | | | | | |
|-----|--|---|--|--|--|
| 16. | Farber, Michael <i>Retired</i> | 1154373-3xr2E6 2013-09-28 14:19:38.935-04 | mfarber1@gmail.com Phone: 702643-1122 Fax: | 3508 Morgan Springs Ave. North Las Vegas, NV, 89081 USA | Retired |
| 17. | Goh, Albert <i>albert s. goh md., Inc</i> | 1154280-SY2Mf 2013-09-28 00:58:21.13-04 | asgoh@cox.net Phone: 714474-3555 Fax: 714389-0139 | p.o. box 244 Tustin, CA, 92781 USA | Still learning |
| 18. | gorsche, ron <i>Ronald George Gorsche Prof Corp</i> | 1167158-22NX7W 2013-10-28 15:53:16.85-04 | rgorsche@telusplanet.net Phone: 403652-2929 Fax: 40365201510 | Box 5580 High River, AB, T1V1M6 CAN | some treatments not yet approved in Canada |
| 19. | Hadley, Stephen <i>St Lukes Hospital</i> | 1152758-3x7FTQ 2013-09-24 13:23:34.894-04 | hadley.steve@gmail.com Phone: 218249-6960 Fax: 218249-6969 | 1000 East First St. Suite 203 Duluth, MN, 55805 USA | Still do not have tools to adequately evaluate "remission" in inflammatory arthritis. Unable to predict disease course or to select therapies based upon genetics and thus to improve tolerance and treatment outcome |
| 20. | Hardison, Mitchell <i>Mitchell Hardison, M.D., PLLC</i> | 1154158-2nfqFo 2013-09-27 16:26:39.957-04 | drhardison@mdvip.com Phone: 919803-1417 Fax: 919803-1418 | 2301 Rexwoods Dr Ste 118 Raleigh, NC, 27607 USA | Same as above> I doubt many generalists are going to prescribe these biologics routinely without a rheumatologist referral and biologics were in my opinion the focus of 90% of the session |

Continuing Professional Education
Administrative Dashboard

Manage Your Program: LV2013-01 PRD2013

Logged on: **Jim Creg** , University of Louisville [logout]
 Tue Mar 18, 2014 03:05:09 PM

- Summary
- Program
- Records
- Accounts
- Reports
- eCommerce
- Production
- Live Events
- Fulfillment

[Click here to create or apply filter criteria](#)

Reports List » Response Report

[Printer-friendly version](#)

| | |
|---|----------------------------|
| UofL - 5361 - Speaker Evaluation | Likert Avg. 4.33 |
|---|----------------------------|


Total Completed: 256

Options: [Show Extended View](#)






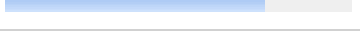
1. Please evaluate the effectiveness of the following speakers in improving your knowledge, competence and/or performance.

Daniel E. Furst, MD
 (1=Poor,5=Excellent)





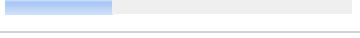

| Sample | Mean | Graph | Std. Dev. |
|-----------------|-------|-------|-----------|
| All Respondents | 4.504 | | ± 0.732 |
| Response | Count | Graph | Percent † |
| 1=Poor | 1 | | < 1% |
| 2 | 4 | | 2% |
| 3 | 18 | | 7% |
| 4 | 74 | | 29% |

| | | | |
|-------------------------|------------|--|-----|
| 5=Excellent | 157 |  | 62% |
| Total Responses: | 254 | Respondent Details Trend Analysis | |
| <i>Non-Responders:</i> | 2 | | |

Iain B. McInnes, FRCP, PhD, FRSE
(1=Poor,5=Excellent)

| Sample | Mean | Graph | Std. Dev. |
|-------------------------|------------|--|-----------|
| All Respondents | 4.672 |  | ± 0.654 |
| Response | Count | Graph | Percent † |
| 1=Poor | 1 |  | < 1% |
| 2 | 2 |  | < 1% |
| 3 | 14 |  | 6% |
| 4 | 45 |  | 18% |
| 5=Excellent | 191 |  | 75% |
| Total Responses: | 253 | Respondent Details Trend Analysis | |
| <i>Non-Responders:</i> | 3 | | |

Daniel J. Clauw, MD
(1=Poor,5=Excellent)

| Sample | Mean | Graph | Std. Dev. |
|-------------------------|------------|--|-----------|
| All Respondents | 4.474 |  | ± 0.726 |
| Response | Count | Graph | Percent † |
| 1=Poor | 1 |  | < 1% |
| 2 | 2 |  | < 1% |
| 3 | 22 |  | 9% |
| 4 | 76 |  | 31% |
| 5=Excellent | 146 |  | 59% |
| Total Responses: | 247 | Respondent Details Trend Analysis | |
| <i>Non-Responders:</i> | 9 | | |

N. Lawrence Edwards, MD
(1=Poor,5=Excellent)

| Sample | Mean | Graph | Std. Dev. |
|-------------------------|------------|---|-----------|
| All Respondents | 4.449 | | ± 0.707 |
| Response | Count | Graph | Percent † |
| 1=Poor | 0 | | 0% |
| 2 | 2 | | < 1% |
| 3 | 25 | | 10% |
| 4 | 80 | | 32% |
| 5=Excellent | 140 | | 57% |
| Total Responses: | 247 | Respondent Details Trend Analysis | |
| <i>Non-Responders:</i> | 9 | | |

Joel M. Gelfand, MD, MSCE
(1=Poor,5=Excellent)

| Sample | Mean | Graph | Std. Dev. |
|-------------------------|------------|---|-----------|
| All Respondents | 4.430 | | ± 0.710 |
| Response | Count | Graph | Percent † |
| 1=Poor | 0 | | 0% |
| 2 | 2 | | < 1% |
| 3 | 26 | | 10% |
| 4 | 84 | | 34% |
| 5=Excellent | 137 | | 55% |
| Total Responses: | 249 | Respondent Details Trend Analysis | |
| <i>Non-Responders:</i> | 7 | | |

Kenneth B. Gordon, MD
(1=Poor,5=Excellent)

| Sample | Mean | Graph | Std. Dev. |
|--------|------|-------|-----------|
|--------|------|-------|-----------|

| | | | |
|-------------------------|--------------|---|------------------|
| All Respondents | 4.435 | | ± 0.717 |
| Response | Count | Graph | Percent † |
| 1=Poor | 0 | | 0% |
| 2 | 3 | | 1% |
| 3 | 24 | | 10% |
| 4 | 83 | | 33% |
| 5=Excellent | 138 | | 56% |
| Total Responses: | 248 | Respondent Details Trend Analysis | |
| <i>Non-Responders:</i> | 8 | | |

Richard Furie, MD
(1=Poor,5=Excellent)

| | | | |
|-------------------------|--------------|---|------------------|
| Sample | Mean | Graph | Std. Dev. |
| All Respondents | 4.468 | | ± 0.685 |
| Response | Count | Graph | Percent † |
| 1=Poor | 0 | | 0% |
| 2 | 2 | | < 1% |
| 3 | 21 | | 8% |
| 4 | 84 | | 34% |
| 5=Excellent | 141 | | 57% |
| Total Responses: | 248 | Respondent Details Trend Analysis | |
| <i>Non-Responders:</i> | 8 | | |

Emily L. Keimig, MD
(1=Poor,5=Excellent)

| | | | |
|-----------------|--------------|--------------|------------------|
| Sample | Mean | Graph | Std. Dev. |
| All Respondents | 4.433 | | ± 0.767 |
| Response | Count | Graph | Percent † |
| 1=Poor | 0 | | 0% |


| | | | |
|-------------------------|------------|---|-----|
| 2 | 6 | | 2% |
| 3 | 24 | | 10% |
| 4 | 74 | | 30% |
| 5=Excellent | 143 | | 58% |
| Total Responses: | 247 | Respondent Details Trend Analysis | |
| <i>Non-Responders:</i> | 9 | | |

Walter P. Makysmowych, FRCP(C)
(1=Poor,5=Excellent)






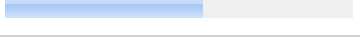
| Sample | Mean | Graph | Std. Dev. |
|-------------------------|------------|---|-----------|
| All Respondents | 4.409 | | ± 0.737 |
| Response | Count | Graph | Percent † |
| 1=Poor | 0 | | 0% |
| 2 | 4 | | 2% |
| 3 | 25 | | 10% |
| 4 | 84 | | 34% |
| 5=Excellent | 134 | | 54% |
| Total Responses: | 247 | Respondent Details Trend Analysis | |
| <i>Non-Responders:</i> | 9 | | |

Chester V. Oddis, M.D.
(1=Poor,5=Excellent)




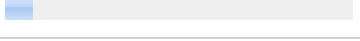
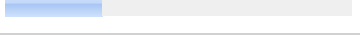

| Sample | Mean | Graph | Std. Dev. |
|-----------------|-------|-------|-----------|
| All Respondents | 4.474 | | ± 0.748 |
| Response | Count | Graph | Percent † |
| 1=Poor | 1 | | < 1% |
| 2 | 4 | | 2% |
| 3 | 20 | | 8% |
| 4 | 74 | | 30% |

| | | | |
|-------------------------|------------|--|-----|
| 5=Excellent | 148 |  | 60% |
| Total Responses: | 247 | Respondent Details Trend Analysis | |
| <i>Non-Responders:</i> | 9 | | |

Ronald J. Oudiz, MD
(1=Poor,5=Excellent)

| Sample | Mean | Graph | Std. Dev. |
|-------------------------|------------|--|-----------|
| All Respondents | 4.431 |  | ± 0.751 |
| Response | Count | Graph | Percent † |
| 1=Poor | 0 |  | 0% |
| 2 | 5 |  | 2% |
| 3 | 24 |  | 10% |
| 4 | 77 |  | 31% |
| 5=Excellent | 140 |  | 57% |
| Total Responses: | 246 | Respondent Details Trend Analysis | |
| <i>Non-Responders:</i> | 10 | | |

Michael McClung, MD
(1=Poor,5=Excellent)

| Sample | Mean | Graph | Std. Dev. |
|-------------------------|------------|--|-----------|
| All Respondents | 4.502 |  | ± 0.725 |
| Response | Count | Graph | Percent † |
| 1=Poor | 0 |  | 0% |
| 2 | 4 |  | 2% |
| 3 | 16 |  | 8% |
| 4 | 58 |  | 28% |
| 5=Excellent | 127 |  | 62% |
| Total Responses: | 205 | Respondent Details Trend Analysis | |
| <i>Non-Responders:</i> | 51 | | |

(1=Poor,5=Excellent)

| Sample | Mean | Graph | Std. Dev. |
|-------------------------|------------|---|-----------|
| All Respondents | 4.509 | | ± 0.728 |
| Response | Count | Graph | Percent † |
| 1=Poor | 0 | | 0% |
| 2 | 2 | | 2% |
| 3 | 10 | | 9% |
| 4 | 31 | | 27% |
| 5=Excellent | 73 | | 63% |
| Total Responses: | 116 | Respondent Details Trend Analysis | |
| <i>Non-Responders:</i> | <i>140</i> | | |



2. Please elaborate on your previous answers.

| Response | Count | Graph | Percent † |
|--|------------|-------|-----------|
| Open-ended Text Responses (View Responses) | 49 | | 100% |
| <i>Non-Responders:</i> | <i>207</i> | | |

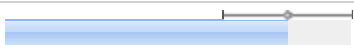





3. The case-based presentations met my educational needs by:

Addressing my most pressing concerns
(1=Strongly disagree ,5=Strongly Agree)

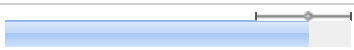




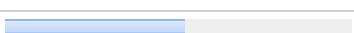
| Sample | Mean | Graph | Std. Dev. |
|---------------------|-------|-------|-----------|
| All Respondents | 4.034 | | ± 0.902 |
| Response | Count | Graph | Percent † |
| 1=Strongly disagree | 2 | | < 1% |
| 2 | 8 | | 4% |
| 3 | 44 | | 21% |

| | | | |
|-------------------------|------------|--|-----|
| 4 | 79 |  | 38% |
| 5=Strongly Agree | 73 |  | 35% |
| Total Responses: | 206 | Respondent Details Trend Analysis | |
| <i>Non-Responders:</i> | 50 | | |

Addressing competencies identified by my specialty
(1=Strongly disagree ,5=Strongly Agree)

| Sample | Mean | Graph | Std. Dev. |
|-------------------------|------------|--|-----------|
| All Respondents | 4.093 |  | ± 0.937 |
| Response | Count | Graph | Percent † |
| 1=Strongly disagree | 4 |  | 2% |
| 2 | 8 |  | 4% |
| 3 | 33 |  | 16% |
| 4 | 80 |  | 39% |
| 5=Strongly Agree | 80 |  | 39% |
| Total Responses: | 205 | Respondent Details Trend Analysis | |
| <i>Non-Responders:</i> | 51 | | |

Providing fair and balanced content
(1=Strongly disagree ,5=Strongly Agree)

| Sample | Mean | Graph | Std. Dev. |
|-------------------------|------------|--|-----------|
| All Respondents | 4.379 |  | ± 0.754 |
| Response | Count | Graph | Percent † |
| 1=Strongly disagree | 0 |  | 0% |
| 2 | 4 |  | 2% |
| 3 | 22 |  | 11% |
| 4 | 72 |  | 35% |
| 5=Strongly Agree | 108 |  | 52% |
| Total Responses: | 206 | Respondent Details Trend Analysis | |
| <i>Non-Responders:</i> | 50 | | |

Providing clear evidence to support content
(1=Strongly disagree ,5=Strongly Agree)

| Sample | Mean | Graph | Std. Dev. |
|-------------------------|------------|---|-----------|
| All Respondents | 4.346 | | ± 0.775 |
| Response | Count | Graph | Percent † |
| 1=Strongly disagree | 1 | | < 1% |
| 2 | 2 | | < 1% |
| 3 | 26 | | 13% |
| 4 | 72 | | 35% |
| 5=Strongly Agree | 104 | | 51% |
| Total Responses: | 205 | Respondent Details Trend Analysis | |
| <i>Non-Responders:</i> | 51 | | |

Including opportunities to learn interactively from faculty and participants
(1=Strongly disagree ,5=Strongly Agree)

| Sample | Mean | Graph | Std. Dev. |
|-------------------------|------------|---|-----------|
| All Respondents | 4.275 | | ± 0.838 |
| Response | Count | Graph | Percent † |
| 1=Strongly disagree | 2 | | < 1% |
| 2 | 4 | | 2% |
| 3 | 27 | | 13% |
| 4 | 74 | | 36% |
| 5=Strongly Agree | 97 | | 48% |
| Total Responses: | 204 | Respondent Details Trend Analysis | |
| <i>Non-Responders:</i> | 52 | | |

Providing me with supporting materials or tools for my office (reminders, patient materials, etc)
(1=Strongly disagree ,5=Strongly Agree)

| Sample | Mean | Graph | Std. Dev. |
|-------------------------|------------|---|-----------|
| All Respondents | 3.887 | | ± 1.018 |
| Response | Count | Graph | Percent † |
| 1=Strongly disagree | 4 | | 2% |
| 2 | 15 | | 7% |
| 3 | 49 | | 24% |
| 4 | 68 | | 33% |
| 5=Strongly Agree | 68 | | 33% |
| Total Responses: | 204 | Respondent Details Trend Analysis | |
| <i>Non-Responders:</i> | 52 | | |

Including opportunities to solve patient cases
(1=Strongly disagree ,5=Strongly Agree)

| Sample | Mean | Graph | Std. Dev. |
|-------------------------|------------|---|-----------|
| All Respondents | 4.136 | | ± 0.844 |
| Response | Count | Graph | Percent † |
| 1=Strongly disagree | 1 | | < 1% |
| 2 | 5 | | 2% |
| 3 | 40 | | 19% |
| 4 | 79 | | 38% |
| 5=Strongly Agree | 81 | | 39% |
| Total Responses: | 206 | Respondent Details Trend Analysis | |
| <i>Non-Responders:</i> | 50 | | |

Allowing me to assess what I've learned
(1=Strongly disagree ,5=Strongly Agree)

| Sample | Mean | Graph | Std. Dev. |
|---------------------|-------|-------|-----------|
| All Respondents | 4.175 | | ± 0.860 |
| Response | Count | Graph | Percent † |
| 1=Strongly disagree | 2 | | < 1% |

| | | | |
|-------------------------|------------|---|-----|
| 2 | 4 | | 2% |
| 3 | 37 | | 18% |
| 4 | 76 | | 37% |
| 5=Strongly Agree | 87 | | 42% |
| Total Responses: | 206 | Respondent Details Trend Analysis | |
| <i>Non-Responders:</i> | 50 | | |

Translating trial data to patients I see in my practice


(1=Strongly disagree ,5=Strongly Agree)

| Sample | Mean | Graph | Std. Dev. |
|-------------------------|------------|---|-----------|
| All Respondents | 4.039 | | ± 0.927 |
| Response | Count | Graph | Percent † |
| 1=Strongly disagree | 3 | | 1% |
| 2 | 8 | | 4% |
| 3 | 41 | | 20% |
| 4 | 77 | | 38% |
| 5=Strongly Agree | 74 | | 36% |
| Total Responses: | 203 | Respondent Details Trend Analysis | |
| <i>Non-Responders:</i> | 53 | | |


Addressing barriers to my optimal practice management

(1=Strongly disagree ,5=Strongly Agree)

| Sample | Mean | Graph | Std. Dev. |
|---------------------|-------|-------|-----------|
| All Respondents | 3.946 | | ± 1.013 |
| Response | Count | Graph | Percent † |
| 1=Strongly disagree | 4 | | 2% |
| 2 | 14 | | 7% |
| 3 | 44 | | 22% |
| 4 | 69 | | 34% |

| | | | |
|-------------------------|------------|--|--------------------------------|
| 5=Strongly Agree | 73 |  | 36% |
| Total Responses: | 204 | Respondent Details | Trend Analysis |
| <i>Non-Responders:</i> | 52 | | |

4. Please elaborate on your previous answers.

| Response | Count | Graph | Percent † |
|--|-------|--|-----------|
| Open-ended Text Responses (View Responses) | 30 |  | 100% |
| <i>Non-Responders:</i> | 226 | | |

Legend**percent question responses**Proportion of a specific response (Qa) to the sum of all responses provided for that question (Qt). $percent\ of\ total\ question\ responses = Qa / Qt$

(Example: X% of all responses to question Y were "A".)


† Percentages are calculated in three different ways. Click on the "Show Extended View" option at the top of the report to display the additional calculations. In cases where a question is required and only one response is allowed, all three percentages will be equal. The difference between the three calculations is most notable in a choose-all-that-apply question type that is optional.

Continuing Professional Education
Administrative Dashboard


Manage Your Program: > LV2013-01 PRD2013

Logged on: Jim Creg , University of Louisville [logout]
 Tue Mar 18, 2014 03:06:18 PM

Summary Program Records Accounts **Reports** eCommerce Production Live Events Fulfillment

 Click here to create or apply filter criteria

Reports List » Response Report » Text Responses

 Printer-friendly version

Text Responses

Page: 1 2 3

Total: 49

Please elaborate on your previous answers.

| | Respondent Company/Organization | Reservation Code Complete Date | Email Phone/Fax | Address | Custom 1 Custom 2 | Text Response |
|----|---|---|---|--|----------------------|---|
| 1. | aguilar, ernesto <i>edim</i> | 1162054-QFC8D 2013-10-15 16:31:06.598-04 | drluis1066@aol.com Phone: 5208864181 Fax: 5208864947 | 1500 n wilmot110 tucson, AZ, 85712 USA | | excellant |
| 2. | Andrade, Anne Roger Williams University | 1154754-AgXAoe 2013-09-29 18:28:59.606-04 | amandrade@rwu.edu Phone: 401952-4205 Fax: 401254-3305 | 91 Highland Rd Bristol, RI, 02809 USA | | They were all incredible smart and articulate. |
| 3. | Avram, Mirit Caremore Touch | 1152402-AAKnaA 2013-09-23 14:59:43.642-04 | mavram1@live.com Phone: 7026223192 Fax: | 2950 N Green Valley Pkwy suite 931 Henderson, NV, 89014 USA | | Dr. McInnes and Dr. McCLung were fun to listen to, really keeping my attention. Topics well covered. Dr. Gelfand spoke way too quickly. If he slowed down, it would have been great. Dr. Keimig: Her last topic only covered DRESS, yet the presentation mentioned RASHES, not just one type of rash. That was disappointing. |
| 4. | Babick, Terry <i>self</i> | 1165363-2FcVPs 2013-10-23 14:36:01.099-04 | trbabick@gmail.com Phone: 2045897386 Fax: 2045897387 | 108 Attache Drive Winnipeg, MB, R2V3L45 CAN | | The faculty was well balanced, and well informed. A very pleasant experience. Good speakers who were interesting and engaging. |

| | | | | | |
|-----|---|---|---|---|---|
| 5. | BLANCO, JAMES PINELLAS CANCER CENTER | 1152732-3WCxXE 2013-09-24 12:07:43.224-04 | goyetteblanco@hotmail.com Phone: 727667-1605 Fax: | 1109 PINELLAS BAYWAY #404 ST. PETERSBURG, FL, 33715 USA | OVERALL EXCELLENT SPEAKERS. |
| 6. | Boskovic Petrovic, Jasmina None | 1152008-BEutS 2013-09-22 14:06:17.521-04 | jasmina.petrovich@gmail.com Phone: 5142201021 Fax: | 212 Ch Cote St Antoine Westmount, QC, H3Y2J3 CAN | They were all fabulous Dr McInnes impressed me most he had the view of a cardiologist, dermatologist, and internal med Dr Furst (if I am not wrong is the one who has given his talk on osteoporosis to the point and effective |
| 7. | Braunstein, Neil Southwest Medical Associates | 1206264-UEJFn 2013-11-19 23:49:41.686-05 | braun100@cox.net Phone: 7024685913 Fax: | 2963 Kedleston Street Las Vegas, NV, 89135 USA | Excellent speakers at presentation |
| 8. | Chabra, Sanjay St Jude Heritage Medical Group | 1155558-2Xx5ck 2013-10-01 10:18:27.069-04 | schabra@hotmail.com Phone: 602697-9300 Fax: 714626-8688 | 3943 Irvine Blvd #335 Irvine, CA, 92602 USA | Excellent Presentations |
| 9. | Champion, C. Kohler Waterford Int. Medicine | 1154299-AurhCA 2013-09-28 09:00:49.327-04 | kchamp1@comcast.net Phone: 248723-5792 Fax: | 215 Vorn Lane Bloomfield Hills, MI, 48301 USA | Dr. Gelfand had a good presentation of information but spoke somewhat to fast to be easily understood |
| 10. | Chinikhanwala, Burhan Mohave Arthritis | 1151990-AuAdgA 2013-09-22 12:37:39.816-04 | burhanf@yahoo.com Phone: 7022985918 Fax: 9287045411 | 319 New river cir Henderson, NV, 89052 USA | good job |
| 11. | Ciejka, Jan Aspirus Rheumatology Clinic | 1155388-ArSyji 2013-09-30 21:06:16.672-04 | janciejka@yahoo.com Phone: 715212-1867 Fax: | 1508 Timber Lane Wausau, WI, 54403 USA | Dr. McClung - the best talk Dr. Oudiz - did not talk about treatment for systemic sclerosis |
| 12. | cole, mary self | 1162917-mBAfA 2013-10-17 15:31:51.768-04 | jayhawk76n@hotmail.com Phone: 316832-0721 Fax: | 2525 north somerset ave wichita, KS, 67204 USA | All were excellent, but some of the material was over my head. |
| 13. | Crepet, Ruth Guthrie clinic | 1154818-2EANAZ 2013-09-29 21:26:13.958-04 | druthcrepet@yahoo.com Phone: 6072575858 Fax: 6072571718 | 1780 Hanshaw rd Ithaca, NY, 14850 USA | There was not a speaker that was not excellent. Each speaker held my attention. |
| 14. | Delos Reyes, Jonathan Denton Rheumatology | 1151764-Bsjrz 2013-09-22 03:37:05.011-04 | drheumatology@aol.com Phone: 940565-0600 Fax: 940576-1538 | 2445 W. Oak St. Ste 100 Denton, TX, 76201 USA | Good update on current and upcoming drugs |
| 15. | Diaz, Maria VA | 1152285-28D43F 2013-09-23 10:58:52.078-04 | marialourdes.diaz@va.gov Phone: 702791-9040 Fax: | 3329 Deepwood Ct Las Vegas, NV, | All speakers are great |

| | | | | | |
|-----|--|---|--|--|--|
| 16. | Easterwood, Katherine <i>Arthritis Consultants</i> | 1161055-3ae3jP 2013-10-13 11:34:48.388-04 | kathyeasterwood@yahoo.com Phone: 254258-6649 Fax: 254628-2729 | 89135 USA 3334 Eagle Ridge Harker Heights, TX, 76548 USA | Strong clinical / practice based speakers with excellent presentation skills. |
| 17. | Goh, Albert <i>albert s. goh md., Inc</i> | 1154280-SY2Mf 2013-09-28 00:58:21.13-04 | asgoh@cox.net Phone: 714474-3555 Fax: 714389-0139 | p.o. box 244 Tustin, CA, 92781 USA | Easy to follow & understand |
| 18. | gorsche, ron <i>Ronald George Gorsche Prof Corp</i> | 1167158-22NX7W 2013-10-28 15:53:16.85-04 | rgorsche@telusplanet.net Phone: 403652-2929 Fax: 40365201510 | Box 5580 High River, AB, T1V1M6 CAN | some speakers were over allotted times and gave too much material |
| 19. | Hadley, Stephen <i>St Lukes Hospital</i> | 1152758-3x7FTQ 2013-09-24 13:23:34.894-04 | hadley.steve@gmail.com Phone: 218249-6960 Fax: 218249-6969 | 1000 East First St. Suite 203 Duluth, MN, 55805 USA | Dr. Keimig was very knowledgeable about the topic, but presentation was a bit too focused on a limited spectrum of entities and was delivered very rapidly, sometimes hard to follow |
| 20. | Harp, Jeffrey <i>University of Rochester</i> | 1153170-erCFX 2013-09-25 10:46:27.464-04 | jeff_harp@urmc.rochester.edu Phone: 585279-4810 Fax: 585442-8319 | 777 South Clinton Avenue Rochester, NY, 14620 USA | McInnes was enthusiastic and engaging as a speaker but difficult to follow because his slides did not match his talks. THIS IS MERY DSTRACTING AND CONFUSION AND SHOULD NOT BE TOLERATED BY THE CONFERENCE COORDINATOR. In addition, he made several misogynistic comments. Perhaps this is his Scottish roots showing, but not appreciated by the person on the other side of the pond. Gelfand did not have case slides and was not given enough time for his case. Give Clauw more time! What a great speaker and knowledgable clinician. |

Continuing Professional Education Administrative Dashboard

Manage Your Program: LV2013-01 PRD2013 ▼

Logged on: **Jim Creg**, University of Louisville [\[logout\]](#)
Tue Mar 18, 2014 03:07:25 PM

- Summary
- Program
- Records
- Accounts
- Reports
- eCommerce
- Production
- Live Events
- Fulfillment

[Click here to create or apply filter criteria](#)

Reports List » Response Report

[Printer-friendly version](#)

| | |
|--|---------------------------|
| UofL - Shared Activity Evaluation | Likert Avg. N/A |
|--|---------------------------|

Total Completed: 254

Options: [Show Extended View](#)





This evaluation is confidential and no individual will be identified by this office (Continuing Medical Education and Professional Development). It will only be used for quality improvement.

1. Please identify a change that you will implement into practice as a result of attending this educational activity (new protocols, different medications, etc.)


| Response | Count | Graph | Percent † |
|--|-------|-------|-----------|
| Open-ended Text Responses (View Responses) | 199 | | 100% |
| <i>Non-Responders:</i> | 55 | | |

2. How certain are you that you will implement this change?



| Response | Count | Graph | Percent † |
|--------------|-------|-------|-----------|
| Very certain | 97 | | 38% |
| Certain | 101 | | 40% |

| | | | |
|-------------------------|------------|--|------|
| Maybe | 27 |  | 11% |
| Not certain | 11 |  | 4% |
| Will not implement | 2 |  | < 1% |
| N/A | 16 |  | 6% |
| Total Responses: | 254 | Respondent Details Trend Analysis | |


3. What topics do you want to hear more about, and what issues(s) in your practice will they address?

| Response | Count | Graph | Percent † |
|--|-------|--|-----------|
| Open-ended Text Responses (View Responses) | 138 |  | 100% |
| <i>Non-Responders:</i> | 116 | | |

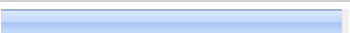

4. Were the patient recommendations based on acceptable practices in medicine?

| Response | Count | Graph | Percent † |
|-------------------------|------------|--|-----------|
| Yes | 253 |  | 100% |
| No | 1 |  | < 1% |
| Total Responses: | 254 | Respondent Details Trend Analysis | |

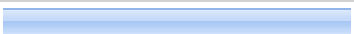
5. If you answered No on the question above, please explain which recommendation(s) were not based on acceptable practices in medicine?

| Response | Count | Graph | Percent † |
|--|-------|--|-----------|
| Open-ended Text Responses (View Responses) | 9 |  | 100% |
| <i>Non-Responders:</i> | 245 | | |


6. Do you think the presentation was without commercial bias?

| Response | Count | Graph | Percent † |
|-------------------------|------------|--|-----------|
| Yes | 248 |  | 98% |
| No | 6 |  | 2% |
| Total Responses: | 254 | Respondent Details Trend Analysis | |

7. If you answered No on the above question, please list the topics that were biased?

| Response | Count | Graph | Percent † |
|--|-------|--|-----------|
| Open-ended Text Responses (View Responses) | 8 |  | 100% |
| Non-Responders: | 246 | | |

8. Please provide any additional comments you may have about this educational activity.

| Response | Count | Graph | Percent † |
|--|-------|--|-----------|
| Open-ended Text Responses (View Responses) | 64 |  | 100% |
| Non-Responders: | 190 | | |

As one of the participants of this educational activity, we want to encourage you to implement those ideas that were appropriate to your healthcare environment. We look forward to seeing you at future University of Louisville events. Thank you very much.

Legend



percent question responses

Proportion of a specific response (Qa) to the sum of all responses provided for that question (Q \dagger).

$\text{percent of total question responses} = Qa / Qt$

(Example: X% of all responses to question Y were "A".)

† Percentages are calculated in three different ways. Click on the "Show Extended View" option at the top of the report to display the additional calculations. In cases where a question is required and only one response is allowed, all three percentages will be equal. The difference between the three calculations is most notable in a choose-all-that-apply question type that is optional.

Continuing Professional Education
Administrative Dashboard


Manage Your Program: **LV2013-01 PRD2013**

Logged on: Jim Creg , University of Louisville [logout]
 Tue Mar 18, 2014 03:33:03 PM

[Summary](#) |
 [Program](#) |
 [Records](#) |
 [Accounts](#) |
 [Reports](#) |
 [eCommerce](#) |
 [Production](#) |
 [Live Events](#) |
 [Fulfillment](#)

 Click here to create or apply filter criteria

Reports List » Response Report » Text Responses

 Printer-friendly version

Text Responses

Page: 1 2 3 4

Total: 64

Please provide any additional comments you may have about this educational activity.

| | Respondent Company/Organization | Reservation Code Complete Date | Email Phone/Fax | Address | Custom 1 Custom 2 | Text Response |
|----|---|---|--|--|----------------------|---|
| 1. | Ahmed, Azmat JPS hospital | 1165340-8RhEB 2013-10-23 13:52:44.455-04 | azmat_ahmed_39@hotmail.com Phone: 8179940126 Fax: | 1909 shooting star lane Southlake, TX, 76092 USA | | I think it was excellent presentation but more for rheumatologists not for hospitalists or primary care physicians. |
| 2. | Anokhin-Mogilnay, Helen Evercare/United Health Care | 1157201-ZDKAo 2013-10-04 12:59:04.94-04 | hanokhin@yahoo.com Phone: 410852-1020 Fax: | 203 Bryan Way Reisterstown, MD, 21136 USA | | 10 hours days were too difficult to tolerate. The length of the activity needs to be adjusted. Thanks. |
| 3. | arandia, ofelia peninsula health services | 1153662-AoNZcp 2013-09-26 12:34:57.504-04 | ofearandia@comcast.net Phone: 2092417744 Fax: 2095773387 | 4129 lamarck avenue modesto, CA, 95356 USA | | no comment |
| 4. | Avram, Mirit Caremore Touch | 1152402-AAKnaA 2013-09-23 14:59:43.642-04 | mavram1@live.com Phone: 7026223192 Fax: | 2950 N Green Valley Pkwy suite 931 Henderson, NV, 89014 USA | | It was informative and well put together. As an internist, I learned a lot. |
| 5. | Babadi, Pedram Sound Physicians | 1152176-3WFxW 2013-09-22 22:33:16.522-04 | pedram366@yahoo.com Phone: 9174551997 Fax: | 5565 Canoga Ave. Apt,317 Woodland Hills, CA, 91367 | | N/A |

| | | | | | |
|-----|---|---|---|---|---|
| 6. | Babick, Terry <i>self</i> | 1165363-2FcVPs 2013-10-23 14:36:01.099-04 | trbabick@gmail.com Phone: 2045897386 Fax: 2045897387 | USA 108 Attache Drive Winnipeg, MB, R2V3L45 CAN | I would like to return. Please keep me on your mailing list. Thank you very much great location |
| 7. | Banuelos, L.Susie <i>AHCC</i> | 1160694-3Y5As7 2013-10-11 18:14:59.087-04 | theirqueen@hotmail.com Phone: 5598178881 Fax: | 892 Cedar Lane Lemoore, CA, 93245 USA | I'm also a rheumatology patient as I have RA, MCTD, and Reynauds. |
| 8. | BLANCO, JAMES <i>PINELLAS CANCER CENTER</i> | 1152732-3WCxxE 2013-09-24 12:07:43.224-04 | goyetteblanco@hotmail.com Phone: 727667-1605 Fax: | 1109 PINELLAS BAYWAY #404 ST. PETERSBURG, FL, 33715 USA | OVERALL EXCELLENT CONFERENCE IN A GREAT ATMOSPHERE. |
| 9. | Chabra, Sanjay <i>St Jude Heritage Medical Group</i> | 1155558-2Xx5ck 2013-10-01 10:18:27.069-04 | schabra@hotmail.com Phone: 602697-9300 Fax: 714626-8688 | 3943 Irvine Blvd #335 Irvine, CA, 92602 USA | Overall this is a great meeting covers a great deal of material that is relevant to my practice |
| 10. | Contreras, Manuel <i>Manuel Contreras M.D.</i> | 1152976-2VGhgD 2013-09-24 20:01:22.817-04 | gaboshe@yahoo.com Phone: 626627 0392 Fax: 626872 6490 | 2601 Altamira Dr. West Covina, CA, 91792 USA | Of course the cases of RA that were presented we assume that they were real RA. There are the pseudo RA, were there is no evidence of RA, but the patient is treated as a RA |
| 11. | Delos Reyes, Jonathan <i>Denton Rheumatology</i> | 1151764-Bsjrz 2013-09-22 03:37:05.011-04 | drheumatology@aol.com Phone: 940565-0600 Fax: 940576-1538 | 2445 W. Oak St. Ste 100 Denton, TX, 76201 USA | Very informative |
| 12. | Demosthenes, Charles <i>US Dept. of Veterans Affairs</i> | 1154847-YVUqA 2013-09-29 21:36:48.692-04 | charles@demost.net Phone: 770952-0519 Fax: | 300 Robin Road Marietta, GA, 30067 USA | I'm not sure this was the best course for general internal medicine. I did feel that I better understand some of the biologic therapies and their rationale, but won't be able to put that knowledge to much use. |
| 13. | Diaz, Maria <i>VA</i> | 1152285-28D43F 2013-09-23 10:58:52.078-04 | marialourdes.diaz@va.gov Phone: 702791-9040 Fax: | 3329 Deepwood Ct Las Vegas, NV, 89135 USA | The venue: Seating is a little too tight. You have to strain your head to the center to listen to speakers. |
| 14. | Easterwood, Katherine <i>Arthritis Consultants</i> | 1161055-3ae3jP 2013-10-13 11:34:48.388-04 | kathyeasterwood@yahoo.com Phone: 254258-6649 Fax: 254628-2729 | 3334 Eagle Ridge Harker Heights, TX, 76548 USA | Excellent conference. |
| 15. | edelman, carrie <i>brick rheumatology</i> | 1152996-Eys7G 2013-09-24 20:59:43.38-04 | wwynkoop@gmail.com Phone: 7329206375 Fax: 7324587777 | 76 kettle creek drive brick, NJ, 08723 USA | I thought this meeting was extremely informative and the speakers were excellent. Every lecture left me with a few new pearls of information. |
| 16. | Figuerola, Arturo <i>N/A</i> | 1152762-3CAxAS 2013-09-24 13:11:18.462-04 | artsqueen032000@yahoo.com Phone: 575623-1316 Fax: 575622-3255 | 515 Mission ArchDrive Roswell, NM, | Very informative, interesting, also covered other disciplines, related to rheumatology. The speakers were very |

| | | | | | |
|-----|---|---|---|---|--|
| 17. | Francis, Julie <i>Healthcare Clinic at Walgreens</i> | 1154244-2zxJy2 2013-09-27 20:28:17.283-04 | julswski@aol.com Phone: 615405-0278 Fax: 615391-1680 | 88201 USA 1025 Tabitha Lane Old Hickory, TN, 37138 USA | knowledgeable. HELPFUL. WELL DONE. GREAT SPEAKERS WHO DID RESEARCH AS WELL AS HAD MUCH PATIENT CARE. |
| 18. | Garcia-Cavazos, Rogelio <i>Gateway Community Health Center</i> | 1154164-AMCHFK 2013-09-27 16:27:02.121-04 | rogeliogarciac@yahoo.com Phone: 956740-1245 Fax: | 604 Northwood Cr. Nacogdoches, TX, 75965 USA | Great conference, looking forward to 2014. Thank you. |
| 19. | Gazo, Edith <i>Arizona Arthritis and Rheumatology</i> | 1154257-BMSrE 2013-09-27 21:48:03.475-04 | jemgazo@cox.net Phone: 602751-4906 Fax: | 26815 N. 41st Court Cave Creek, AZ, 85331-3608 USA | Overall very good and educational conference! |
| 20. | Giglio, John <i>J. Kevin Giglio MD, PA</i> | 1152585-3pFvgA 2013-09-23 20:27:00.456-04 | jkigligiold@yahoo.com Phone: 7138624963 Fax: 7138803485 | 1801 North Loop West #10 Houston, TX, 77008 USA | Excellent, but more geared to rheumatologists. Significant amount of research level information not really geared toward family medicine. Is it really appropriate to market this to family medicine |