

**Practice-Level Variation in Use of Recommended Medications Among Outpatients With Heart Failure: Insights From the NCDR PINNACLE Program**

Pamela N. Peterson, Paul S. Chan, John A. Spertus, Fengming Tang, Philip G. Jones, Justin A. Ezekowitz, Larry A. Allen, Frederick A. Masoudi and Thomas M. Maddox

*Circ Heart Fail.* 2013;6:1132-1138; originally published online October 15, 2013;  
doi: 10.1161/CIRCHEARTFAILURE.113.000163

*Circulation: Heart Failure* is published by the American Heart Association, 7272 Greenville Avenue, Dallas, TX 75231

Copyright © 2013 American Heart Association, Inc. All rights reserved.  
Print ISSN: 1941-3289. Online ISSN: 1941-3297

The online version of this article, along with updated information and services, is located on the World Wide Web at:

<http://circheartfailure.ahajournals.org/content/6/6/1132>

**Permissions:** Requests for permissions to reproduce figures, tables, or portions of articles originally published in *Circulation: Heart Failure* can be obtained via RightsLink, a service of the Copyright Clearance Center, not the Editorial Office. Once the online version of the published article for which permission is being requested is located, click Request Permissions in the middle column of the Web page under Services. Further information about this process is available in the [Permissions and Rights Question and Answer](#) document.

**Reprints:** Information about reprints can be found online at:  
<http://www.lww.com/reprints>

**Subscriptions:** Information about subscribing to *Circulation: Heart Failure* is online at:  
<http://circheartfailure.ahajournals.org/subscriptions/>

## Practice-Level Variation in Use of Recommended Medications Among Outpatients With Heart Failure Insights From the NCDR PINNACLE Program

Pamela N. Peterson, MD, MSPH; Paul S. Chan, MD, MS; John A. Spertus, MD, MPH;  
Fengming Tang, MS; Philip G. Jones, MSc; Justin A. Ezekowitz, MBBCh;  
Larry A. Allen, MD, MHS; Frederick A. Masoudi, MD, MSPH; Thomas M. Maddox, MD, MSc

**Background**—The objective of this study is to examine practice-level variation in rates of guideline-recommended treatment for outpatients with heart failure and reduced ejection fraction, and to examine the association between treatment variation and practice site, independent of patient factors.

**Methods and Results**—Cardiology practices participating in the National Cardiovascular Disease Registry Practice Innovation and Clinical Excellence registry from July 2008 to December 2010 were evaluated. Practice rates of treatment with angiotensin-converting enzyme inhibitors/angiotensin receptor blockers and  $\beta$ -blockers and an optimal combined treatment measure were determined for patients with heart failure and reduced ejection fraction and no documented contraindications. Multivariable hierarchical regression models were adjusted for demographics, insurance status, and comorbidities. A median rate ratio was calculated for each therapy, which describes the likelihood that the treatment of a patient with given comorbidities would differ at 2 randomly selected practices. We identified 12 556 patients from 45 practices. The unadjusted practice-level prescription rates ranged from 44% to 100% for angiotensin-converting enzyme inhibitors/angiotensin receptor blockers (median, 85%; interquartile range, 75%–89%), from 49% to 100% for  $\beta$ -blockers (median, 92%; interquartile range, 83%–95%), and from 37% to 100% for optimal combined treatment (median, 79%; interquartile range, 66%–85%). The adjusted median rate ratio was 1.11 (95% confidence interval, 1.08–1.18) for angiotensin-converting enzyme inhibitors/angiotensin receptor blockers therapy, 1.08 (95% confidence interval, 1.05–1.15) for  $\beta$ -blockers therapy, and 1.17 (1.13–1.26) for optimal combined treatment.

**Conclusions**—Variation in the use of guideline-recommended medications for patients with heart failure and reduced ejection fraction exists in the outpatient setting. Addressing practice-level differences may be an important component of improving quality of care for patients with heart failure and reduced ejection fraction. (*Circ Heart Fail.* 2013;6:1132-1138.)

**Key Words:** heart failure ■ pharmaceutical preparations ■ registries

**B**eta-blockers (BB) and angiotensin-converting enzyme inhibitors (ACEI) or angiotensin receptor blockers (ARB) are guideline-recommended therapies for ambulatory patients with heart failure and reduced ejection fraction (HFREF).<sup>1</sup> Among patients hospitalized for heart failure, the use of these therapies in routine practice has improved.<sup>2,3</sup> In contrast, few quality improvement programs have focused on ambulatory care of HFREF despite national performance measures that encourage the use of these therapies in the outpatient setting.<sup>4</sup> One program, The Registry to Improve the Use of Evidence-Based Heart Failure Therapies in the Outpatient Setting (IMPROVE HF), demonstrated improvements in use of guideline-recommended therapies among eligible patients with HFREF in outpatient cardiology practices.<sup>5</sup>

### Clinical Perspective on p 1138

Because most heart failure care occurs in the ambulatory setting, outpatient practices are a natural focus for investigating the quality of heart failure care. However, little is known about the contribution of practice site to practice-level variation in treatment of outpatients with HFREF. Previous knowledge is limited to IMPROVE HF, which observed variation in treatment for HFREF by clinic at baseline<sup>6</sup> but did not find an association between a number of practice characteristics and improvement in use of guideline-recommended therapies over time.<sup>7</sup> This raises the question of the degree to which practice site is associated with variation in care. An understanding of outpatient practice performance, variations in care across practices, and factors

Received January 15, 2013; accepted October 8, 2013.

From the Department of Medicine, Denver Health Medical Center, Denver, CO (P.N.P.); Department of Medicine, University of Colorado, Aurora, CO (P.N.P., L.A.A., F.A.M., T.M.M.); Department of Medicine, Colorado Cardiovascular Outcomes Research Consortium, Denver, CO (P.N.P., L.A.A., F.A.M., T.M.M.); Department of Cardiovascular Research, Mid America Heart Institute, Kansas City, MO (P.S.C., J.A.S., F.T., P.G.J.); Department of Cardiovascular Research, University of Missouri, Kansas City, MO (J.A.S.); Division of Cardiology, University of Alberta, Edmonton, Alberta, Canada (J.A.E.); and Department of Medicine, VA Eastern Colorado Health Care System, Denver, CO (T.M.M.).

Correspondence to Pamela N. Peterson, MD, MSPH, Denver Health Medical Center, MC 0960, 777 Bannock St, Denver, CO 80204. E-mail Pamela.Peterson@ucdenver.edu

© 2013 American Heart Association, Inc.

*Circ Heart Fail* is available at <http://circheartfailure.ahajournals.org>

DOI: 10.1161/CIRCHEARTFAILURE.113.000163

contributing to unnecessary variation in use of recommended therapies for HFREF is critical for developing effective interventions that could improve the quality of HF care.

The National Cardiovascular Disease Registry Practice Innovation and Clinical Excellence (PINNACLE) registry captures care provided in outpatient cardiology clinics and provides an opportunity to understand variability in treatment patterns among a national sample of ambulatory patients with HFREF. The aims of this study were to determine the overall rates of ACEI/ARB and BB use, to examine the degree of practice-level variation in the rates of treatment with ACEI/ARB, BB, and an optimal combined treatment rate for eligible patients with HFREF, and to determine the association between practice site and variation in care, independent of patient-level factors.

## Methods

### Data Source

Data from the National Cardiovascular Disease Registry PINNACLE Registry were used for analyses. The PINNACLE program is a national office-based cardiovascular quality improvement registry with voluntary participation.<sup>8,9</sup> Participating practices collect data at the point of care for each outpatient visit. Data are collected at the point of care using either PINNACLE paper-based chart abstraction forms or a validated mapping algorithm from the electronic medical record of each practice to capture requisite data elements comprehensively for PINNACLE program participation.<sup>5</sup> Data collected in the registry include demographics, insurance information and longitudinal data on symptoms, vital signs, medications, laboratory values, and comorbidities. In addition, medications are documented as prescribed or not prescribed for a medical, patient, or system reason. If a medication was documented as not prescribed for any reason, the patient was considered ineligible for that medication. Data collection is standardized through standard data definitions, uniform data entry and transmission requirements, and data quality checks.

### Study Population

We identified patients with HFREF (left ventricular ejection fraction,  $\leq 40\%$ ) enrolled in the National Cardiovascular Disease Registry PINNACLE registry between July 2008 and December 2010. BB and ACEI/ARB therapy was considered indicated for all patients. Patients with a documented reason for not prescribing any of the studied medication classes were considered ineligible and excluded from analyses for that particular class. As we were interested in examining practice-level rates of treatment in this study, we excluded practices with  $<10$  eligible patients with HFREF or with treatment rates of 0% ( $n=3$  practices).

### Outcomes

Of primary interest was the extent of practice variation in rates of treatment with each individual medication and a composite measure. Therefore, the primary outcomes were practice-level rates of treatment with ACEI/ARB, BB, and an optimal combined treatment measure. The optimal combined treatment measure was calculated based on a method used by the Joint Commission<sup>10</sup> and was the percentage of patients treated with all of the medications for which they were eligible. Therefore, to meet the optimal combined treatment measure, if a patient was only eligible for 1 medication, that 1 medication had to be prescribed; if a patient was eligible for both medications, both medications (ACEI/ARB and BB) had to be prescribed. Thus, the total number of patients eligible for the optimal combined treatment measure was greater than the total number eligible for each individual measure. Primary analyses were based on each patient's first encounter in the registry. A sensitivity analysis was performed based on all encounters within 1 year from the index visit.

### Patient-Level Factors

Patient-level variables were chosen a priori based on previous literature and clinical importance. Variables selected as candidates for the multivariable models included both demographics (age, sex, insurance payer) and clinical factors (dyslipidemia, hypertension, diabetes mellitus, current smoker, peripheral artery disease, atrial fibrillation or flutter, history of stroke or transient ischemic attack, history of myocardial infarction [MI], angina, coronary artery bypass grafting within the previous year, and percutaneous coronary intervention [PCI] within the previous year).

### Statistical Analysis

Baseline characteristics between patients treated and not treated were compared using *t* tests for continuous variables and  $\chi^2$  tests for categorical variables. Given that the primary unit of analysis for this study was the practice, treatment rates were determined for ACEI/ARB, BB, and the composite measure for each practice and examined with descriptive plots.

Multivariable hierarchical modified Poisson regression models then were constructed to determine (1) practice-level variation in treatment rates and (2) the association between patient-level factors and treatment rates. These were 2-level hierarchical models with the practice modeled as a random effect and patient covariates as fixed effects. To quantify practice-level variation, the median rate ratio (MRR) was calculated. The MRR is determined from hierarchical models with only patient-level factors included. The MRR estimates the typical rate ratio between 2 randomly selected practices for a patient with given covariates.<sup>11,12</sup> The MRR is always  $>1.0$  (an MRR of 1.0 suggests no variation between practices). Because the MRR is always  $>1.0$ , the confidence intervals will be  $>1.0$  as well. The MRR allows meaningful qualitative comparisons with the effect sizes of patient factors included in hierarchical models, although a statistical measure of significance for this comparison is not available.<sup>12,13</sup> Thus, the magnitude of the MRR was examined relative to the magnitude of the demographic and clinical patient factors described above. No variable selection procedures were performed.

Several secondary analyses were performed. First, hypothesizing that practices with a greater number of patients with HFREF would have higher treatment rates, we evaluated the impact of the number of patients with HFREF at a practice in the multivariable models. Second, we examined the impact of the length of participation time in PINNACLE in the multivariable models. We hypothesized that practices may have a learning curve and that those with longer participation time may have higher treatment rates. Third, to exclude the possibility that higher treatment rates may represent better documentation rather than better performance, we examined the correlation between treatment rates and documentation of contraindications to medications. If better performance is because of better documentation, a high correlation between treatment rates and documented exclusions would be expected. Finally, we evaluated treatment rates by method of data collection (paper versus via electronic health record) by adding this to the multivariable models.

The rate of missing data was 13.2% for smoking status, 5.8% for insurance status, 3.6% for PCI within 12 months, 3.4% for coronary artery bypass grafting within 12 months, and 1.6% for history of MI. To avoid casewise deletion of those cases with missing data points, for each of these variables, a separate missing category was created and included in the models.

All analyses were performed using the SAS statistical package version 9.1 (SAS Institute, Cary, NC). The authors had full access to the data and take full responsibility for the integrity of the data. All authors have read and agreed to the article as written. The American College of Cardiology PINNACLE registry approved the analysis and the Mid America Heart Institute human investigation committee determined that informed consent was not applicable to the data collected by the registry.

## Results

A total of 12556 patients with HFREF from 43 practices were identified. Practices had a median of 13 physicians

(interquartile range, 2, 24), and 93% (n=40) were in an urban location. After accounting for contraindications to individual therapies, 12046 patients were eligible for the ACEI/ARB treatment analyses, 12384 patients for the BB treatment analyses, and 12510 patients for the optimal combined treatment analyses.

At the patient level, the rate of treatment with ACEI/ARB was 79%, BB was 89%, and the rate of meeting the composite was 74%. Characteristics of eligible patients who received and did not receive an ACEI/ARB, BB, or the composite measure are presented in Table 1. Compared with those who did not receive treatment, those who were treated with an ACEI/ARB were younger, more frequently men, and of white race; more likely to have a history of stroke, angina, and atrial fibrillation; more likely to have had PCI or coronary artery bypass grafting within 12 months; and more likely to be treated with antiplatelet agents. Rates of coronary artery disease, hypertension, and diabetes mellitus were similar among patients who were and were not prescribed an ACEI/ARB. Those not prescribed an ACEI/ARB were more likely to have private insurance.

Compared with those who were not treated, those who were treated with a BB were younger, more likely nonsmokers, and more likely to have coronary artery disease, dyslipidemia, diabetes mellitus, previous MI, coronary artery bypass grafting within the past 12 months, and be treated with antiplatelet agents. Those not prescribed a BB were more likely to have private insurance and to have a history of stroke. Finally, patients meeting the optimal combined treatment measure were younger, more frequently men, and of white race, more likely to have coronary artery disease, dyslipidemia, angina, a history of MI, PCI or within the past 12 months, and more likely to be treated with antiplatelet agents. Those not meeting the composite measure were more likely to have private insurance.

### Patient Characteristics Independently Associated With Treatment

Patient characteristics associated with treatment rates in multivariable models are presented in Table 2. Independent factors associated with higher treatment rates of ACEI/ARB included PCI within 12 months and dyslipidemia. For BB, history of MI and history of PCI within 12 months were independently associated with higher rates of treatment. Increasing age was associated with a lower rate of treatment for each agent and the composite. Independent factors associated with meeting the optimal combined treatment measure were dyslipidemia and PCI within 12 months.

### Practice Variation in Treatment Rates

At the practice level, substantial variation in treatment was observed. For ACEI/ARB, treatment rates ranged from 44% to 100% (median, 85%; interquartile range, 75%–89%; Figure 1). For BB, practice-level treatment rates ranged from 49% to 100% (median, 92%; interquartile range, 83%–95%; Figure 2) The practice-level rate of meeting the composite ranged from 37% to 100% (median, 79%; interquartile range, 66%–85%; Figure 3). When encounters for the entire year after the index visit were considered, median rates of

treatment at the practice level increased slightly (81%–83% for ACEI/ARB; 87%–91% for BB).

After adjusting for differences in patient characteristics, practice-level variation in the treatment rates for ACEI/ARB, BB, or optimal combined treatment persisted. The adjusted MRR for practice effect was 1.11 (95% confidence interval, 1.08–1.18) for ACEI/ARB therapy, 1.08 (95% confidence interval, 1.05–1.15) for BB therapy, and 1.17 (95% confidence interval, 1.13–1.26) for optimal combined treatment. For each therapy as well as the optimal combined therapy measure, the effect size of the MRR was larger than the adjusted odds ratio of any patient-level factor (Table 2), suggesting that the association between practice site and treatment was stronger than that of any individual patient factor.

In secondary analyses, the number of patients with HFREF at a practice was not associated with treatment and did not change the MRR for treatment for ACEI/ARB, BB, or the optimal combined treatment measure. Similarly, length of time participating in PINNACLE was not associated with treatment and did not change the MRR for treatment with ACEI/ARB, BB, or the optimal combined treatment measure. Paper data reporting was associated with higher treatment rates for all measures but did not change the MRR for any of the measures. The rate of documented exclusions for ACEI/ARB was not correlated with treatment with ACEI/ARB (Spearman weighted correlation, 0.13;  $P=0.40$ ). However, a modest correlation was observed between the rate of documented exclusions for BB and treatment rates (Spearman weighted correlation, 0.5;  $P\leq 0.001$ ), although the absolute rate of documented exclusions for BB was low and varied little between practices (ranging from 1% to 5%).

## Discussion

The PINNACLE Registry provides contemporary information on the real-world use of guideline-recommended medications for HFREF in the outpatient setting from >40 cardiology practices across the United States. Although rates of ACEI/ARB and BB use among patients with HFREF treated in outpatient cardiology clinics are relatively high, variations in care exist. We observed variation by practice for individual and combined measures of therapy. In all cases, fully adjusted models suggested that practice was a stronger predictor of treatment than any individual patient characteristic. These findings suggest that efforts to improve the use of evidence-based therapies in the outpatient setting should focus on practice site, in addition to patient factors.

Our findings are consistent with a previous study, IMPROVE HF, which reported similar rates of use of guideline-recommended therapies in eligible patients across a sample of cardiology or multispecialty practices between 2005 and 2007.<sup>6</sup> When these data are compared with more contemporary data from PINNACLE, the rate of ACEI/ARB use is not different (80% in IMPROVE HF versus 79% in PINNACLE), and the rate of BB use is slightly higher (86% in IMPROVE HF versus 89% in PINNACLE). At the practice level, similar mean practice rates of treatment were observed for ACEI/ARB (80% in IMPROVE HF versus 81% in PINNACLE) and BB (88% in IMPROVE versus 87% in PINNACLE). Although average rates of medication prescription are relatively high

**Table 1. Characteristics of Eligible Patients Who Were Treated and Not Treated With an ACEI/ARB, BB, and Optimal Combined Measure**

	ACEI/ARB Among Eligible (n=12 046)			BB Among Eligible (n=12 384)			Composite of ACEI/ARB and BB Among Eligible (n=12 510)		
	Yes n=9563	No n=2483	P Value	Yes n=11 006	No n=1378	P Value	Yes n=9206	No n=3304	P Value
Age, y			<0.001			0.005			<0.001
<65	3498 (36.6%)	751 (30.2%)		3886 (35.3%)	435 (31.6%)		3340 (36.3%)	1006 (30.4%)	
65 to <75	2681 (28.0%)	667 (26.9%)		3035 (27.6%)	374 (27.1%)		2543 (27.6%)	900 (27.2%)	
≥75	3380 (35.4%)	1065 (42.9%)		4081 (37.1%)	569 (41.3%)		3319 (36.1%)	1398 (42.3%)	
Sex			0.001			0.594			0.019
Men	6579 (68.8%)	1628 (65.6%)		7502 (68.2%)	930 (67.5%)		6315 (68.6%)	2197 (66.5%)	
Women	2984 (31.2%)	855 (34.4%)		3504 (31.8%)	448 (32.5%)		2891 (31.4%)	1107 (33.5%)	
Race			0.019			0.565			0.001
White	4478 (46.8%)	1078 (43.4%)		5070 (46.1%)	612 (44.4%)		4342 (47.2%)	1425 (43.1%)	
Black	1007 (10.5%)	283 (11.4%)		1159 (10.5%)	158 (11.5%)		956 (10.4%)	368 (11.1%)	
Other	43 (0.4%)	9 (0.4%)		47 (0.4%)	7 (0.5%)		39 (0.4%)	15 (0.5%)	
Missing	4035 (42.2%)	1113 (44.8%)		4730 (43.0%)	601 (43.6%)		3869 (42.0%)	1496 (45.3%)	
Insurance			<0.001			<0.001			<0.001
None	456 (4.8%)	97 (3.9%)		514 (4.7%)	49 (3.6%)		437 (4.7%)	130 (3.9%)	
Private	4680 (48.9%)	1383 (55.7%)		5398 (49.0%)	774 (56.2%)		4406 (47.9%)	1826 (55.3%)	
Public	3838 (40.1%)	922 (37.1%)		4420 (40.2%)	511 (37.1%)		3743 (40.7%)	1241 (37.6%)	
Unknown	589 (6.2%)	81 (3.3%)		674 (6.1%)	44 (3.2%)		620 (6.7%)	107 (3.2%)	
Current tobacco use			0.053			<0.001			<0.001
No	7228 (75.6%)	1887 (76.0%)		8446 (76.7%)	972 (70.5%)		7046 (76.5%)	2476 (74.9%)	
Yes	1064 (11.1%)	239 (9.6%)		1193 (10.8%)	133 (9.7%)		1016 (11.0%)	321 (9.7%)	
Unknown	1271 (13.3%)	357 (14.4%)		1367 (12.4%)	273 (19.8%)		1144 (12.4%)	507 (15.3%)	
CAD	7199 (75.3%)	1845 (74.3%)	0.317	8314 (75.5%)	996 (72.3%)	0.008	6968 (75.7%)	2439 (73.8%)	0.033
Dyslipidemia	6635 (69.4%)	1710 (68.9%)	0.64	7720 (70.1%)	877 (63.6%)	<0.001	6435 (69.9%)	2246 (68.0%)	0.042
Diabetes mellitus	3080 (32.2%)	806 (32.5%)	0.793	3621 (32.9%)	388 (28.2%)	<0.001	3007 (32.7%)	1034 (31.3%)	0.154
Hypertension	7440 (77.9%)	1938 (78.6%)	0.459	8552 (77.8%)	1055 (76.8%)	0.409	7117 (77.4%)	2574 (78.3%)	0.283
PAD	1733 (18.1%)	421 (17.0%)	0.181	1932 (17.6%)	260 (18.9%)	0.23	1618 (17.6%)	587 (17.8%)	0.796
Previous stroke/TIA	1689 (17.7%)	340 (13.7%)	<0.001	1763 (16.0%)	287 (20.8%)	<0.001	1536 (16.7%)	528 (16.0%)	0.355
Angina	1086 (11.4%)	228 (9.2%)	0.002	1238 (11.3%)	141 (10.3%)	0.261	1075 (11.7%)	318 (9.7%)	0.002
Antiplatelet	6912 (72.3%)	1471 (59.2%)	<0.001	7831 (71.2%)	816 (59.2%)	<0.001	6727 (73.1%)	2009 (60.8%)	<0.001
Atrial fibrillation	2899 (30.3%)	822 (33.1%)	0.007	3430 (31.2%)	425 (30.8%)	0.799	2828 (30.7%)	1072 (32.5%)	0.063
PCI within 12 mo			<0.001			0.08			<0.001
No	7247 (75.8%)	2076 (83.6%)		8540 (77.6%)	1074 (77.9%)		7019 (76.2%)	2701 (81.7%)	
Yes	1975 (20.7%)	345 (13.9%)		2059 (18.7%)	269 (19.5%)		1819 (19.8%)	520 (15.7%)	
Unknown	341 (3.6%)	62 (2.5%)		407 (3.7%)	35 (2.5%)		368 (4.0%)	83 (2.5%)	
CABG within 12 mo			<0.001			0.017			<0.001
No	7856 (82.1%)	1956 (78.8%)		8947 (81.3%)	1159 (84.1%)		7573 (82.3%)	2644 (80.0%)	
Yes	1384 (14.5%)	471 (19.0%)		1679 (15.3%)	187 (13.6%)		1286 (14.0%)	586 (17.7%)	
Unknown	323 (3.4%)	56 (2.3%)		380 (3.5%)	32 (2.3%)		347 (3.8%)	74 (2.2%)	
History of MI			0.425			<0.001			0.005
No	5938 (62.1%)	1577 (63.5%)		6772 (61.5%)	944 (68.5%)		5661 (61.5%)	2132 (64.5%)	
Yes	3465 (36.2%)	865 (34.8%)		4061 (36.9%)	409 (29.7%)		3400 (36.9%)	1115 (33.7%)	
Unknown	160 (1.7%)	41 (1.7%)		173 (1.6%)	25 (1.8%)		145 (1.6%)	57 (1.7%)	

ACEI/ARB indicates angiotensin-converting enzyme inhibitors/angiotensin receptor blockers; BB, β blockers; CABG, coronary artery bypass grafting; CAD, coronary artery disease; MI, myocardial infarction; PAD, peripheral arterial disease; PCI, percutaneous coronary intervention; and TIA, transient ischemic attack.

and may suggest a ceiling effect of these performance measures, observed practice variation indicates that these remain important targets for quality improvement efforts.

A number of practice-level factors may contribute to variation in care. However, IMPROVE HF did not find a significant association between improvement in care and a number of practice-level

**Table 2. Patient Characteristics Associated With Prescription Rates**

	Rate Ratio (95% CI)		
	ACEI/ARB	$\beta$ -Blockers	Composite of ACEI/ARB and BB
Age, y			
65 to <75	0.98 (0.96–1.00)	0.98 (0.97–0.99)	0.96 (0.95–0.98)
$\geq$ 75	0.93 (0.90–0.95)	0.97 (0.95–0.99)	0.91 (0.88–0.94)
Women	0.97 (0.95–1.00)	1.01 (0.99–1.02)	0.99 (0.96–1.01)
Insurance			
Private	0.97 (0.93–1.02)	0.97 (0.94–1.01)	0.97 (0.92–1.03)
Public	0.97 (0.93–1.02)	0.99 (0.95–1.03)	0.97 (0.92–1.03)
A-fib	0.99 (0.97–1.02)	1.00 (0.98–1.03)	1.00 (0.97–1.03)
Dyslipidemia	1.03 (1.01–1.06)*	1.02 (0.99–1.05)	1.04 (1.00–1.08)
Hypertension	1.01 (0.98–1.03)	1.01 (1.00–1.02)	1.01 (0.98–1.04)
PAD	1.00 (0.97–1.04)	0.99 (0.97–1.02)	1.00 (0.97–1.04)
Previous stroke	1.01 (0.98–1.04)	0.98 (0.94–1.03)	0.99 (0.95–1.04)
Angina	0.99 (0.96–1.03)	0.99 (0.97–1.02)	0.98 (0.95–1.02)
MI history	1.01 (0.98–1.04)	1.03 (1.01–1.04)*	1.03 (0.99–1.06)
Current smoker	0.99 (0.97–1.01)	0.99 (0.97–1.01)	0.98 (0.95–1.01)
CABG within 12 mo	0.96 (0.87–1.06)	1.01 (0.98–1.05)	0.95 (0.84–1.06)
PCI within 12 mo	1.06 (1.03–1.09)*	1.04 (1.01–1.06)*	1.08 (1.04–1.13)*
Diabetes mellitus	1.00 (0.97–1.03)	1.02 (1.00–1.03)	1.02 (0.98–1.05)
Practice median rate ratio	1.11 (1.08–1.18)	1.08 (1.05–1.15)	1.17 (1.13–1.26)

A-fib indicates atrial fibrillation; ACEI/ARB, angiotensin-converting enzyme inhibitors/angiotensin receptor blockers; BB,  $\beta$ -blockers; CABG, coronary artery bypass grafting; CI, confidence interval; MI, myocardial infarction; PAD, peripheral arterial disease; and PCI, percutaneous coronary intervention.


\*Indicates patient characteristics significantly associated with prescription rates.

factors, including geographic location, practice type, number of cardiologists, number of electrophysiologists, affiliation with a hospital or transplant center, presence of a device-based clinic, annual average number of patients treated, number of HF-devoted advanced practice nurse or physician assistant staff, and the presence or absence of a dedicated HF clinic.<sup>7</sup> This suggests that other practice-level factors may be involved, such as differences in guideline familiarity, culture of practice, or implementation of tools and systems, such as those that can be programmed into electronic health records, to ensure that recommended care is provided. Further work is needed to understand the characteristics and processes of high-performing practices and to disseminate those processes to all practices to improve the use of guideline-based therapies for HFREF in the outpatient setting.

We considered additional explanations for the observed variability in treatment rates across practices, including differences in the duration of participation in PINNACLE, differences in the number of patients with HFREF in a practice and differential documentation of contraindications. Our analyses did not suggest that differences in case volume or duration of participation within PINNACLE accounted for treatment variation across practices. We did find a modest correlation between documentation of exclusions for and rate of treatment with BB. The rate and variation in documentation of exclusions was low, making the observed correlation less likely to be of clinical significance. However, this finding may indicate that documentation might, in part, explain our findings and suggest that quality improvement efforts should focus on both improving documentation and clinical practice.


The focus of quality improvement for HFREF has largely been at the hospital level, with several national performance improvement programs designed to assess and improve care in the hospital setting.<sup>14–16</sup> Policies such as 30-day readmission penalties, while implemented at the hospital level, have brought attention to care provided outside of the hospital. Such policies may stimulate change in the ambulatory setting, particularly among integrated healthcare systems and accountable care organizations. Although much of the care for heart failure occurs in the ambulatory setting, few quality improvement programs have focused on ambulatory care of HFREF. IMPROVE HF demonstrated that a practice-based performance improvement program consisting of clinician education, clinical decision support tools, data collection, and benchmarked quality reports resulted in improvement in the overall adherence to performance metrics for heart failure in the ambulatory setting.<sup>5</sup> However, we found that in contemporary practice, practice site continues to be an important contributor to variability in treatment. Thus, addressing practice-level factors remains an important opportunity to improve the use of evidence-based heart failure therapies in the outpatient setting.

Several limitations should be considered in the interpretation of this study. First, PINNACLE practices may be highly motivated for quality improvement. Therefore, observed treatment rates may be higher than in practices not participating in PINNACLE. In particular, care provided in internal medicine and family practice clinics is unknown and may differ substantially from that of the PINNACLE sites. Furthermore, practices participating in PINNACLE were predominantly urban, which

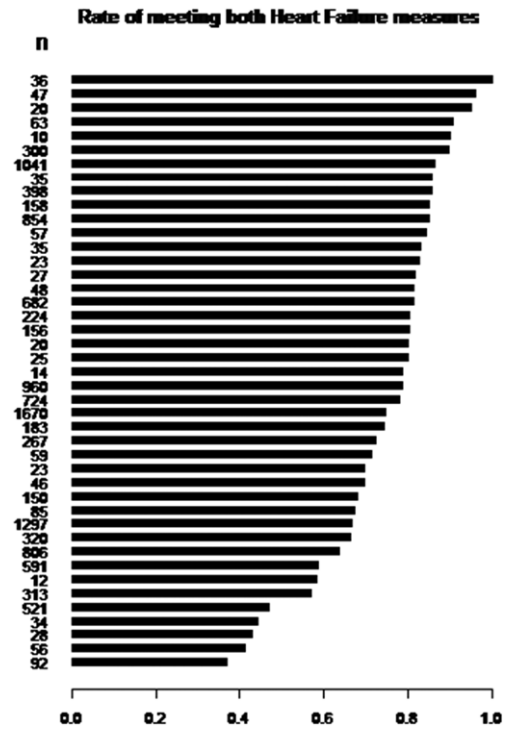


**Figure 1.** Variation in rate of prescription of angiotensin-converting enzyme inhibitors/angiotensin receptor blockers (ACEI/ARB) across practices. HF indicates heart failure; and LVEF, left ventricular ejection fraction.

may also limit the generalizability of our findings. Second, documentation of contraindications may not be complete or accurate and does not include information on specific adverse reactions or contraindications. However, PINNACLE has data



**Figure 2.** Variation in rate of prescription of  $\beta$ -blocker across practices. HF indicates heart failure; and LVEF, left ventricular ejection fraction.



**Figure 3.** Variation in composite prescription rate across practices.

completeness and quality requirements for participation in the registry. Furthermore, to the extent that participating practices depend on the PINNACLE program to report for their pay-for-performance measures, it is in the best interest of the practices to submit complete data. Third, we were unable to explore the role of specific practice-level factors because limited data were available on practice characteristics. Finally, we were unable to assess other important aspects of heart failure care (eg, use of aldosterone antagonists, implantable cardioverter-defibrillators). Although these other aspects of care are class I guideline indications, they are not established consensus performance measures for heart failure care.<sup>4</sup>

In conclusion, we found significant variation among outpatient practices in prescription of evidence-based therapies for patients with HFREF. This variation was independent of differences in case mix and was greatly influenced by the practice at which patients received care. Thus, efforts to improve the use of evidence-based HFREF therapies in the outpatient setting should target practice-level factors.

**Acknowledgments**

The views in this article are those of the authors and do not necessarily reflect the views of the Department of Veterans Affairs.

**Sources of Funding**

Dr Allen is supported by a Career Development Grant Award from the National Heart, Lung, and Blood Institute (NHLBI; 5K23HL05896). Dr Chan is supported by a Career Development Grant Award (K23HL102224) from the NHLBI. Dr Maddox is supported by a Veterans Affairs Health Services Research and Development Career Development Award. Dr Peterson is supported by a K08 award (1K08HS019814-01) from Agency for Healthcare Research & Quality. Dr Spertus has a research contract with the American College of Cardiology Foundation to support analyses of the PINNACLE Registry.

## Disclosures

Dr Allen serves as a consultant for Amgen, Janssen Scientific Affairs, and for the Robert Wood Johnson Foundation. Dr Masoudi has a contract with the American College of Cardiology Foundation. Dr Masoudi has research support from the National Heart, Lung, and Blood Institute, Agency for Healthcare Research & Quality, and the American College of Cardiology Foundation. Dr Spertus has grant support from the National Institutes of Health, the American Heart Association, and Genentech, Lilly, and EvaHeart. Dr Spertus serves as a consultant to United Healthcare, St Jude Medical, Genentech, and Amgen. The other authors report no conflicts.

## References

- Hunt SA, Abraham WT, Chin MH, Feldman AM, Francis GS, Ganiats TG, Jessup M, Konstam MA, Mancini DM, Michl K, Oates JA, Rahko PS, Silver MA, Stevenson LW, Yancy CW, Antman EM, Smith SC, Jr., Adams CD, Anderson JL, Faxon DP, Fuster V, Halperin JL, Hiratzka LF, Hunt SA, Jacobs AK, Nishimura R, Ornato JP, Page RL, Riegel B. ACC/AHA 2005 Guideline Update for the Diagnosis and Management of Chronic Heart Failure in the Adult—Summary Article: A Report of the American College of Cardiology/American Heart Association Task Force on Practice Guidelines (Writing Committee to Update the 2001 Guidelines for the Evaluation and Management of Heart Failure): Developed in Collaboration With the American College of Chest Physicians and the International Society for Heart and Lung Transplantation: Endorsed by the Heart Rhythm Society. *Circulation*. 2005;112:1825–52.
- Fonarow GC, Yancy CW, Heywood JT; ADHERE Scientific Advisory Committee, Study Group, and Investigators. Adherence to heart failure quality-of-care indicators in US hospitals: analysis of the ADHERE Registry. *Arch Intern Med*. 2005;165:1469–1477.
- Peterson PN, Rumsfeld JS, Liang L, Hernandez AF, Peterson ED, Fonarow GC, Masoudi FA; American Heart Association Get With The Guidelines-Heart Failure Program. Treatment and risk in heart failure: gaps in evidence or quality? *Circ Cardiovasc Qual Outcomes*. 2010;3:309–315.
- Bonow RO, Ganiats TG, Beam CT, Blake K, Casey DE Jr, Goodlin SJ, Grady KL, Hundley RF, Jessup M, Lynn TE, Masoudi FA, Nilasena D, Piña IL, Rockswold PD, Sadwin LB, Sikkema JD, Sincac CA, Spertus J, Torrcson PJ, Torres E, Williams MV, Wong JB; American College of Cardiology Foundation; American Heart Association Task Force on Performance Measures; American Medical Association-Physician Consortium for Performance Improvement. ACCF/AHA/AMA-PCPI 2011 performance measures for adults with heart failure: a report of the American College of Cardiology Foundation/American Heart Association Task Force on Performance Measures and the American Medical Association-Physician Consortium for Performance Improvement. *Circulation*. 2012;125:2382–2401.
- Fonarow GC, Albert NM, Curtis AB, Stough WG, Gheorghiadu M, Heywood JT, McBride ML, Inge PJ, Mehra MR, O'Connor CM, Reynolds D, Walsh MN, Yancy CW. Improving evidence-based care for heart failure in outpatient cardiology practices. *Circulation*. 2010;122:585–96.
- Fonarow GC, Yancy CW, Albert NM, Curtis AB, Stough WG, Gheorghiadu M, Heywood JT, McBride ML, Mehra MR, O'Connor CM, Reynolds D, Walsh MN. Heart failure care in the outpatient cardiology practice setting. *Circulation. Heart Failure*. 2008;1:98–106.
- O'Connor CM, Albert NM, Curtis AB, Gheorghiadu M, Heywood JT, McBride ML, Inge PJ, Mehra MR, Reynolds D, Walsh MN, Yancy CW, Fonarow GC. Patient and practice factors associated with improvement in use of guideline-recommended therapies for outpatients with heart failure (from the IMPROVE HF trial). *Am J Cardiol*. 2011;107:250–258.
- Chan PS, Oetgen WJ, Buchanan D, Mitchell K, Fioocchi FF, Tang F, Jones PG, Breeding T, Thrutchley D, Rumsfeld JS, Spertus JA. Cardiac performance measure compliance in outpatients: the American College of Cardiology and National Cardiovascular Data Registry's PINNACLE (Practice Innovation And Clinical Excellence) program. *J Am Coll Cardiol*. 2010;56:8–14.
- Chan PS, Oetgen WJ, Spertus JA. The improving continuous cardiac care (IC3) Program and outpatient quality improvement. *The Am J Med*. 2010;123:217–219.
- Kahn CN 3rd, Ault T, Isenstein H, Potetz L, Van Gelder S. Snapshot of hospital quality reporting and pay-for-performance under Medicare. *Health Aff (Millwood)*. 2006;25:148–162.
- Larsen K, Petersen JH, Budtz-Jørgensen E, Endahl L. Interpreting parameters in the logistic regression model with random effects. *Biometrics*. 2000;56:909–914.
- Larsen K, Merlo J. Appropriate assessment of neighborhood effects on individual health: integrating random and fixed effects in multilevel logistic regression. *Am J Epidemiol*. 2005;161:81–88.
- Goldstein H, Browne W, Rasbash J. Partitioning variation in multilevel models. *Underst Stat*. 2002; 1:223–232.
- Fonarow GC, Abraham WT, Albert NM, Gattis Stough W, Gheorghiadu M, Greenberg BH, O'Connor CM, Pieper K, Sun JL, Yancy CW, Young JB; OPTIMIZE-HF Investigators and Hospitals. Influence of a performance-improvement initiative on quality of care for patients hospitalized with heart failure: results of the Organized Program to Initiate Lifesaving Treatment in Hospitalized Patients With Heart Failure (OPTIMIZE-HF). *Arch Intern Med*. 2007;167:1493–1502.
- Fonarow GC, Heywood JT, Heidenreich PA, Lopatin M, Yancy CW; ADHERE Scientific Advisory Committee and Investigators. Temporal trends in clinical characteristics, treatments, and outcomes for heart failure hospitalizations, 2002 to 2004: findings from Acute Decompensated Heart Failure National Registry (ADHERE). *Am Heart J*. 2007;153:1021–1028.
- Piccini JP, Hernandez AF, Dai D, Thomas KL, Lewis WR, Yancy CW, Peterson ED, Fonarow GC; Get With the Guidelines Steering Committee and Hospitals. Use of cardiac resynchronization therapy in patients hospitalized with heart failure. *Circulation*. 2008;118:926–933.

## CLINICAL PERSPECTIVE

Because most heart failure care occurs in the ambulatory setting, outpatient practices are a natural focus for investigating the quality of heart failure care. Little is known about the contribution of practice site to practice-level variation in treatment of outpatients with heart failure and reduced ejection fraction. Previous studies have not found an association between a number of practice characteristics and improvement in use of guideline recommended therapies. Using the National Cardiovascular Disease Registry (NCDR) Practice Innovation and Clinical Excellence (PINNACLE) registry, we examined practice-level variation in rates of guideline-recommended treatment for outpatients with heart failure and reduced ejection fraction and examined the association between treatment variation and practice site, independent of patient factors. We found significant variation among outpatient practices in prescription of evidence-based therapies. This variation was independent of differences in case mix and was greatly influenced by the practice at which patients received care. This suggests that previously unstudied practice-level factors may be involved, such as differences in guideline familiarity, culture of practice, or implementation of tools and systems to ensure that recommended care is provided. Efforts to improve the use of evidence-based therapies in the outpatient setting should focus on practice site in addition to patient factors, and further work is needed to understand the characteristics and processes of high-performing practices and to disseminate those processes to all practices to improve the use of guideline-based therapies for heart failure and reduced ejection fraction in the outpatient setting.