



Preventing Teen Suicide

Joseph L. Bargione, PhD

Lead Psychologist

Jefferson County Public Schools

Fourth Annual Pediatric Behavioral and Mental
Health Symposium

September 25, 2015



Agenda

- What does the data say about teen suicide?
- Kentucky laws requiring suicide prevention training for MS/HS students and certified staff
- Suicide Prevention Programs
- How to implement a suicide prevention program in a school district
- Review data from school district program

What does the data say?



10 Leading Causes of Death by Age Group, United States – 2013

Rank	Age Groups										Total
	<1	1-4	5-9	10-14	15-24	25-34	35-44	45-54	55-64	65+	
1	Congenital Anomalies 4,758	Unintentional Injury 1,316	Unintentional Injury 746	Unintentional Injury 775	Unintentional Injury 11,619	Unintentional Injury 16,209	Unintentional Injury 15,354	Malignant Neoplasms 46,185	Malignant Neoplasms 113,324	Heart Disease 488,156	Heart Disease 611,105
2	Short Gestation 4,202	Congenital Anomalies 476	Malignant Neoplasms 447	Malignant Neoplasms 448	Suicide 4,878	Suicide 6,348	Malignant Neoplasms 11,349	Heart Disease 35,167	Heart Disease 72,568	Malignant Neoplasms 407,558	Malignant Neoplasms 584,881
3	Maternal Pregnancy Comp. 1,595	Homicide 337	Congenital Anomalies 179	Suicide 386	Homicide 4,329	Homicide 4,236	Heart Disease 10,341	Unintentional Injury 20,357	Unintentional Injury 17,057	Chronic Low. Respiratory Disease 127,194	Chronic Low. Respiratory Disease 149,205
4	SIDS 1,563	Malignant Neoplasms 328	Homicide 125	Congenital Anomalies 161	Malignant Neoplasms 1,496	Malignant Neoplasms 3,673	Suicide 6,551	Liver Disease 8,785	Chronic Low. Respiratory Disease 15,942	Cerebro-vascular 109,602	Unintentional Injury 130,557
5	Unintentional Injury 1,156	Heart Disease 169	Chronic Low. Respiratory Disease 75	Homicide 152	Heart Disease 941	Heart Disease 3,258	Homicide 2,581	Suicide 8,621	Diabetes Mellitus 13,061	Alzheimer's Disease 83,786	Cerebro-vascular 128,978
6	Placenta Cord. Membranes 953	Influenza & Pneumonia 102	Heart Disease 73	Heart Disease 100	Congenital Anomalies 362	Diabetes Mellitus 684	Liver Disease 2,491	Diabetes Mellitus 5,899	Liver Disease 11,951	Diabetes Mellitus 53,751	Alzheimer's Disease 84,767
7	Bacterial Sepsis 578	Chronic Low. Respiratory Disease 64	Influenza & Pneumonia 67	Chronic Low Respiratory Disease 80	Influenza & Pneumonia 197	Liver Disease 676	Diabetes Mellitus 1,952	Cerebro-vascular 5,425	Cerebro-vascular 11,364	Influenza & Pneumonia 48,031	Diabetes Mellitus 75,578
8	Respiratory Distress 522	Septicemia 53	Cerebro-vascular 41	Influenza & Pneumonia 61	Diabetes Mellitus 193	HIV 631	Cerebro-vascular 1,687	Chronic Low. Respiratory Disease 4,619	Suicide 7,135	Unintentional Injury 45,942	Influenza & Pneumonia 56,979
9	Circulatory System Disease 458	Benign Neoplasms 47	Septicemia 35	Cerebro-Vascular 48	Complicated Pregnancy 178	Cerebro-vascular 508	HIV 1,246	Septicemia 2,445	Septicemia 5,345	Nephritis 39,080	Nephritis 47,112
10	Neonatal Hemorrhage 389	Perinatal Period 45	Benign Neoplasms 34	Benign Neoplasms 31	Chronic Low. Respiratory Disease 155	Influenza & Pneumonia 449	Influenza & Pneumonia 881	HIV 2,378	Nephritis 4,947	Septicemia 28,815	Suicide 41,149

Data Source: National Vital Statistics System, National Center for Health Statistics, CDC.
Produced by: National Center for Injury Prevention and Control, CDC using WISQARS™.



Centers for Disease
Control and Prevention
National Center for Injury
Prevention and Control

10 Leading Causes of Injury Deaths by Age Group Highlighting Unintentional Injury Deaths, United States – 2013

Rank	Age Groups										Total
	<1	1-4	5-9	10-14	15-24	25-34	35-44	45-54	55-64	65+	
1	Unintentional Suffocation 979	Unintentional Drowning 393	Unintentional MV Traffic 342	Unintentional MV Traffic 414	Unintentional MV Traffic 6,510	Unintentional Poisoning 8,251	Unintentional Poisoning 8,374	Unintentional Poisoning 10,651	Unintentional Poisoning 6,388	Unintentional Fall 25,464	Unintentional Poisoning 38,851
2	Homicide Unspecified 139	Unintentional MV Traffic 327	Unintentional Drowning 116	Suicide Suffocation 231	Homicide Firearm 3,704	Unintentional MV Traffic 5,776	Unintentional MV Traffic 4,448	Unintentional MV Traffic 5,082	Unintentional MV Traffic 4,502	Unintentional MV Traffic 6,333	Unintentional MV Traffic 33,804
3	Homicide Other Spec., classifiable 74	Unintentional Suffocation 161	Unintentional Fire/Burn 87	Suicide Firearm 137	Unintentional Poisoning 3,293	Homicide Firearm 3,372	Suicide Firearm 2,948	Suicide Firearm 4,057	Suicide Firearm 3,809	Suicide Firearm 5,113	Unintentional Fall 30,208
4	Unintentional MV Traffic 66	Homicide Unspecified 153	Homicide Firearm 48	Homicide Firearm 94	Suicide Firearm 2,210	Suicide Firearm 2,897	Suicide Suffocation 1,868	Suicide Suffocation 2,007	Unintentional Fall 2,283	Unintentional Unspecified 4,316	Suicide Firearm 21,175
5	Undetermined Suffocation 43	Unintentional Fire/Burn 129	Unintentional Suffocation 44	Unintentional Drowning 93	Suicide Suffocation 1,839	Suicide Suffocation 2,154	Homicide Firearm 1,843	Suicide Poisoning 1,867	Suicide Poisoning 1,528	Unintentional Suffocation 3,616	Homicide Firearm 11,208
6	Undetermined Unspecified 28	Unintentional Pedestrian, Other 90	Unintentional Other Land Transport 29	Unintentional Other Land Transport 49	Unintentional Drowning 501	Suicide Poisoning 716	Suicide Poisoning 1,193	Unintentional Fall 1,366	Suicide Suffocation 1,182	Unintentional Poisoning 1,824	Suicide Suffocation 10,062
7	Unintentional Drowning 23	Homicide Other Spec., classifiable 71	Unintentional Natural/ Environment 22	Unintentional Fire/Burn 48	Suicide Poisoning 418	Undetermined Poisoning 565	Undetermined Poisoning 633	Homicide Firearm 1,158	Unintentional Suffocation 723	Adverse Effects 1,755	Suicide Poisoning 6,637
8	Homicide Suffocation 22	Unintentional Natural/ Environment 43	Unintentional Pedestrian, Other 18	Unintentional Suffocation 37	Homicide Cut/Pierce 331	Unintentional Drowning 424	Unintentional Fall 522	Undetermined Poisoning 801	Homicide Firearm 573	Unintentional Fire/Burn 1,103	Unintentional Suffocation 6,601
9	Unintentional Natural/ Environment 19	Homicide Firearm 39	Homicide, Other Specified., NEC ^N 15	Unintentional Firearm 24	Undetermined Poisoning 219	Homicide Cut/Pierce 409	Unintentional Drowning 367	Unintentional Suffocation 478	Unintentional Fire/Burn 564	Suicide Poisoning 905	Unintentional Unspecified 5,407
10	Unintentional Fire/Burn 17	Unintentional Struck by or Against 33	Unintentional Firearm 15	Unintentional Poisoning 21	Unintentional Fall 205	Unintentional Fall 305	Homicide Cut/Pierce 267	Unintentional Drowning 464	Undetermined Poisoning 547	Suicide Suffocation 770	Unintentional Drowning 3,391

^N Not elsewhere classifiable

Data Source: National Center for Health Statistics (NCHS), National Vital Statistics System.
Produced by: National Center for Injury Prevention and Control, CDC using WISQARS™.



Centers for Disease
Control and Prevention
National Center for Injury
Prevention and Control

Kentucky Suicide Statistics

	<u>2009</u>	<u>2010</u>	<u>2011</u>	<u>2012</u>	<u>2013</u>
Total Number of Suicides (Ages 15-24)	77	58	75	91	85
National Ranking (Ages 15-24)	15	37	26	13	16
National Ranking (All Ages)	23	21	19	15	18

Data from American Association of Suicidology

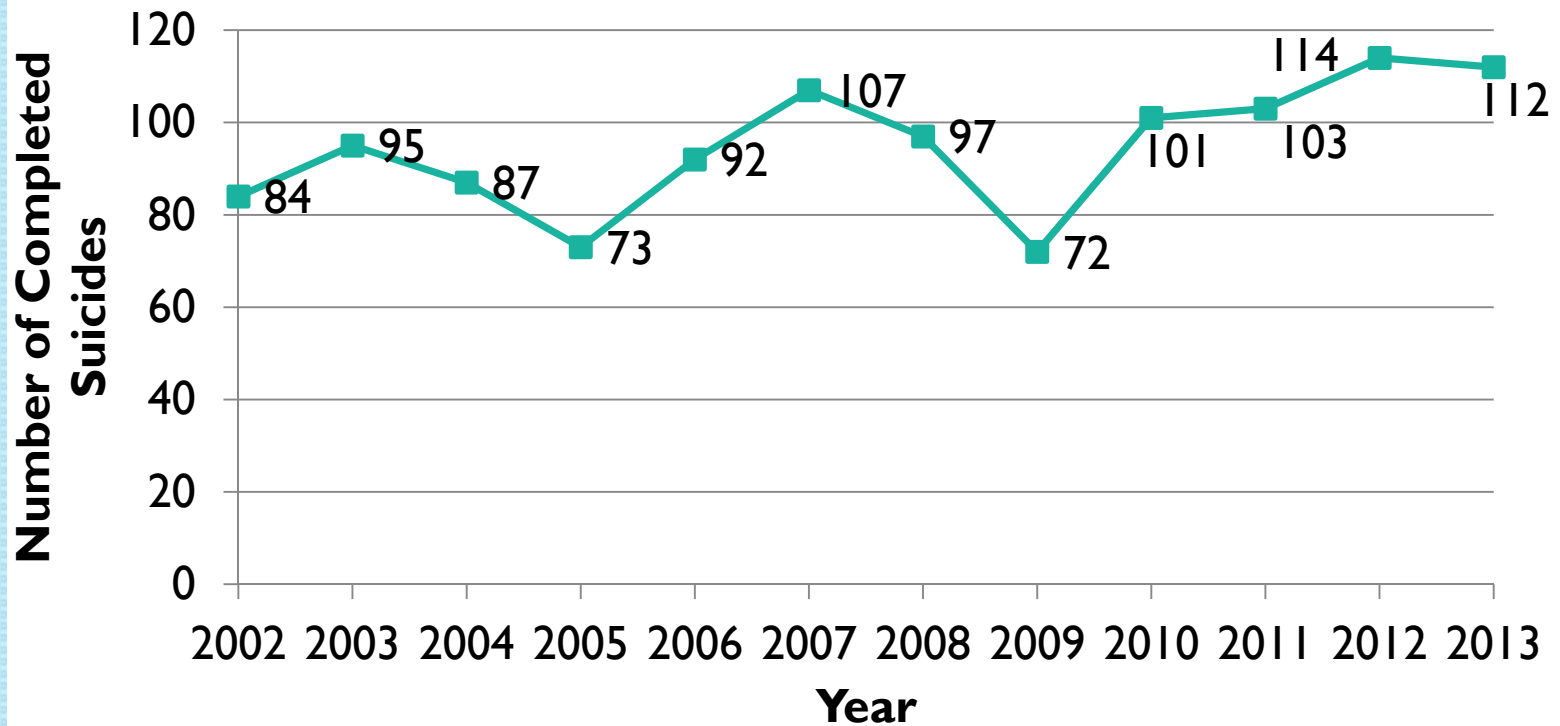


Kentucky Suicide Statistics

- 15% of Kentucky high school students seriously considered suicide in 2013
- 12.6% made a suicide plan
- 7.7% attempted suicide
- 2.9% had a suicide attempt which required treatment by a nurse or doctor

Data from the Center for Disease
Control and Prevention

Jefferson County Suicide Death Statistics (All Ages)



- Data from the Cabinet for Health & Family Services

House Bill 51

- Signed into law March 4, 2010. Requires suicide prevention information for middle and high school students
- Amended KRS 156.095 required the Cabinet for Health and Family Services to post suicide prevention awareness and training information on its web page by August 1, 2010



House Bill 51 (continued)

- Requires every public middle and high school administrator to disseminate suicide prevention awareness information to all middle and high students by September 1 of each year.



Senate Bill 65




- Signed into law on April 13, 2010 requires suicide prevention information for Middle and High School Staff
- Amends KRS158.070 to requires the completion of a minimum of two hours of self-study review of suicide prevention materials each school year by all high and middle staff members. Also amends KRS 161.011 to permit suicide prevention training for classified employees



Four Suicide Prevention Programs

- More Than Sad
- Signs of Suicide (SOS)
- LEADS: For Youth
- Lifelines

Schools will decide what programs to use with students



What does the suicide prevention program look like?

- Lessons for all middle and high school students (including those in low incidence programs) using 4 curriculums
- Train school certified and classified staff
- Train district staff to be responders for school drop in centers




Drop In Center: Levels of Response

- Level 1
- Level 2
- Level 3

How many students had a suicide prevention lesson?

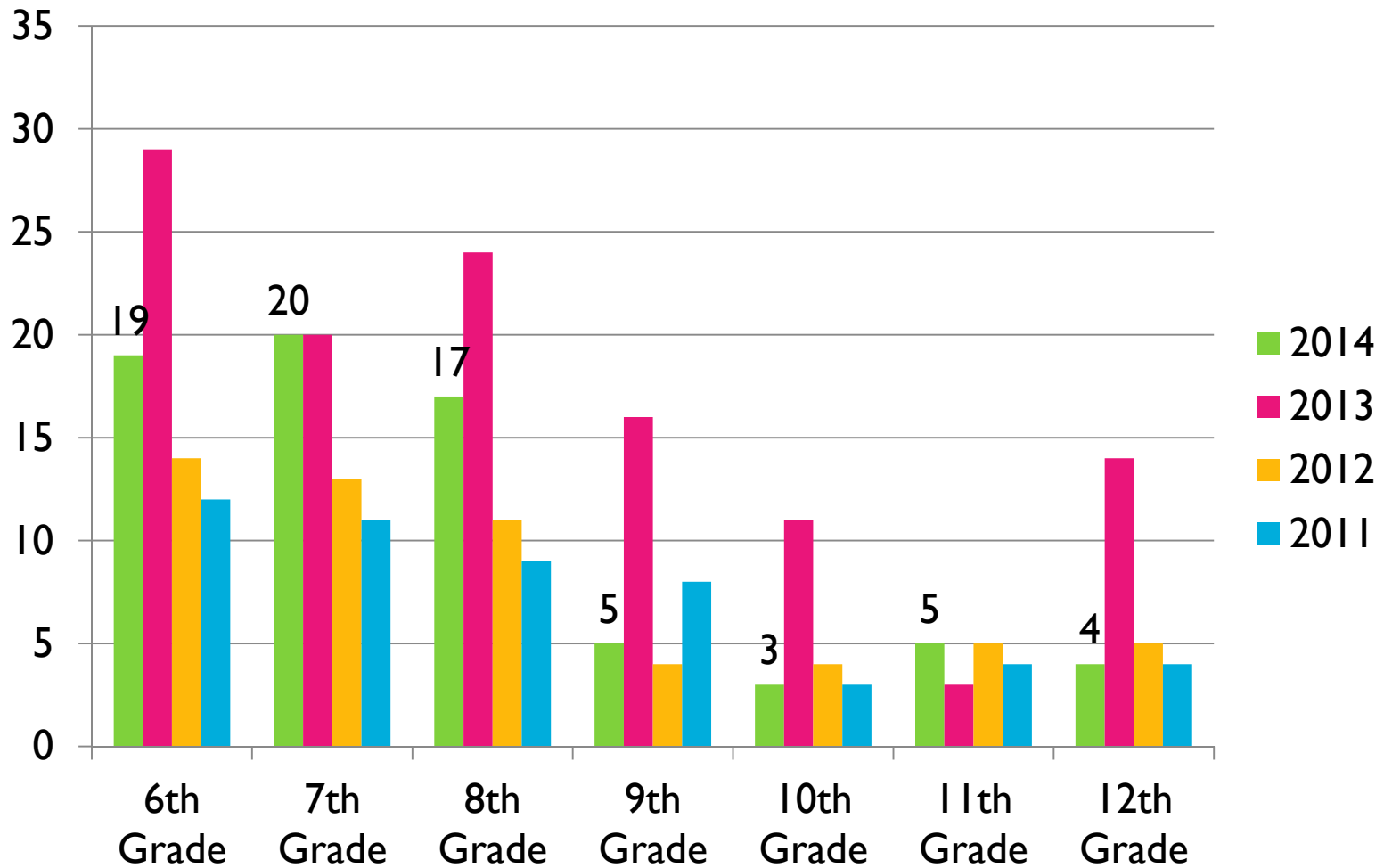
Answer Options	Response Totals
6th Grade	6, 519
7th Grade	6, 364
8th Grade	6, 323
9th Grade	6, 611
10th Grade	5, 800
11th Grade	5, 499
12th Grade	5, 010
Total	42, 126



How many students in total came forward to talk to an adult at the suicide prevention drop-in center after the lesson? (total)

2014 Response Total	2013 Response Total	2012 Response Total	2011 Response Total
2,312	2,350	2,582	2,250

How many students participated in a mobile assessment? (Level 3 Response)



Questions



Resources

- American Association of Suicidology
www.suicidology.org/web/guest/stats-and-tools/videos
- Suicide Prevention Resource Center
www.sprc.org
- American Foundation for Suicide Prevention
www.afsp.org



Contact

Joe.Bargione@Jefferson.kyschools.us