

Continuing Professional Education
Administrative Dashboard

Manage Your Program: LV2014-14 Advances in Neurology 2014 ▼

Logged on: Jim Cregg, University of Louisville [logout]
 Tue Sep 9, 2014 12:47:32 PM

- Summary
- Program
- Records
- Accounts
- Reports
- eCommerce
- Production
- Live Events
- Fulfillment

[Click here to create or apply filter criteria](#)

Reports List » Response Report

[Printer-friendly version](#)

UofL - LV2014-14 - Objectives Evaluation	Likert Avg. 4.40
---	----------------------------

Total Completed: 5

Options: [Show Extended View](#)

This activity was created to address the professional practice gaps listed below:

- Utilize the newer therapies for disease modification of multiple sclerosis.
- Make timely referrals for consideration of epilepsy surgery.
- Refer appropriately for consideration of Deep Brain Stimulation (DBS) surgery for Parkinson's disease.
- Utilize the newer medical options for acute and preventive treatment of migraine headache.

1. Please respond regarding how much you agree or disagree that the gaps listed above were met.

Participating in this educational activity changed your KNOWLEDGE in the professional practice gaps listed above.
 (1=Disagree,5=Agree)

Sample	Mean	Graph	Std. Dev.
All Respondents	4.400		± 0.548
Response	Count	Graph	Percent †
1=Disagree	0		0%
2	0		0%
3	0		0%
4	3		60%
5=Agree	2		40%
Total Responses:	5	Respondent Details Trend Analysis	

Participating in this educational activity changed your COMPETENCE in the professional practice gaps listed above.
 (1=Disagree,5=Agree)

Sample	Mean	Graph	Std. Dev.
All Respondents	4.400		± 0.548
Response	Count	Graph	Percent †
1=Disagree	0		0%
2	0		0%
3	0		0%
4	3		60%
5=Agree	2		40%
Total Responses:	5	Respondent Details Trend Analysis	


Do you feel participating in this educational activity will change your PERFORMANCE in the professional practice gaps listed above?
 (1=Disagree,5=Agree)

Sample	Mean	Graph	Std. Dev.
All Respondents	4.400		± 0.548
Response	Count	Graph	Percent †
1=Disagree	0		0%
2	0		0%
3	0		0%
4	3		60%
5=Agree	2		40%
Total Responses:	5	Respondent Details Trend Analysis	

2. Please elaborate on your previous answers.

Response	Count	Graph	Percent †
Open-ended Text Responses (View Responses)	2		100%
Non-Responders:	3		

Legend

 **percent question responses**
Proportion of a specific response (Qa) to the sum of all responses provided for that question (Qt).
percent of total question responses = Qa / Qt
(Example: X% of all responses to question Y were "A".)

† Percentages are calculated in three different ways. Click on the "Show Extended View" option at the top of the report to display the additional calculations. In cases where a question is required and only one response is allowed, all three percentages will be equal. The difference between the three calculations is most notable in a choose-all-that-apply question type that is optional.

Continuing Professional Education
Administrative Dashboard

Manage Your Program: **LV2014-14 Advances in Neurology 2014**

Logged on: Jim Creg , University of Louisville [logout]
 Tue Sep 9, 2014 12:48:26 PM

- Summary
- Program
- Records
- Accounts
- Reports
- eCommerce
- Production
- Live Events
- Fulfillment

[Click here to create or apply filter criteria](#)

[Reports List](#) » [Response Report](#) » [Text Responses](#)

[Printer-friendly version](#)

Text Responses

Please elaborate on your previous answers.

	Respondent <i>Company/Organization</i>	Reservation Code <i>Complete Date</i>	Email <i>Phone/Fax</i>	Address	Custom 1 Custom 2	Text Response
1.	Abbas, Dilawer <i>St. Joseph Medical Group</i>	1279792-3vfz7A <i>2014-06-13 10:25:15.173-04</i>	dabbas52@hotmail.com <i>Phone: 260416-5896 Fax: 260416-5897</i>	2510 E. Dupont Fort Wayne, IN, 46845 USA		I have been in practice for 38 years, attending the course helps me keep up with the latest trends in treatment and management of neurological conditions
2.	Quenemoen, Lowell <i>Lowell Quenemoen MDPC</i>	1284808-2ryb5k <i>2014-06-01 08:17:24.509-04</i>	lowellq@windstream.net <i>Phone: 8592945697 Fax:</i>	3756 Hidden Lake Lane Lexington, KY, 40516 USA		Good review of new anticonvulsants and critical review of new and existing MS therapies, novel migraine approaches, and overview movement disorders.

Continuing Professional Education
Administrative Dashboard

Manage Your Program: **LV2014-14 Advances in Neurology 2014**

Logged on: Jim Cregg, University of Louisville [logout]
 Tue Sep 9, 2014 12:48:58 PM

Summary Program Records Accounts **Reports** eCommerce Production Live Events Fulfillment

Click here to create or apply filter criteria

Reports List » Response Report

Printer-friendly version

UofL - LV2014-14 - Speaker Evaluation Likert Avg. **4.10**

Total Completed: 5

Options: Show Extended View

1. Please evaluate the effectiveness of the following speakers in improving your knowledge, competence and/or performance.

M. Steven Evans, MD
 (1=Poor,5=Excellent)



Sample	Mean	Graph	Std. Dev.
All Respondents	3.600		± 1.517
Response	Count	Graph	Percent †
1=Poor	1		20%
2	0		0%
3	0		0%
4	3		60%
5=Excellent	1		20%
Total Responses:	5	Respondent Details Trend Analysis	

David Mattson, MD
 (1=Poor,5=Excellent)

Sample	Mean	Graph	Std. Dev.
All Respondents	3.800		± 1.643
Response	Count	Graph	Percent †
1=Poor	1		20%
2	0		0%
3	0		0%
4	2		40%
5=Excellent	2		40%
Total Responses:	5	Respondent Details Trend Analysis	






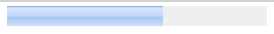
Kathrin Lafavre, MD
 (1=Poor,5=Excellent)

Sample	Mean	Graph	Std. Dev.
All Respondents	4.400		± 0.548
Response	Count	Graph	Percent †
1=Poor	0		0%
2	0		0%
3	0		0%

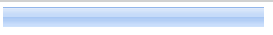
4	3		60%
5=Excellent	2		40%
Total Responses:	5	Respondent Details	Trend Analysis

Siddharth Kapoor, MD


(1=Poor,5=Excellent)

Sample	Mean	Graph	Std. Dev.
All Respondents	4.600		± 0.548
Response	Count	Graph	Percent †
1=Poor	0		0%
2	0		0%
3	0		0%
4	2		40%
5=Excellent	3		60%
Total Responses:	5	Respondent Details	Trend Analysis

2. Please elaborate on your previous answers.

Response	Count	Graph	Percent †
Open-ended Text Responses (View Responses)	2		100%
Non-Responders:	3		

Legend

 **percent question responses**
 Proportion of a specific response (Qa) to the sum of all responses provided for that question (Qt).
 $\text{percent of total question responses} = Qa / Qt$
 (Example: X% of all responses to question Y were "A".)

† Percentages are calculated in three different ways. Click on the "Show Extended View" option at the top of the report to display the additional calculations. In cases where a question is required and only one response is allowed, all three percentages will be equal. The difference between the three calculations is most notable in a choose-all-that-apply question type that is optional.

Continuing Professional Education
Administrative Dashboard

Manage Your Program: **LV2014-14 Advances in Neurology 2014**

Logged on: Jim Creg , University of Louisville [logout]
 Tue Sep 9, 2014 12:49:43 PM

Summary Program Records Accounts **Reports** eCommerce Production Live Events Fulfillment

 Click here to create or apply filter criteria

Reports List » Response Report » Text Responses

 Printer-friendly version

Text Responses

Please elaborate on your previous answers.

	Respondent Company/Organization	Reservation Code Complete Date	Email Phone/Fax	Address	Custom 1 Custom 2	Text Response
1.	Davis, Ronda ULP Neurology	1285769-k8Q7i 2014-07-21 16:13:24.259-04	rdavis_07@yahoo.com Phone: 3217941184 Fax:	5305 Cloudston Ct Louisville, KY, 40229 USA		The first 2 listed physicians did not speak.
2.	Quenemoen, Lowell Lowell Quenemoen MDPC	1284808-2ryb5k 2014-06-01 08:17:24.509-04	lowellq@windstream.net Phone: 8592945697 Fax:	3756 Hidden Lake Lane Lexington, KY, 40516 USA		Other speakers were Jonathan Smith and Kristy Nord who presented new materials.

Continuing Professional Education
Administrative Dashboard

Manage Your Program: **LV2014-14 Advances in Neurology 2014**

Logged on: Jim Creg , University of Louisville [logout]
 Tue Sep 9, 2014 12:50:20 PM

Summary Program Records Accounts Reports eCommerce Production Live Events Fulfillment

Click here to create or apply filter criteria

Reports List » Response Report

Printer-friendly version

UofL - Shared Activity Evaluation

Likert Avg.
N/A

Total Completed: 5

Options: Show Extended View

This evaluation is confidential and no individual will be identified by this office (Continuing Medical Education and Professional Development). It will only be used for quality improvement.

1. Please identify a change that you will implement into practice as a result of attending this educational activity (new protocols, different medications, etc.)

Response	Count	Graph	Percent †
Open-ended Text Responses (View Responses)	5		100%

2. How certain are you that you will implement this change?

Response	Count	Graph	Percent †
Very certain	0		0%
Certain	4		80%
Maybe	1		20%
Not certain	0		0%
Will not implement	0		0%
N/A	0		0%
Total Responses:	5	Respondent Details Trend Analysis	

3. What topics do you want to hear more about, and what issues(s) in your practice will they address?

Response	Count	Graph	Percent †
Open-ended Text Responses (View Responses)	4		100%
Non-Responders:	1		



4. Were the patient recommendations based on acceptable practices in medicine?

Response	Count	Graph	Percent †
Yes	5		100%
No	0		0%
Total Responses:	5	Respondent Details Trend Analysis	


5. If you answered No on the question above, please explain which recommendation(s) were not based on acceptable practices in medicine?

Response	Count	Graph	Percent †
Open-ended Text Responses (View Responses)	0		0%
Non-Responders:	5		


6. Do you think the presentation was without commercial bias?

Response	Count	Graph	Percent [†]
Yes	5		100%
No	0		0%
Total Responses:	5	Respondent Details	Trend Analysis

7. If you answered No on the above question, please list the topics that were biased?


Response	Count	Graph	Percent [†]
Open-ended Text Responses (View Responses)	0		0%
Non-Responders:	5		

8. Please provide any additional comments you may have about this educational activity.

Response	Count	Graph	Percent [†]
Open-ended Text Responses (View Responses)	1		100%
Non-Responders:	4		

As one of the participants of this educational activity, we want to encourage you to implement those ideas that were appropriate to your healthcare environment. We look forward to seeing you at future University of Louisville events. Thank you very much.

Legend

 **percent question responses**
Proportion of a specific response (Qa) to the sum of all responses provided for that question (Qq).
 $percent\ of\ total\ question\ responses = Qa / Qq$
(Example: X% of all responses to question Y were "A".)

[†] Percentages are calculated in three different ways. Click on the "Show Extended View" option at the top of the report to display the additional calculations. In cases where a question is required and only one response is allowed, all three percentages will be equal. The difference between the three calculations is most notable in a choose-all-that-apply question type that is optional.

Continuing Professional Education
Administrative Dashboard

Manage Your Program: **LV2014-14 Advances in Neurology 2014**

Logged on: Jim Cregg, University of Louisville [logout]
 Tue Sep 9, 2014 12:50:56 PM

Summary Program Records Accounts **Reports** eCommerce Production Live Events Fulfillment

 Click here to create or apply filter criteria

Reports List » Response Report » Text Responses

 Printer-friendly version

Text Responses

Please identify a change that you will implement into practice as a result of attending this educational activity (new protocols, different medications, etc.)

	Respondent Company/Organization	Reservation Code Complete Date	Email Phone/Fax	Address	Custom 1 Custom 2	Text Response
1.	Abbas, Dilawer St. Joseph Medical Group	1279792-3vz7A 2014-06-13 10:25:15.173-04	dabbas52@hotmail.com Phone: 260416-5896 Fax: 260416-5897	2510 E. Dupont Fort Wayne, IN, 46845 USA		Manage MS patient with new drugs with more confidence
2.	becker, philip Becker Neurological Institute	1284891-Am3WSF 2014-07-07 13:04:20.285-04	philip.becker@fuse.net Phone: 8593416387 Fax: 8593414144	565 Centre View Boulevard Crestview Hills, KY, 41017 USA		use less Copaxone
3.	Davis, Ronda ULP Neurology	1285769-k8Q7i 2014-07-21 16:13:24.259-04	rdavis_07@yahoo.com Phone: 3217941184 Fax:	5305 Cloudston Ct Louisville, KY, 40229 USA		Would like to have had more clinical information for medical assistants.
4.	Quenemoen, Lowell Lowell Quenemoen MDPC	1284808-2ryb5k 2014-06-01 08:17:24.509-04	lowellq@windstream.net Phone: 8592945697 Fax:	3756 Hidden Lake Lane Lexington, KY, 40516 USA		New anticonvulsants
5.	Reed, Lindsay Kosair Childrens Hospital	1282255-2BFAAk 2014-05-31 12:56:22.914-04	lindsay.reed@nortonhealthcare.org Phone: 5029381430 Fax:	1121 Blackthorn Rd Louisville, KY, 40299 USA		The new anti-epileptic medications and their indications and off label uses.

Continuing Professional Education
Administrative Dashboard

Manage Your Program: LV2014-14 Advances in Neurology 2014

Logged on: Jim Creg , University of Louisville [logout]
 Tue Sep 9, 2014 12:51:22 PM

- Summary
- Program
- Records
- Accounts
- Reports
- eCommerce
- Production
- Live Events
- Fulfillment

[Click here to create or apply filter criteria](#)

[Reports List](#) » [Response Report](#) » [Text Responses](#)

[Printer-friendly version](#)

Text Responses

What topics do you want to hear more about, and what issues(s) in your practice will they address?


	Respondent <i>Company/Organization</i>	Reservation Code <i>Complete Date</i>	Email <i>Phone/Fax</i>	Address	Custom 1 Custom 2	Text Response
1.	Abbas, Dilawer <i>St. Joseph Medical Group</i>	1279792-3vfz7A <i>2014-06-13 10:25:15.173-04</i>	dabbas52@hotmail.com <i>Phone: 260416-5896 Fax: 260416-5897</i>	2510 E. Dupont Fort Wayne, IN, 46845 USA		Stroke
2.	becker, philip <i>Becker Neurological Institute</i>	1284891-Am3WSF <i>2014-07-07 13:04:20.285-04</i>	philip.becker@fuse.net <i>Phone: 8593416387 Fax: 8593414144</i>	565 Centre View Boulevard Crestview Hills, KY, 41017 USA		Alzheimer's, will help make clinical diagnosis more certain.
3.	Davis, Ronda <i>ULP Neurology</i>	1285769-k8Q7i <i>2014-07-21 16:13:24.259-04</i>	rdavis_07@yahoo.com <i>Phone: 3217941184 Fax:</i>	5305 Cloudston Ct Louisville, KY, 40229 USA		Took the class for the knowledge would and will take any and all knowledge I can gain.
4.	Reed, Lindsay <i>Kosair Childrens Hospital</i>	1282255-2BFAAK <i>2014-05-31 12:56:22.914-04</i>	lindsay.reed@nortonhealthcare.org <i>Phone: 5029381430 Fax:</i>	1121 Blackthorn Rd Louisville, KY, 40299 USA		Pediatrics

Continuing Professional Education
Administrative Dashboard

Manage Your Program: **LV2014-14 Advances in Neurology 2014**

Logged on: Jim Creg , University of Louisville [logout]
 Tue Sep 9, 2014 12:51:59 PM

Summary Program Records Accounts **Reports** eCommerce Production Live Events Fulfillment

 Click here to create or apply filter criteria

Reports List » Response Report » Text Responses

 Printer-friendly version

Text Responses

Please provide any additional comments you may have about this educational activity.

	Respondent Company/Organization	Reservation Code Complete Date	Email Phone/Fax	Address	Custom 1 Custom 2	Text Response
1.	Davis, Ronda ULP Neurology	1285769-k8Q7i 2014-07-21 16:13:24.259-04	rdavis_07@yahoo.com Phone: 3217941184 Fax:	5305 Cloudston Ct Louisville, KY, 40229 USA		Overall very well put together and full of information.