

Continuing Professional Education  
**Administrative Dashboard**

Manage Your Program: **LV2014-23 ISPCOP 2014**

Logged on: Jim Creg , University of Louisville [logout]  
 Tue Oct 21, 2014 12:43:37 PM

Summary | Program | Records | Accounts | **Reports** | eCommerce | Production | Live Events | Fulfillment

Click here to create or apply filter criteria

Reports List » Response Report

Printer-friendly version

<b>UofL - LV2014-23 - Objectives Evaluation</b>	Likert Avg. <b>4.41</b>
---	----------------------------

Total Completed: 9

Options: Show Extended View

This activity was created to address the professional practice gaps listed below:

- Identifying new evidence related to pharmacokinetics and pharmacodynamics of antibiotic dosing in morbidly obese patients.
- Routinely screening patients for obstructive sleep apnea for the management of difficult airways.
- Identifying current best practices for Neuromuscular Blockade and Reversal for Bariatric Surgery.
- Identifying new definitions of metabolic syndrome and its implications in the perioperative period.

1. Please respond regarding how much you agree or disagree that the gaps listed above were addressed.

Participating in this educational activity changed your KNOWLEDGE in the professional practice gaps listed above.  
 (1=Disagree,5=Agree)

Sample	Mean	Graph	Std. Dev.
All Respondents	4.667		± 0.500
Response	Count	Graph	Percent †
1=Disagree	0		0%
2	0		0%
3	0		0%
4	3		33%
5=Agree	6		67%
<b>Total Responses:</b>	<b>9</b>	<a href="#">Respondent Details</a> <a href="#">Trend Analysis</a>	

Participating in this educational activity changed your COMPETENCE in the professional practice gaps listed above.  
 (1=Disagree,5=Agree)

Sample	Mean	Graph	Std. Dev.
All Respondents	4.333		± 0.866
Response	Count	Graph	Percent †
1=Disagree	0		0%
2	0		0%
3	2		22%
4	2		22%
5=Agree	5		56%
<b>Total Responses:</b>	<b>9</b>	<a href="#">Respondent Details</a> <a href="#">Trend Analysis</a>	

Do you feel participating in this educational activity will change your PERFORMANCE in the professional practice gaps listed above?  
 (1=Disagree,5=Agree)

Sample	Mean	Graph	Std. Dev.
All Respondents	4.222		± 0.833
Response	Count	Graph	Percent †
1=Disagree	0		0%
2	0		0%
3	2		22%
4	3		33%
5=Agree	4		44%
<b>Total Responses:</b>	<b>9</b>	<a href="#">Respondent Details</a>	<a href="#">Trend Analysis</a>

2. Please elaborate on your previous answers.

Response	Count	Graph	Percent †
Open-ended Text Responses (View Responses)	2		100%
Non-Responders:	7		

**Legend**

**percent question responses**  
 Proportion of a specific response (Qa) to the sum of all responses provided for that question (Qt).  
 percent of total question responses = Qa / Qt  
 (Example: X% of all responses to question Y were "A".)

† Percentages are calculated in three different ways. Click on the "Show Extended View" option at the top of the report to display the additional calculations. In cases where a question is required and only one response is allowed, all three percentages will be equal. The difference between the three calculations is most notable in a choose-all-that-apply question type that is optional.

Continuing Professional Education  
**Administrative Dashboard**

**Manage Your Program:** ▶ **LV2014-23 ISPCOP 2014** ▼

Logged on: **Jim Creg**, University of Louisville [\[logout\]](#)  
 Tue Oct 21, 2014 12:44:12 PM

- Summary**
- Program**
- Records**
- Accounts**
- Reports**
- eCommerce**
- Production**
- Live Events**
- Fulfillment**

[Click here to create or apply filter criteria](#)

[Reports List](#) » [Response Report](#) » [Text Responses](#)

[Printer-friendly version](#)

**Text Responses**

Please elaborate on your previous answers.

	<b>Respondent Company/Organization</b>	<b>Reservation Code Complete Date</b>	<b>Email Phone/Fax</b>	<b>Address</b>	<b>Custom 1 Custom 2</b>	<b>Text Response</b>
1.	Krutz, Samuel <i>St Vincent Hospital R</i>	2246642-AMlgVC 2014-10-13 23:02:26.783-04	sdkrutz@stvincent.org Phone: 7655840641 Fax: 7655840709	2160 fountain city pike fountain city, IN, 47341 USA		more practical applications of research would help
2.	Schumann, Roman <i>Tufts Medical Center</i>	2248858-hiETn 2014-10-15 13:30:19.946-04	rschumann@tuftsmedicalcenter.org Phone: 6174610529 Fax: 6176368384	287 Jackson St Newton, MA, 02459 USA		The importance of neuromuscular blockade reversal in the obese and its timing was discussed and reinforced. Evidence for antibiotic dosing was evaluated and more appears to be better. No good evidence for topical use.

Continuing Professional Education  
**Administrative Dashboard**

Manage Your Program: **LV2014-23 ISPCOP 2014**

Logged on: Jim Creg , University of Louisville [logout]  
 Tue Oct 21, 2014 12:45:29 PM

Summary Program Records Accounts **Reports** eCommerce Production Live Events Fulfillment

Click here to create or apply filter criteria

Reports List » Response Report

Printer-friendly version

**UofL - LV2014-23 - Speaker Evaluation**

Likert Avg.  
**4.36**

Total Completed: 9

Options: Show Extended View

1. Please evaluate the effectiveness of the following speakers in improving your knowledge, competence and/or performance.

Dr. Glenn Murphy  
 (1=Poor,5=Excellent)

Sample	Mean	Graph	Std. Dev.
All Respondents	4.556		± 0.527
Response	Count	Graph	Percent †
1=Poor	0		0%
2	0		0%
3	0		0%
4	4		44%
5=Excellent	5		56%
<b>Total Responses:</b>	<b>9</b>	<a href="#">Respondent Details</a> <a href="#">Trend Analysis</a>	

Dr. Satya Krishna Ramchandran  
 (1=Poor,5=Excellent)

Sample	Mean	Graph	Std. Dev.
All Respondents	4.444		± 0.726
Response	Count	Graph	Percent †
1=Poor	0		0%
2	0		0%
3	1		11%
4	3		33%
5=Excellent	5		56%
<b>Total Responses:</b>	<b>9</b>	<a href="#">Respondent Details</a> <a href="#">Trend Analysis</a>	

Dr. Luc de Baerdemaeker  
 (1=Poor,5=Excellent)

Sample	Mean	Graph	Std. Dev.
All Respondents	4.222		± 0.441
Response	Count	Graph	Percent †
1=Poor	0		0%
2	0		0%
3	0		0%

4	7		78%
5=Excellent	2		22%
<b>Total Responses:</b>	<b>9</b>	<a href="#">Respondent Details</a>	<a href="#">Trend Analysis</a>

Dr. Stephanie Jones  
(1=Poor,5=Excellent)

Sample	Mean	Graph	Std. Dev.
All Respondents	4.222		± 0.441
Response	Count	Graph	Percent †
1=Poor	0		0%
2	0		0%
3	0		0%
4	7		78%
5=Excellent	2		22%
<b>Total Responses:</b>	<b>9</b>	<a href="#">Respondent Details</a>	<a href="#">Trend Analysis</a>

2. Please elaborate on your previous answers.

Response	Count	Graph	Percent †
Open-ended Text Responses (View Responses)	2		100%
Non-Responders:	7		

**Legend**

**percent question responses**  
Proportion of a specific response (Qa) to the sum of all responses provided for that question (Qt).  
percent of total question responses =  $Qa / Qt$   
(Example: X% of all responses to question Y were "A".)

† Percentages are calculated in three different ways. Click on the "Show Extended View" option at the top of the report to display the additional calculations. In cases where a question is required and only one response is allowed, all three percentages will be equal. The difference between the three calculations is most notable in a choose-all-that-apply question type that is optional.

Continuing Professional Education  
**Administrative Dashboard**

**Manage Your Program:** LV2014-23 ISPCOP 2014

Logged on: Jim Creg , University of Louisville [logout]  
 Tue Oct 21, 2014 12:46:03 PM

- Summary
- Program
- Records
- Accounts
- Reports
- eCommerce
- Production
- Live Events
- Fulfillment

[Click here to create or apply filter criteria](#)

[Reports List](#) » [Response Report](#) » [Text Responses](#)

[Printer-friendly version](#)

**Text Responses**

Please elaborate on your previous answers.

	Respondent <i>Company/Organization</i>	Reservation Code <i>Complete Date</i>	Email <i>Phone/Fax</i>	Address	Custom 1 Custom 2	Text Response
1.	Krutz, Samuel <i>St Vincent Hospital R</i>	2246642-AMlgVC <i>2014-10-13 23:02:26.763-04</i>	sdkrutz@stvincent.org <i>Phone: 7655840641 Fax: 7655840709</i>	2160 fountain city pike fountain city, IN, 47341 USA		speakers did good job
2.	Schumann, Roman <i>Tufts Medical Center</i>	2248858-hiETn <i>2014-10-15 13:30:19.946-04</i>	rschumann@tuftsmedicalcenter.org <i>Phone: 6174610529 Fax: 6176368384</i>	287 Jackson St Newton, MA, 02459 USA		Excellent talks overall. Brief and to the point. Poster discussions were also enlightening !

Continuing Professional Education  
**Administrative Dashboard**

**Manage Your Program:** LV2014-23 ISPCOP 2014 ▼

Logged on: Jim Creg , University of Louisville [logout]  
 Tue Oct 21, 2014 12:46:27 PM

- Summary
- Program
- Records
- Accounts
- Reports
- eCommerce
- Production
- Live Events
- Fulfillment

[Click here to create or apply filter criteria](#)

Reports List » Response Report

[Printer-friendly version](#)

<b>UofL - Shared Activity Evaluation</b>	Likert Avg. <b>N/A</b>
--	---------------------------

Total Completed: 9

Options: [Show Extended View](#)

This evaluation is confidential and no individual will be identified by this office (Continuing Medical Education and Professional Development). It will only be used for quality improvement.

1. Please identify a change that you will implement into practice as a result of attending this educational activity (new protocols, different medications, etc.)

Response	Count	Graph	Percent †
Open-ended Text Responses (View Responses)	7		100%
Non-Responders:	2		

2. How certain are you that you will implement this change?

Response	Count	Graph	Percent †
Very certain	3		33%
Certain	3		33%
Maybe	1		11%
Not certain	0		0%
Will not implement	0		0%
N/A	2		22%
<b>Total Responses:</b>	<b>9</b>	<a href="#">Respondent Details</a> <a href="#">Trend Analysis</a>	

3. What topics do you want to hear more about, and what issues(s) in your practice will they address?

Response	Count	Graph	Percent †
Open-ended Text Responses (View Responses)	6		100%
Non-Responders:	3		



4. Were the patient recommendations based on acceptable practices in medicine?

Response	Count	Graph	Percent †
Yes	9		100%
No	0		0%
<b>Total Responses:</b>	<b>9</b>	<a href="#">Respondent Details</a> <a href="#">Trend Analysis</a>	


5. If you answered No on the question above, please explain which recommendation(s) were not based on acceptable practices in medicine?

Response	Count	Graph	Percent †
Open-ended Text Responses (View Responses)	0		0%
Non-Responders:	9		


6. Do you think the presentation was without commercial bias?

Response	Count	Graph	Percent <sup>†</sup>
Yes	9		100%
No	0		0%
<b>Total Responses:</b>	<b>9</b>	<a href="#">Respondent Details</a>	<a href="#">Trend Analysis</a>

7. If you answered No on the above question, please list the topics that were biased?


Response	Count	Graph	Percent <sup>†</sup>
Open-ended Text Responses (View Responses)	1		100%
Non-Responders:	8		

8. Please provide any additional comments you may have about this educational activity.

Response	Count	Graph	Percent <sup>†</sup>
Open-ended Text Responses (View Responses)	3		100%
Non-Responders:	6		

As one of the participants of this educational activity, we want to encourage you to implement those ideas that were appropriate to your healthcare environment. We look forward to seeing you at future University of Louisville events. Thank you very much.

**Legend**

 **percent question responses**  
 Proportion of a specific response (Qa) to the sum of all responses provided for that question (Qq).  
 $percent\ of\ total\ question\ responses = Qa / Qq$   
 (Example: X% of all responses to question Y were "A".)

<sup>†</sup> Percentages are calculated in three different ways. Click on the "Show Extended View" option at the top of the report to display the additional calculations. In cases where a question is required and only one response is allowed, all three percentages will be equal. The difference between the three calculations is most notable in a choose-all-that-apply question type that is optional.



Continuing Professional Education  
**Administrative Dashboard**

Manage Your Program: **LV2014-23 ISPCOP 2014**

Logged on: Jim Cregg, University of Louisville [logout]  
 Tue Oct 21, 2014 12:46:47 PM

Summary Program Records Accounts **Reports** eCommerce Production Live Events Fulfillment

Click here to create or apply filter criteria

Reports List » Response Report » Text Responses

Printer-friendly version

### Text Responses

Please identify a change that you will implement into practice as a result of attending this educational activity (new protocols, different medications, etc.)


	Respondent Company/Organization	Reservation Code Complete Date	Email Phone/Fax	Address	Custom 1 Custom 2	Text Response
1.	Krutz, Samuel St Vincent Hospital R	2246642-AM6gVC 2014-10-13 23:02:26.783-04	sdkrutz@stvincent.org Phone: 7655840641 Fax: 7655840709	2160 fountain city pike fountain city, IN, 47341 USA		monitor minute ventilation more closely and provide adequate fluids
2.	Nossaman, Bobby Ochsner Clinic Foundation	2249766-dPFdA 2014-10-16 07:59:07.639-04	bnossaman@ochsner.org Phone: 504842-3755 Fax:	Department of Anesthesiology 1514 Jefferson Hwy New Orleans, LA, 70121 USA		appropriate hydration is essential in this patient population.
3.	Pandurangan, Murali Sheikh Khalifa Medical City	2247912-aSiQr 2014-10-14 19:07:21.69-04	murali.pandurangan@yahoo.com Phone: 971528853100 Fax:	PO Box 768041 Villa 35 Al Dhafra Compound Abu Dhabi, Outside US and Canada, 768041 ARE		Provide more information to the patients regarding the risks and benefits.
4.	Schumann, Roman Tufts Medical Center	2248858-hiETn 2014-10-15 13:30:19.946-04	rschumann@tuftsmedicalcenter.org Phone: 6174610529 Fax: 6176368384	287 Jackson St Newton, MA, 02459 USA		Standard neuromuscular blockade reversal at the appropriate stage of spontaneous recovery. Better attention to the timing of antibiotic administration
5.	Torres, David Clinica Santa Maria	2255152-33AMrT 2014-10-21 10:07:44.513-04	dtorresp@gmail.com Phone: 56998716570 Fax:	Av Santa Maria 0500 6 piso. Pabellon central Santiago, Outside US and Canada, 7520378 CHL		New strategies for ventilación
6.	Wadhwa, Anu University Of Louisville	2251654-AakbPq 2014-10-17 19:45:35.358-04	wadhwaanu@me.com Phone: 5023450273 Fax: 502	9209 Springbrooke circle LOUISVILLE, KY, 40241 USA		Better muscle relaxant use, ventilation strategies and use of opioids in OSA patients
7.	Ziemann-Gimmel, Patrick CAC	2249923-pDvG7 2014-10-16 10:34:34.545-04	pziemann@yahoo.com Phone: 9042380131 Fax:	108 North River Drive Saint Augustine, FL, 32095 USA		No clear changes in practice were presented, but background knowledge to common problems in the morbidly obese

Continuing Professional Education  
**Administrative Dashboard**

Manage Your Program: **LV2014-23 ISPCOP 2014**

Logged on: Jim Creg , University of Louisville [logout]  
 Tue Oct 21, 2014 12:47:13 PM

Summary Program Records Accounts **Reports** eCommerce Production Live Events Fulfillment

 Click here to create or apply filter criteria

Reports List » Response Report » Text Responses

 Printer-friendly version

### Text Responses

What topics do you want to hear more about, and what issues(s) in your practice will they address?

	Respondent Company/Organization	Reservation Code Complete Date	Email Phone/Fax	Address	Custom 1 Custom 2	Text Response
1.	Krutz, Samuel St Vincent Hospital R	2246642-AMlgVC 2014-10-13 23:02:26.783-04	sdkrutz@stvincent.org Phone: 7655840641 Fax: 7655840709	2160 fountain city pike fountain city, IN, 47341 USA		care issues in morbid obese woman during pregnancy
2.	Pandurangan, Murali Sheikh Khalifa Medical City	2247912-aSiQr 2014-10-14 19:07:21.69-04	murail.pandurangan@yahoo.com Phone: 971528853100 Fax:	PO Box 768041 Villa 35 Al Dhafra Compound Abu Dhabi, Outside US and Canada, 768041 ARE		OSA
3.	Schumann, Roman Tufts Medical Center	2248858-hiETn 2014-10-15 13:30:19.946-04	rschumann@tuftsmedicalcenter.org Phone: 6174610529 Fax: 6176368384	287 Jackson St Newton, MA, 02459 USA		Physiologic differences between the obese and those at risk for perioperative complications.
4.	Torres, David Clinica Santa Maria	2255152-33AMrT 2014-10-21 10:07:44.513-04	dtorresp@gmail.com Phone: 56998716570 Fax:	Av Santa Maria 0500 6 piso. Pabellon central Santiago, Outside US and Canada, 7520378 CHL		Pain management
5.	Wadhwa, Anu University Of Louisville	2251654-AakbPq 2014-10-17 19:45:35.358-04	wadhwaanu@me.com Phone: 5023450273 Fax: 502	9209 Springbrooke circle LOUISVILLE, KY, 40241 USA		Sleep apnea, opioid use
6.	Ziemann-Gimmel, Patrick CAC	2249923-pDvG7 2014-10-16 10:34:34.545-04	pziemann@yahoo.com Phone: 9042380131 Fax:	108 North River Drive Saint Augustine, FL, 32095 USA		New available postoperative respiratory monitors

Continuing Professional Education  
**Administrative Dashboard**

**Manage Your Program:** > **LV2014-23 ISPCOP 2014** ▼

Logged on: Jim Creg , University of Louisville [logout]  
 Tue Oct 21, 2014 12:47:43 PM

- Summary
- Program
- Records
- Accounts
- Reports
- eCommerce
- Production
- Live Events
- Fulfillment

🔍 Click here to create or apply filter criteria

Reports List » Response Report » Text Responses

🖨️ Printer-friendly version

**Text Responses**

If you answered No on the above question, please list the topics that were biased?


	<b>Respondent Company/Organization</b>	<b>Reservation Code Complete Date</b>	<b>Email Phone/Fax</b>	<b>Address</b>	<b>Custom 1 Custom 2</b>	<b>Text Response</b>
1.	Ziemann-Gimmel, Patrick CAC	2249923-pDvG7 2014-10-16 10:34:34.545-04	pziemann@yahoo.com Phone: 9042380131 Fax:	108 North River Drive Saint Augustine, FL, 32095 USA		and Col was addressed adequately

Continuing Professional Education  
**Administrative Dashboard**

Manage Your Program: **LV2014-23 ISPCOP 2014**

Logged on: Jim Creg , University of Louisville [logout]  
 Tue Oct 21, 2014 12:48:04 PM

Summary Program Records Accounts **Reports** eCommerce Production Live Events Fulfillment

 Click here to create or apply filter criteria

Reports List » Response Report » Text Responses

 Printer-friendly version

### Text Responses

Please provide any additional comments you may have about this educational activity.

	Respondent Company/Organization	Reservation Code Complete Date	Email Phone/Fax	Address	Custom 1 Custom 2	Text Response
1.	Krutz, Samuel St Vincent Hospital R	2246642-AM6gVC 2014-10-13 23:02:26.783-04	sdkrutz@stvincent.org Phone: 7655840641 Fax: 7655840709	2160 fountain city pike fountain city, IN, 47341 USA		Handouts would be helpful
2.	Schumann, Roman Tufts Medical Center	2248858-hiETn 2014-10-15 13:30:19.946-04	rschumann@tuftsmedicalcenter.org Phone: 6174610529 Fax: 6176368384	287 Jackson St Newton, MA, 02459 USA		Excellent meeting. The timing along the ASA is difficult and it usually follows an already very long day.
3.	Ziemann-Gimmel, Patrick CAC	2249923-pDvG7 2014-10-16 10:34:34.545-04	pziemann@yahoo.com Phone: 9042380131 Fax:	108 North River Drive Saint Augustine, FL, 32095 USA		Congratulations - high profile attendance

## ISPCOP 2015: Frontiers in Anesthesia and Obesity 10/26/2015

This activity was created to address the professional practice gaps listed below:

- Identifying new evidence related to airway management in morbidly obese patients.
- Identifying the risks and complications of the morbidly obese child during surgery.

### 1. Please respond regarding how much you agree or disagree that the gaps listed above were addressed.

	Disagree		Agree	
Participating in this educational activity changed your KNOWLEDGE in the professional practice gaps listed above. [9-3.67]	(0)	(0)	(3) 33.33%	(6) 66.67%
Participating in this educational activity changed your COMPETENCE in the professional practice gaps listed above. [9-3.56]	(0)	(0)	(4) 44.44%	(5) 55.56%
Do you feel participating in this educational activity will change your PERFORMANCE in the professional practice gaps listed above? [9-3.67]	(0)	(0)	(3) 33.33%	(6) 66.67%

### 2. Please elaborate on your previous answers. (7)

Learned more about how changes in positioning affected ventilation.

great lectures

Allowed to see different aspect obesity

reinforced knowledge

I have had a fair amount of prior experience with obese patients, both adult and pediatric. Only a small amount of new information (to me) was obtained

Very informative lectures and poster presentations

Helpful in decision making for obese patients

### 3. Please evaluate the effectiveness of the following speakers in improving your knowledge, competence and/or performance.

	Poor		Excellent	
Olubukola Nafiu, MD [9-3.33]	(0)	(1) 11.11%	(4) 44.44%	(4) 44.44%
Adrian Sultana, MD [9-3.67]	(0)	(0)	(3) 33.33%	(6) 66.67%
Paolo Pelosi, MD [8-3.38]	(1) 12.50%	(0)	(2) 25.00%	(5) 62.50%

### 4. Please elaborate on your previous answers. (6)

### **Dr Pelosi was replaced by Dr. Lenhardt**

There was excellent substitution for Dr. Pelosi. All of us were impressed

NA

Speakers were all very competent, and clearly dedicated to this issue.

Excellent speakers with good visuals

Good presentation

### **5. Please identify a change that you will implement into practice as a result of attending this educational activity (new protocols, different medications, etc.) (9)**

Use the reverse Trendelenberg position more.

inducing with CPAP

using LMA in appropriate obese patients

N/A

I will utilize different LMAs for morbidly obese patients

none

Greater attention to drug dosing based on ideal body weight, particularly for water-soluble agents

Feel more confident with LMA usage in morbidly obese patient

Assessment and Management

### **6. How certain are you that you will implement this change?**

**(9)**

Certain <sup>(5-</sup>  
55.56%)

Not Certain <sup>(1-</sup>  
11.11%)

Maybe <sup>(2-</sup>  
22.22%)

Very Certain <sup>(1-</sup>  
11.11%)

### **7. What topics do you want to hear more about, and what issues(s) in your practice will they address? (6)**

opioid free anesthesia

pediatric preoperative obesity

central sleep apnea and PACU monitoring of these patients

post operative respiratory protocols

regional anesthesia in obesity - tips for improving success. Perhaps also tips for providing safe and effective Sedation (MAC) services

Obese Patient n ambulatory setting

### **8. Were the patient recommendations based on acceptable practices in medicine?**

**(9)**

Yes (9-

100.00%)

**10. Do you think the presentation was without commercial bias?**

**(9)**

Yes <sup>(9-</sup>  
100.00%)

**12. Please provide any additional comments you may have about this educational activity. (4)**

Hope there will be another meeting next year

Great group/ Looking forward to future developments

excellent , very informative

obesity is an epidemic. These issues are going to become more important with each passing year. I hope ISPCOP can expand its efforts to include obesity PREVENTION strategies

As one of the participants of this educational activity, we want to encourage you to implement those ideas that were appropriate to your healthcare environment.

This evaluation is confidential and no individual will be identified by this office (Continuing Medical Education and Professional Development). It will only be used for quality improvement.

We look forward to seeing you at future University of Louisville events. Thank you very much.

---