

Continuing Professional Education
Administrative Dashboard

Manage Your Program: **LV2014-23 ISPCOP 2014**

Logged on: Jim Creg , University of Louisville [logout]
 Tue Oct 21, 2014 12:43:37 PM

Summary | Program | Records | Accounts | **Reports** | eCommerce | Production | Live Events | Fulfillment

Click here to create or apply filter criteria

Reports List » Response Report

Printer-friendly version

| | |
|---|----------------------------|
| UofL - LV2014-23 - Objectives Evaluation | Likert Avg. 4.41 |
|---|----------------------------|

Total Completed: 9

Options: Show Extended View

This activity was created to address the professional practice gaps listed below:

- Identifying new evidence related to pharmacokinetics and pharmacodynamics of antibiotic dosing in morbidly obese patients.
- Routinely screening patients for obstructive sleep apnea for the management of difficult airways.
- Identifying current best practices for Neuromuscular Blockade and Reversal for Bariatric Surgery.
- Identifying new definitions of metabolic syndrome and its implications in the perioperative period.

1. Please respond regarding how much you agree or disagree that the gaps listed above were addressed.

Participating in this educational activity changed your KNOWLEDGE in the professional practice gaps listed above.
 (1=Disagree,5=Agree)

| Sample | Mean | Graph | Std. Dev. |
|-------------------------|----------|-------|-----------|
| All Respondents | 4.667 | | ± 0.500 |
| Response | Count | Graph | Percent † |
| 1=Disagree | 0 | | 0% |
| 2 | 0 | | 0% |
| 3 | 0 | | 0% |
| 4 | 3 | | 33% |
| 5=Agree | 6 | | 67% |
| Total Responses: | 9 | | |

[Respondent Details](#) [Trend Analysis](#)

Participating in this educational activity changed your COMPETENCE in the professional practice gaps listed above.
 (1=Disagree,5=Agree)

| Sample | Mean | Graph | Std. Dev. |
|-------------------------|----------|-------|-----------|
| All Respondents | 4.333 | | ± 0.866 |
| Response | Count | Graph | Percent † |
| 1=Disagree | 0 | | 0% |
| 2 | 0 | | 0% |
| 3 | 2 | | 22% |
| 4 | 2 | | 22% |
| 5=Agree | 5 | | 56% |
| Total Responses: | 9 | | |

[Respondent Details](#) [Trend Analysis](#)

Do you feel participating in this educational activity will change your PERFORMANCE in the professional practice gaps listed above?
(1=Disagree,5=Agree)

| Sample | Mean | Graph | Std. Dev. |
|-------------------------|----------|------------------------------------|--------------------------------|
| All Respondents | 4.222 | | ± 0.833 |
| Response | Count | Graph | Percent † |
| 1=Disagree | 0 | | 0% |
| 2 | 0 | | 0% |
| 3 | 2 | | 22% |
| 4 | 3 | | 33% |
| 5=Agree | 4 | | 44% |
| Total Responses: | 9 | Respondent Details | Trend Analysis |

2. Please elaborate on your previous answers.

| Response | Count | Graph | Percent † |
|--|-------|-------|-----------|
| Open-ended Text Responses (View Responses) | 2 | | 100% |
| Non-Responders: | 7 | | |

Legend

percent question responses
Proportion of a specific response (Qa) to the sum of all responses provided for that question (Qt).
percent of total question responses = Qa / Qt
(Example: X% of all responses to question Y were "A".)


† Percentages are calculated in three different ways. Click on the "Show Extended View" option at the top of the report to display the additional calculations. In cases where a question is required and only one response is allowed, all three percentages will be equal. The difference between the three calculations is most notable in a choose-all-that-apply question type that is optional.

Continuing Professional Education
Administrative Dashboard

Manage Your Program: **LV2014-23 ISPCOP 2014**

Logged on: Jim Creg , University of Louisville [logout]
 Tue Oct 21, 2014 12:44:12 PM

Summary Program Records Accounts **Reports** eCommerce Production Live Events Fulfillment

 Click here to create or apply filter criteria

Reports List » Response Report » Text Responses

 Printer-friendly version

Text Responses

Please elaborate on your previous answers.

| | Respondent Company/Organization | Reservation Code Complete Date | Email Phone/Fax | Address | Custom 1 Custom 2 | Text Response |
|----|---|---|--|--|----------------------|--|
| 1. | Krutz, Samuel St Vincent Hospital R | 2246642-AMlgVC 2014-10-13 23:02:26.783-04 | sdkrutz@stvincent.org Phone: 7655840641 Fax: 7655840709 | 2160 fountain city pike fountain city, IN, 47341 USA | | more practical applications of research would help |
| 2. | Schumann, Roman Tufts Medical Center | 2248858-hiETn 2014-10-15 13:30:19.946-04 | rschumann@tuftsmedicalcenter.org Phone: 6174610529 Fax: 6176368384 | 287 Jackson St Newton, MA, 02459 USA | | The importance of neuromuscular blockade reversal in the obese and its timing was discussed and reinforced. Evidence for antibiotic dosing was evaluated and more appears to be better. No good evidence for topical use. |

Continuing Professional Education
Administrative Dashboard

Manage Your Program: **LV2014-23 ISPCOP 2014**

Logged on: Jim Creg , University of Louisville [logout]
 Tue Oct 21, 2014 12:45:29 PM

Summary Program Records Accounts **Reports** eCommerce Production Live Events Fulfillment

Click here to create or apply filter criteria

Reports List » Response Report

Printer-friendly version

| | |
|--|----------------------------|
| UofL - LV2014-23 - Speaker Evaluation | Likert Avg. 4.36 |
|--|----------------------------|

Total Completed: 9

Options: Show Extended View

1. Please evaluate the effectiveness of the following speakers in improving your knowledge, competence and/or performance.

Dr. Glenn Murphy
 (1=Poor,5=Excellent)

| Sample | Mean | Graph | Std. Dev. |
|-------------------------|----------|---|-----------|
| All Respondents | 4.556 | | ± 0.527 |
| Response | Count | Graph | Percent † |
| 1=Poor | 0 | | 0% |
| 2 | 0 | | 0% |
| 3 | 0 | | 0% |
| 4 | 4 | | 44% |
| 5=Excellent | 5 | | 56% |
| Total Responses: | 9 | Respondent Details Trend Analysis | |

Dr. Satya Krishna Ramchandran
 (1=Poor,5=Excellent)

| Sample | Mean | Graph | Std. Dev. |
|-------------------------|----------|---|-----------|
| All Respondents | 4.444 | | ± 0.726 |
| Response | Count | Graph | Percent † |
| 1=Poor | 0 | | 0% |
| 2 | 0 | | 0% |
| 3 | 1 | | 11% |
| 4 | 3 | | 33% |
| 5=Excellent | 5 | | 56% |
| Total Responses: | 9 | Respondent Details Trend Analysis | |

Dr. Luc de Baerdemaeker
 (1=Poor,5=Excellent)

| Sample | Mean | Graph | Std. Dev. |
|-----------------|-------|-------|-----------|
| All Respondents | 4.222 | | ± 0.441 |
| Response | Count | Graph | Percent † |
| 1=Poor | 0 | | 0% |
| 2 | 0 | | 0% |
| 3 | 0 | | 0% |

| | | | |
|-------------------------|----------|------------------------------------|--------------------------------|
| 4 | 7 | | 78% |
| 5=Excellent | 2 | | 22% |
| Total Responses: | 9 | Respondent Details | Trend Analysis |

Dr. Stephanie Jones
(1=Poor,5=Excellent)

| Sample | Mean | Graph | Std. Dev. |
|-------------------------|----------|------------------------------------|--------------------------------|
| All Respondents | 4.222 | | ± 0.441 |
| Response | Count | Graph | Percent † |
| 1=Poor | 0 | | 0% |
| 2 | 0 | | 0% |
| 3 | 0 | | 0% |
| 4 | 7 | | 78% |
| 5=Excellent | 2 | | 22% |
| Total Responses: | 9 | Respondent Details | Trend Analysis |

2. Please elaborate on your previous answers.

| Response | Count | Graph | Percent † |
|--|-------|-------|-----------|
| Open-ended Text Responses (View Responses) | 2 | | 100% |
| Non-Responders: | 7 | | |

Legend

percent question responses
Proportion of a specific response (Qa) to the sum of all responses provided for that question (Qt).
percent of total question responses = Qa / Qt
(Example: X% of all responses to question Y were "A".)


† Percentages are calculated in three different ways. Click on the "Show Extended View" option at the top of the report to display the additional calculations. In cases where a question is required and only one response is allowed, all three percentages will be equal. The difference between the three calculations is most notable in a choose-all-that-apply question type that is optional.

Continuing Professional Education
Administrative Dashboard

Manage Your Program: **LV2014-23 ISPCOP 2014**

Logged on: Jim Creg , University of Louisville [logout]
 Tue Oct 21, 2014 12:46:03 PM

Summary | **Program** | **Records** | **Accounts** | **Reports** | **eCommerce** | **Production** | **Live Events** | **Fulfillment**

 Click here to create or apply filter criteria

Reports List » Response Report » Text Responses

 Printer-friendly version

Text Responses

Please elaborate on your previous answers.

| | Respondent Company/Organization | Reservation Code Complete Date | Email Phone/Fax | Address | Custom 1 Custom 2 | Text Response |
|----|---|---|--|--|----------------------|--|
| 1. | Krutz, Samuel St Vincent Hospital R | 2246642-AMlgVC 2014-10-13 23:02:26.763-04 | sdkrutz@stvincent.org Phone: 7655840641 Fax: 7655840709 | 2160 fountain city pike fountain city, IN, 47341 USA | | speakers did good job |
| 2. | Schumann, Roman Tufts Medical Center | 2248858-hiETn 2014-10-15 13:30:19.946-04 | rschumann@tuftsmedicalcenter.org Phone: 6174610529 Fax: 6176368384 | 287 Jackson St Newton, MA, 02459 USA | | Excellent talks overall. Brief and to the point. Poster discussions were also enlightening ! |

Continuing Professional Education
Administrative Dashboard

Manage Your Program: **LV2014-23 ISPCOP 2014**

Logged on: Jim Creg , University of Louisville [logout]
 Tue Oct 21, 2014 12:46:27 PM

- Summary
- Program
- Records
- Accounts
- Reports
- eCommerce
- Production
- Live Events
- Fulfillment

Click here to create or apply filter criteria

Reports List » Response Report

Printer-friendly version

| | |
|--|---------------------------|
| UofL - Shared Activity Evaluation | Likert Avg. N/A |
|--|---------------------------|

Total Completed: 9

Options: Show Extended View

This evaluation is confidential and no individual will be identified by this office (Continuing Medical Education and Professional Development). It will only be used for quality improvement.

1. Please identify a change that you will implement into practice as a result of attending this educational activity (new protocols, different medications, etc.)

| Response | Count | Graph | Percent † |
|--|-------|-------|-----------|
| Open-ended Text Responses (View Responses) | 7 | | 100% |
| Non-Responders: | 2 | | |

2. How certain are you that you will implement this change?

| Response | Count | Graph | Percent † |
|-------------------------|----------|---|-----------|
| Very certain | 3 | | 33% |
| Certain | 3 | | 33% |
| Maybe | 1 | | 11% |
| Not certain | 0 | | 0% |
| Will not implement | 0 | | 0% |
| N/A | 2 | | 22% |
| Total Responses: | 9 | Respondent Details Trend Analysis | |

3. What topics do you want to hear more about, and what issues(s) in your practice will they address?

| Response | Count | Graph | Percent † |
|--|-------|-------|-----------|
| Open-ended Text Responses (View Responses) | 6 | | 100% |
| Non-Responders: | 3 | | |



4. Were the patient recommendations based on acceptable practices in medicine?

| Response | Count | Graph | Percent † |
|-------------------------|----------|---|-----------|
| Yes | 9 | | 100% |
| No | 0 | | 0% |
| Total Responses: | 9 | Respondent Details Trend Analysis | |


5. If you answered No on the question above, please explain which recommendation(s) were not based on acceptable practices in medicine?

| Response | Count | Graph | Percent † |
|--|-------|-------|-----------|
| Open-ended Text Responses (View Responses) | 0 | | 0% |
| Non-Responders: | 9 | | |

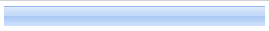
6. Do you think the presentation was without commercial bias?

| Response | Count | Graph | Percent [†] |
|-------------------------|----------|---|--------------------------------|
| Yes | 9 |  | 100% |
| No | 0 |  | 0% |
| Total Responses: | 9 | Respondent Details | Trend Analysis |

7. If you answered No on the above question, please list the topics that were biased?


| Response | Count | Graph | Percent [†] |
|--|-------|---|----------------------|
| Open-ended Text Responses (View Responses) | 1 |  | 100% |
| Non-Responders: | 8 | | |

8. Please provide any additional comments you may have about this educational activity.

| Response | Count | Graph | Percent [†] |
|--|-------|---|----------------------|
| Open-ended Text Responses (View Responses) | 3 |  | 100% |
| Non-Responders: | 6 | | |

As one of the participants of this educational activity, we want to encourage you to implement those ideas that were appropriate to your healthcare environment. We look forward to seeing you at future University of Louisville events. Thank you very much.

Legend

 **percent question responses**
Proportion of a specific response (Qa) to the sum of all responses provided for that question (Qq).
 $percent\ of\ total\ question\ responses = Qa / Qq$
(Example: X% of all responses to question Y were "A".)


[†] Percentages are calculated in three different ways. Click on the "Show Extended View" option at the top of the report to display the additional calculations. In cases where a question is required and only one response is allowed, all three percentages will be equal. The difference between the three calculations is most notable in a choose-all-that-apply question type that is optional.

Continuing Professional Education
Administrative Dashboard

Manage Your Program: **LV2014-23 ISPCOP 2014**

Logged on: Jim Cregg, University of Louisville [logout]
 Tue Oct 21, 2014 12:46:47 PM

Summary Program Records Accounts **Reports** eCommerce Production Live Events Fulfillment

 Click here to create or apply filter criteria

Reports List » Response Report » Text Responses

 Printer-friendly version

Text Responses

Please identify a change that you will implement into practice as a result of attending this educational activity (new protocols, different medications, etc.)


| | Respondent Company/Organization | Reservation Code Complete Date | Email Phone/Fax | Address | Custom 1 Custom 2 | Text Response |
|----|---|---|--|--|----------------------|--|
| 1. | Krutz, Samuel St Vincent Hospital R | 2246642-AM6gVC 2014-10-13 23:02:26.783-04 | sdkrutz@stvincent.org Phone: 7655840641 Fax: 7655840709 | 2160 fountain city pike fountain city, IN, 47341 USA | | monitor minute ventilation more closely and provide adequate fluids |
| 2. | Nossaman, Bobby Ochsner Clinic Foundation | 2249766-dPFdA 2014-10-16 07:59:07.639-04 | bnossaman@ochsner.org Phone: 504842-3755 Fax: | Department of Anesthesiology 1514 Jefferson Hwy New Orleans, LA, 70121 USA | | appropriate hydration is essential in this patient population. |
| 3. | Pandurangan, Murali Sheikh Khalifa Medical City | 2247912-aSiQr 2014-10-14 19:07:21.69-04 | murali.pandurangan@yahoo.com Phone: 971528853100 Fax: | PO Box 768041 Villa 35 Al Dhafra Compound Abu Dhabi, Outside US and Canada, 768041 ARE | | Provide more information to the patients regarding the risks and benefits. |
| 4. | Schumann, Roman Tufts Medical Center | 2248858-hiETn 2014-10-15 13:30:19.946-04 | rschumann@tuftsmedicalcenter.org Phone: 6174610529 Fax: 6176368384 | 287 Jackson St Newton, MA, 02459 USA | | Standard neuromuscular blockade reversal at the appropriate stage of spontaneous recovery. Better attention to the timing of antibiotic administration |
| 5. | Torres, David Clinica Santa Maria | 2255152-33AMrT 2014-10-21 10:07:44.513-04 | dtorresp@gmail.com Phone: 56998716570 Fax: | Av Santa Maria 0500 6 piso. Pabellon central Santiago, Outside US and Canada, 7520378 CHL | | New strategies for ventilación |
| 6. | Wadhwa, Anu University Of Louisville | 2251654-AakbPq 2014-10-17 19:45:35.358-04 | wadhwaanu@me.com Phone: 5023450273 Fax: 502 | 9209 Springbrooke circle LOUISVILLE, KY, 40241 USA | | Better muscle relaxant use, ventilation strategies and use of opioids in OSA patients |
| 7. | Ziemann-Gimmel, Patrick CAC | 2249923-pDvG7 2014-10-16 10:34:34.545-04 | pziemann@yahoo.com Phone: 9042380131 Fax: | 108 North River Drive Saint Augustine, FL, 32095 USA | | No clear changes in practice were presented, but background knowledge to common problems in the morbidly obese |

Continuing Professional Education
Administrative Dashboard

Manage Your Program: **LV2014-23 ISPCOP 2014**

Logged on: Jim Creg , University of Louisville [logout]
 Tue Oct 21, 2014 12:47:13 PM

Summary Program Records Accounts **Reports** eCommerce Production Live Events Fulfillment

 Click here to create or apply filter criteria

Reports List » Response Report » Text Responses

 Printer-friendly version

Text Responses

What topics do you want to hear more about, and what issues(s) in your practice will they address?

| | Respondent Company/Organization | Reservation Code Complete Date | Email Phone/Fax | Address | Custom 1 Custom 2 | Text Response |
|----|---|---|--|--|----------------------|--|
| 1. | Krutz, Samuel St Vincent Hospital R | 2246642-AMlgVC 2014-10-13 23:02:26.783-04 | sdkrutz@stvincent.org Phone: 7655840641 Fax: 7655840709 | 2160 fountain city pike fountain city, IN, 47341 USA | | care issues in morbid obese woman during pregnancy |
| 2. | Pandurangan, Murali Sheikh Khalifa Medical City | 2247912-aSiQr 2014-10-14 19:07:21.69-04 | murail.pandurangan@yahoo.com Phone: 971528853100 Fax: | PO Box 768041 Villa 35 Al Dhafra Compound Abu Dhabi, Outside US and Canada, 768041 ARE | | OSA |
| 3. | Schumann, Roman Tufts Medical Center | 2248858-hiETn 2014-10-15 13:30:19.946-04 | rschumann@tuftsmedicalcenter.org Phone: 6174610529 Fax: 6176368384 | 287 Jackson St Newton, MA, 02459 USA | | Physiologic differences between the obese and those at risk for perioperative complications. |
| 4. | Torres, David Clinica Santa Maria | 2255152-33AMrT 2014-10-21 10:07:44.513-04 | dtorresp@gmail.com Phone: 56998716570 Fax: | Av Santa Maria 0500 6 piso. Pabellon central Santiago, Outside US and Canada, 7520378 CHL | | Pain management |
| 5. | Wadhwa, Anu University Of Louisville | 2251654-AakbPq 2014-10-17 19:45:35.358-04 | wadhwaanu@me.com Phone: 5023450273 Fax: 502 | 9209 Springbrooke circle LOUISVILLE, KY, 40241 USA | | Sleep apnea, opioid use |
| 6. | Ziemann-Gimmel, Patrick CAC | 2249923-pDvG7 2014-10-16 10:34:34.545-04 | pziemann@yahoo.com Phone: 9042380131 Fax: | 108 North River Drive Saint Augustine, FL, 32095 USA | | New available postoperative respiratory monitors |

Continuing Professional Education
Administrative Dashboard

Manage Your Program: > **LV2014-23 ISPCOP 2014** ▼

Logged on: Jim Creg , University of Louisville [logout]
 Tue Oct 21, 2014 12:47:43 PM

- Summary**
- Program**
- Records**
- Accounts**
- Reports**
- eCommerce**
- Production**
- Live Events**
- Fulfillment**

🔍 Click here to create or apply filter criteria

Reports List » Response Report » Text Responses

🖨️ Printer-friendly version

Text Responses

If you answered No on the above question, please list the topics that were biased?


| | Respondent Company/Organization | Reservation Code Complete Date | Email Phone/Fax | Address | Custom 1 Custom 2 | Text Response |
|----|--|--|---|--|------------------------------|----------------------------------|
| 1. | Ziemann-Gimmel, Patrick CAC | 2249923-pDvG7 2014-10-16 10:34:34.545-04 | pziemann@yahoo.com Phone: 9042380131 Fax: | 108 North River Drive Saint Augustine, FL, 32095 USA | | and Col was addressed adequately |

Continuing Professional Education
Administrative Dashboard

Manage Your Program: **LV2014-23 ISPCOP 2014**

Logged on: Jim Creg , University of Louisville [logout]
 Tue Oct 21, 2014 12:48:04 PM

Summary Program Records Accounts **Reports** eCommerce Production Live Events Fulfillment

 Click here to create or apply filter criteria

Reports List » Response Report » Text Responses

 Printer-friendly version

Text Responses

Please provide any additional comments you may have about this educational activity.

| | Respondent Company/Organization | Reservation Code Complete Date | Email Phone/Fax | Address | Custom 1 Custom 2 | Text Response |
|----|---|---|--|--|----------------------|---|
| 1. | Krutz, Samuel St Vincent Hospital R | 2246642-AMlgVC 2014-10-13 23:02:26.783-04 | sdkrutz@stvincent.org Phone: 7655840641 Fax: 7655840709 | 2160 fountain city pike fountain city, IN, 47341 USA | | Handouts would be helpful |
| 2. | Schumann, Roman Tufts Medical Center | 2248858-hiETn 2014-10-15 13:30:19.946-04 | rschumann@tuftsmedicalcenter.org Phone: 6174610529 Fax: 6176368384 | 287 Jackson St Newton, MA, 02459 USA | | Excellent meeting. The timing along the ASA is difficult and it usually follows an already very long day. |
| 3. | Ziemann-Gimmel, Patrick CAC | 2249923-pDvG7 2014-10-16 10:34:34.545-04 | pziemann@yahoo.com Phone: 9042380131 Fax: | 108 North River Drive Saint Augustine, FL, 32095 USA | | Congratulations - high profile attendance |