



Flap Course 2015 4/25-26/2015

This activity was created to address the professional practice gaps listed below:

- Using the appropriate tissue transfer/flap in the surgical treatment of injuries to the upper limbs.
- Applying the proper use of free tissue transfers/flaps.
- Applying proper techniques and strategies to identify the different types of flaps and when they should be used due to a lack of specialty education.
- Recognizing upper extremity needs in their patients without specially training in hand and microsurgery.

1. Please respond regarding how much you agree or disagree that the gaps listed above were addressed.

	Disagree		Agree	
Participating in this educational activity changed your KNOWLEDGE in the professional practice gaps listed above. [7-3.14]	(0)	(1) 14.29%	(4) 57.14%	(2) 28.57%
Participating in this educational activity changed your COMPETENCE in the professional practice gaps listed above. [7-3.14]	(0)	(1) 14.29%	(4) 57.14%	(2) 28.57%
Do you feel participating in this educational activity will change your PERFORMANCE in the professional practice gaps listed above? [7-3.29]	(0)	(1) 14.29%	(3) 42.86%	(3) 42.86%

2. Please elaborate on your previous answers. (2)

I always am eager to learn new ideas and hear what my peers are doing with flaps reinforces prior knowledge

3. Please evaluate the effectiveness of the following speakers in improving your knowledge, competence and/or performance.

	Poor		Excellent	
Tuna Ozyurekoglu, MD [7-3.57]	(0)	(0)	(3) 42.86%	(4) 57.14%
Michelle Palazzo, MD [7-3.57]	(0)	(0)	(3) 42.86%	(4) 57.14%
Rodrigo Moreno, MD [7-3.57]	(0)	(0)	(3) 42.86%	(4) 57.14%
Joseph E. Kutz, MD [4-3.75]	(0)	(0)	(1) 25.00%	(3) 75.00%

Jason Cacioppo, MD [7-3.43]	(0)	(0)	(4) 57.14%	(3) 42.86%
Elkin Galvis, MD [7-3.57]	(0)	(0)	(3) 42.86%	(4) 57.14%
Huey Tien, MD [7-3.57]	(0)	(0)	(3) 42.86%	(4) 57.14%
Scott Farner, MD [7-3.57]	(0)	(0)	(3) 42.86%	(4) 57.14%
Tsu Min Tsai, MD [7-3.57]	(0)	(0)	(3) 42.86%	(4) 57.14%
Luis Schecker, MD [7-3.57]	(0)	(0)	(3) 42.86%	(4) 57.14%

4. Please elaborate on your previous answers. (4)

Dr. Kutz did not present due to ill health

Dr. Kutz was ill and not able to participate
excellent speakers on staff

Mistake on Dr. Kutz, he was not present

5. Please identify a change that you will implement into practice as a result of attending this educational activity (new protocols, different medications, etc.) (5)

If occasion presents, may try protocols learned.

I am doing fewer and fewer flaps but I am open to trying new protocols if I am presented with the opportunity

not applicable

new pearls learned

None

6. How certain are you that you will implement this change?

(4)

Maybe ⁽¹⁻
25.00%)

Certain ⁽²⁻
50.00%)

N/A ⁽¹⁻
25.00%)

7. What topics do you want to hear more about, and what issues(s) in your practice will they address? (5)

Feel the course covered the issues faced in our practice very well

Flap salvage procedures

new types of tissue transfer

flap survival

continue to update each year.

8. Were the patient recommendations based on acceptable practices in medicine?

(6)

Yes (6-
100.00%)

10. Do you think the presentation was without commercial bias?

(7)

Yes (7-
100.00%)

12. Please provide any additional comments you may have about this educational activity. (3)

This educational activity is one of the most valuable for the fellows and staff of Christine Kleinert Institute.

This is a good learning opportunity for our fellows to learn about many different protocols in one period of time.

Excellent course

As one of the participants of this educational activity, we want to encourage you to implement those ideas that were appropriate to your healthcare environment.

This evaluation is confidential and no individual will be identified by this office (Continuing Medical Education and Professional Development). It will only be used for quality improvement.

We look forward to seeing you at future University of Louisville events. Thank you very much.

Manage Your Program: > **LV2013-12 2013 Flap Course**

 Logged on: **Jim Creg**, University of Louisville [logout]
 Thu Jan 22, 2015 11:02:29 AM

Reports List » Response Report

UofL - 6790 - Objectives Evaluation

 Likert Avg.
4.56

Total Completed: 6

Options: Show Extended View

This activity was created to address the professional practice gaps listed below:

- Using the appropriate tissue transfer/flap in the surgical treatment of injuries to the upper limbs.
- Proficiently applying the proper use of free tissue transfers/flaps.
- Applying proper techniques and strategies to identify the different types of flaps and when they should be used due to a lack of specialty education.
- Recognizing upper extremity needs in their patients without specially training in hand and microsurgery.

1. Please respond regarding how much you agree or disagree that the gaps listed above were met.

 Participating in this educational activity changed your KNOWLEDGE in the professional practice gaps listed above
 (1=Disagree,5=Agree)

Sample	Mean	Graph	Std. Dev.
All Respondents	4.500		± 0.548
Response	Count	Graph	Percent †
1=Disagree	0		0%
2	0		0%
3	0		0%
4	3		50%
5=Agree	3		50%
Total Responses:	6	Respondent Details Trend Analysis	

 Participating in this educational activity changed your COMPETENCE in the professional practice gaps listed above
 (1=Disagree,5=Agree)

Sample	Mean	Graph	Std. Dev.
All Respondents	4.500		± 0.548
Response	Count	Graph	Percent †
1=Disagree	0		0%
2	0		0%

3	0		0%
4	3		50%
5=Agree	3		50%
Total Responses:	6	Respondent Details	Trend Analysis

Do you feel participating in this educational activity will change your PERFORMANCE in the professional practice gaps listed above
(1=Disagree,5=Agree)

Sample	Mean	Graph	Std. Dev.
All Respondents	4.667		± 0.516
Response	Count	Graph	Percent †
1=Disagree	0		0%
2	0		0%
3	0		0%
4	2		33%
5=Agree	4		67%
Total Responses:	6	Respondent Details	Trend Analysis

2. Please elaborate on your previous answers.

Response	Count	Graph	Percent †
Open-ended Text Responses (View Responses)	1		100%
<i>Non-Responders:</i>	5		

Legend

percent question responses
Proportion of a specific response (Qa) to the sum of all responses provided for that question (Qt).
percent of total question responses = Qa / Qt
(Example: X% of all responses to question Y were "A".)

† Percentages are calculated in three different ways. Click on the "Show Extended View" option at the top of the report to display the additional calculations. In cases where a question is required and only one response is allowed, all three percentages will be equal. The difference between the three calculations is most notable in a choose-all-that-apply question type that is optional.

Manage Your Program:  **LV2013-12 2013 Flap Course** 

Logged on: **Jim Creg**, University of Louisville [logout]
 Thu Jan 22, 2015 11:03:11 AM

Reports List » Response Report » Text Responses
Text Responses

Total: 1

Please elaborate on your previous answers.

	Respondent Company/Organization	Reservation Code Complete Date	Email Phone/Fax	Address	Custom 1 Custom 2	Text Response
1.	Cacioppo, Jason <i>Plastic Surgery</i>	1279223-2PyX6d 2014-05-12 13:41:36.563-04	jcaciopp@yahoo.com Phone: 317340- 3312 Fax:	11308 Abbitt Tr Zionsville, IN, 46077 USA		Great introduction to some flaps and refereshes for others

Total: 1

Manage Your Program: ▶ **LV2013-12 2013 Flap Course** ▼

Logged on: **Jim Creg**, University of Louisville [logout]
 Thu Jan 22, 2015 11:03:36 AM

Reports List » Response Report

UofL - 6790 - Speaker Evaluation	Likert Avg. 4.69
-----------------------------------------	----------------------------

Total Completed: 6

Options: Show Extended View

1. Please evaluate the effectiveness of the following speakers in improving your knowledge, competence and/or performance.

Tuna Ozyurekogl, MD
 (1=Poor,5=Excellent)

Sample	Mean	Graph	Std. Dev.
All Respondents	4.600		± 0.894
Response	Count	Graph	Percent †
1=Poor	0		0%
2	0		0%
3	1		20%
4	0		0%
5=Excellent	4		80%
Total Responses:	5	Respondent Details Trend Analysis	
<i>Non-Responders:</i>	<i>1</i>		

Michelle Palazzo, MD
 (1=Poor,5=Excellent)

Sample	Mean	Graph	Std. Dev.
All Respondents	4.800		± 0.447
Response	Count	Graph	Percent †
1=Poor	0		0%
2	0		0%
3	0		0%
4	1		20%
5=Excellent	4		80%
Total Responses:	5	Respondent Details Trend Analysis	
<i>Non-Responders:</i>	<i>1</i>		

Rodrigo Moreno, MD
(1=Poor,5=Excellent)

Sample	Mean	Graph	Std. Dev.
All Respondents	5.000		± 0.000
Response	Count	Graph	Percent †
1=Poor	0		0%
2	0		0%
3	0		0%
4	0		0%
5=Excellent	5		100%
Total Responses:	5	Respondent Details Trend Analysis	
<i>Non-Responders:</i>	1		

Joseph E. Kutz, MD
(1=Poor,5=Excellent)

Sample	Mean	Graph	Std. Dev.
All Respondents	4.333		± 1.211
Response	Count	Graph	Percent †
1=Poor	0		0%
2	1		17%
3	0		0%
4	1		17%
5=Excellent	4		67%
Total Responses:	6	Respondent Details Trend Analysis	

Jason Cacioppo, MD
(1=Poor,5=Excellent)

Sample	Mean	Graph	Std. Dev.
All Respondents	4.833		± 0.408
Response	Count	Graph	Percent †
1=Poor	0		0%
2	0		0%
3	0		0%
4	1		17%
5=Excellent	5		83%
Total Responses:	6	Respondent Details Trend Analysis	

Elkin Galvis, MD
(1=Poor,5=Excellent)

Sample	Mean	Graph	Std. Dev.
All Respondents	4.667		± 0.816
Response	Count	Graph	Percent †
1=Poor	0		0%
2	0		0%
3	1		17%
4	0		0%
5=Excellent	5		83%
Total Responses:	6	Respondent Details Trend Analysis	

Huey Tien, MD
(1=Poor,5=Excellent)

Sample	Mean	Graph	Std. Dev.
All Respondents	5.000		± 0.000
Response	Count	Graph	Percent †
1=Poor	0		0%
2	0		0%
3	0		0%
4	0		0%
5=Excellent	5		100%
Total Responses:	5	Respondent Details Trend Analysis	
<i>Non-Responders:</i>	<i>1</i>		

Tsu Min Tsai, MD
(1=Poor,5=Excellent)

Sample	Mean	Graph	Std. Dev.
All Respondents	4.833		± 0.408
Response	Count	Graph	Percent †
1=Poor	0		0%
2	0		0%
3	0		0%
4	1		17%
5=Excellent	5		83%
Total Responses:	6	Respondent Details Trend Analysis	

Luis Scheker, MD
(1=Poor,5=Excellent)

Sample	Mean	Graph	Std. Dev.
All Respondents	4.200		± 1.789
Response	Count	Graph	Percent †
1=Poor	1		20%
2	0		0%
3	0		0%
4	0		0%
5=Excellent	4		80%
Total Responses:	5	Respondent Details Trend Analysis	
<i>Non-Responders:</i>	<i>1</i>		

2. Please elaborate on your previous answers.

Response	Count	Graph	Percent †
Open-ended Text Responses (View Responses)	1		100%
<i>Non-Responders:</i>	<i>5</i>		

Legend

percent question responses
Proportion of a specific response (Qa) to the sum of all responses provided for that question (Qt).
percent of total question responses = Qa / Qt
(Example: X% of all responses to question Y were "A".)

† Percentages are calculated in three different ways. Click on the "Show Extended View" option at the top of the report to display the additional calculations. In cases where a question is required and only one response is allowed, all three percentages will be equal. The difference between the three calculations is most notable in a choose-all-that-apply question type that is optional.

Manage Your Program:  **LV2013-12 2013 Flap Course** 

Logged on: **Jim Creg**, University of Louisville [logout]
 Thu Jan 22, 2015 11:04:20 AM

Reports List » Response Report » Text Responses
Text Responses

Total: 1

Please elaborate on your previous answers.

	Respondent Company/Organization	Reservation Code Complete Date	Email Phone/Fax	Address	Custom 1 Custom 2	Text Response
1.	Cacioppo, Jason <i>Plastic Surgery</i>	1279223-2PyX6d 2014-05-12 13:41:36.563-04	jcaciopp@yahoo.com Phone: 317340- 3312 Fax:	11308 Abbitt Tr Zionsville, IN, 46077 USA		outstanding

Total: 1

Manage Your Program: > **LV2013-12 2013 Flap Course**

 Logged on: **Jim Creg**, University of Louisville [logout]
 Thu Jan 22, 2015 11:05:41 AM

Reports List » Response Report


UofL - Shared Activity Evaluation	Likert Avg. N/A
------------------------------------------	---------------------------

Total Completed: 6





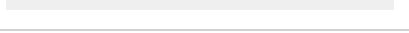

Options: Show Extended View

This evaluation is confidential and no individual will be identified by this office (Continuing Medical Education and Professional Development). It will only be used for quality improvement.

1. Please identify a change that you will implement into practice as a result of attending this educational activity (new protocols, different medications, etc.)


Response	Count	Graph	Percent †
Open-ended Text Responses (View Responses)	4		100%
<i>Non-Responders:</i>	2		

2. How certain are you that you will implement this change?



Response	Count	Graph	Percent †
Very certain	2		33%
Certain	1		17%
Maybe	0		0%
Not certain	0		0%
Will not implement	0		0%
N/A	3		50%
Total Responses:	6		

[Respondent Details](#) [Trend Analysis](#)

3. What topics do you want to hear more about, and what issues(s) in your practice will they address?

Response	Count	Graph	Percent †
Open-ended Text Responses (View Responses)	2		100%
<i>Non-Responders:</i>	4		

4. Were the patient recommendations based on acceptable practices in medicine?

Response	Count	Graph	Percent †
Yes	6		100%
No	0		0%
Total Responses:	6		

[Respondent Details](#) [Trend Analysis](#)

5. If you answered No on the question above, please explain which recommendation(s) were not based on acceptable practices in medicine?

Response	Count	Graph	Percent †
Open-ended Text Responses (View Responses)	0		0%
Non-Responders:	6		

6. Do you think the presentation was without commercial bias?

Response	Count	Graph	Percent †
Yes	5		83%
No	1		17%
Total Responses:	6	Respondent Details Trend Analysis	

7. If you answered No on the above question, please list the topics that were biased?


Response	Count	Graph	Percent †
Open-ended Text Responses (View Responses)	0		0%
Non-Responders:	6		

8. Please provide any additional comments you may have about this educational activity.

Response	Count	Graph	Percent †
Open-ended Text Responses (View Responses)	1		100%
Non-Responders:	5		

As one of the participants of this educational activity, we want to encourage you to implement those ideas that were appropriate to your healthcare environment. We look forward to seeing you at future University of Louisville events. Thank you very much.

Legend

 **percent question responses**
 Proportion of a specific response (Qa) to the sum of all responses provided for that question (Qt).
 $percent\ of\ total\ question\ responses = Qa / Qt$
 (Example: X% of all responses to question Y were "A".)

† Percentages are calculated in three different ways. Click on the "Show Extended View" option at the top of the report to display the additional calculations. In cases where a question is required and only one response is allowed, all three percentages will be equal. The difference between the three calculations is most notable in a choose-all-that-apply question type that is optional.

Manage Your Program:  **LV2013-12 2013 Flap Course** 

Logged on: **Jim Creg** , University of Louisville [logout]
 Thu Jan 22, 2015 11:06:02 AM

 Reports List » Response Report » Text Responses
Text Responses

Total: 4

Please identify a change that you will implement into practice as a result of attending this educational activity (new protocols, different medications, etc.)

	Respondent Company/Organization	Reservation Code Complete Date	Email Phone/Fax	Address	Custom 1 Custom 2	Text Response
1.	Cacioppo, Jason <i>Plastic Surgery</i>	1279223-2PyX6d 2014-05-12 13:41:36.563-04	jcaciopp@yahoo.com Phone: 317340-3312 Fax:	11308 Abbitt Tr Zionsville, IN, 46077 USA		new protocol for ALT flap
2.	Galvis, Elkin <i>Kleinert Kutz</i>	1217406-xEgKi 2013-12-17 22:55:23.823-05	egalvis@kleinertkutz.com Phone: 5614238 Fax:	225 Abraham Flemer Way suite 700 Louisville, KY, 40202 USA		use of free tissue transfer
3.	Kutz, Joseph <i>Kleinert Kutz Hand Care Center</i>	1218385-AFQBDz 2013-12-19 17:53:59.849-05	jkutz@kleinertkutz.com Phone: 502561-4263 Fax: 502561-4288	225 Abraham Flexner Way #700 Louisville, KY, 40202 USA		N/A
4.	Palazzo, Michelle <i>Kleinert Kutz Hand Care Center</i>	1218361-2QPd88 2013-12-19 17:16:13.594-05	mpalazzo@kleinertkutz.com Phone: 502561-4263 Fax: 502561-4288	225 Abraham Flexner Way Suite 700 Louisville, KY, 40202 USA		N/A

Total: 4

Manage Your Program:  **LV2013-12 2013 Flap Course** 

Logged on: **Jim Creg** , University of Louisville [logout]
 Thu Jan 22, 2015 11:06:32 AM

Reports List » Response Report » Text Responses
Text Responses

Total: 2

What topics do you want to hear more about, and what issues(s) in your practice will they address?

	Respondent Company/Organization	Reservation Code Complete Date	Email Phone/Fax	Address	Custom 1 Custom 2	Text Response
1.	Cacioppo, Jason <i>Plastic Surgery</i>	1279223-2PyX6d 2014-05-12 13:41:36.563-04	jcaciopp@yahoo.com Phone: 317340-3312 Fax:	11308 Abbitt Tr Zionsville, IN, 46077 USA		More perforator flaps
2.	Palazzo, Michelle <i>Kleinert Kutz Hand Care Center</i>	1218361-2QPd88 2013-12-19 17:16:13.594-05	mpalazzo@kleinertkutz.com Phone: 502561-4263 Fax: 502561-4288	225 Abraham Flexner Way Suite 700 Louisville, KY, 40202 USA		N/A

Total: 2

Manage Your Program:  **LV2013-12 2013 Flap Course** 

Logged on: **Jim Creg** , University of Louisville [logout]
 Thu Jan 22, 2015 11:07:02 AM

Reports List » Response Report » Text Responses
Text Responses

Total: 1

Please provide any additional comments you may have about this educational activity.

	Respondent Company/Organization	Reservation Code Complete Date	Email Phone/Fax	Address	Custom 1 Custom 2	Text Response
1.	Cacioppo, Jason <i>Plastic Surgery</i>	1279223-2PyX6d 2014-05-12 13:41:36.563-04	jcaciopp@yahoo.com Phone: 317340- 3312 Fax:	11308 Abbitt Tr Zionsville, IN, 46077 USA		Always a top-notch course

Total: 1