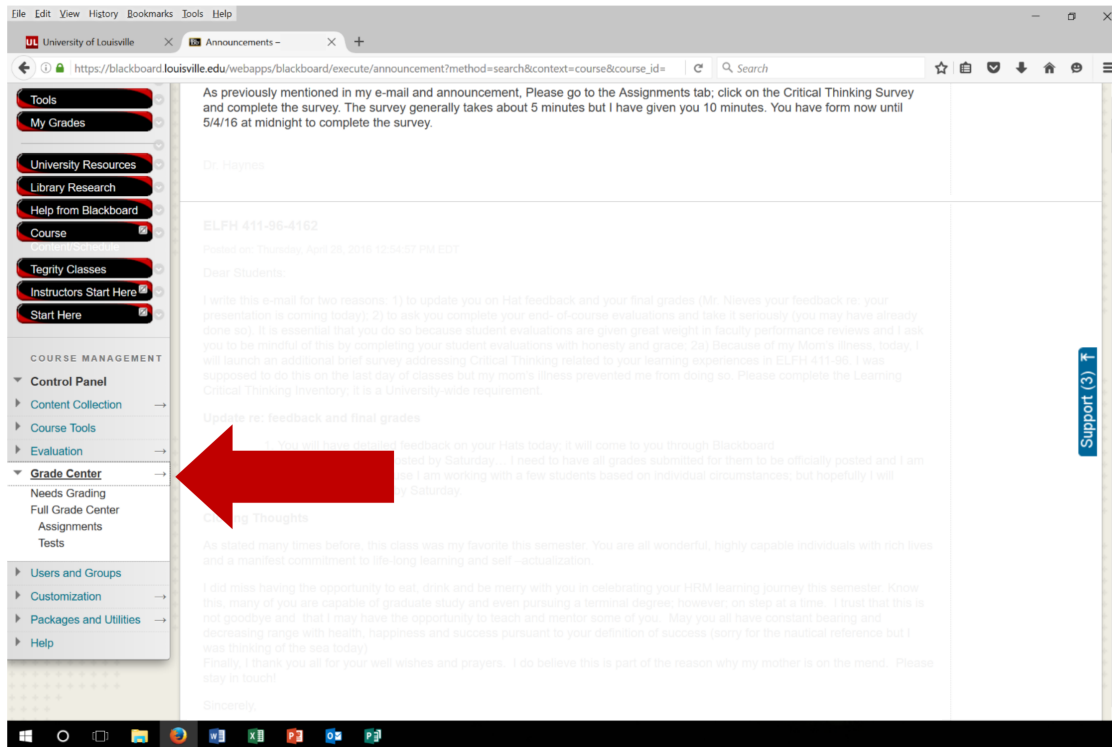


Accessing your **Critical Thinking Inventories (CTIs)** data from your **Blackboard Course Shell**

After the administration of the Learning Critical Thinking Inventories within Blackboard, please locate **“Grade Center”** tab on the left-hand navigation menu under the **“Control Panel.”**

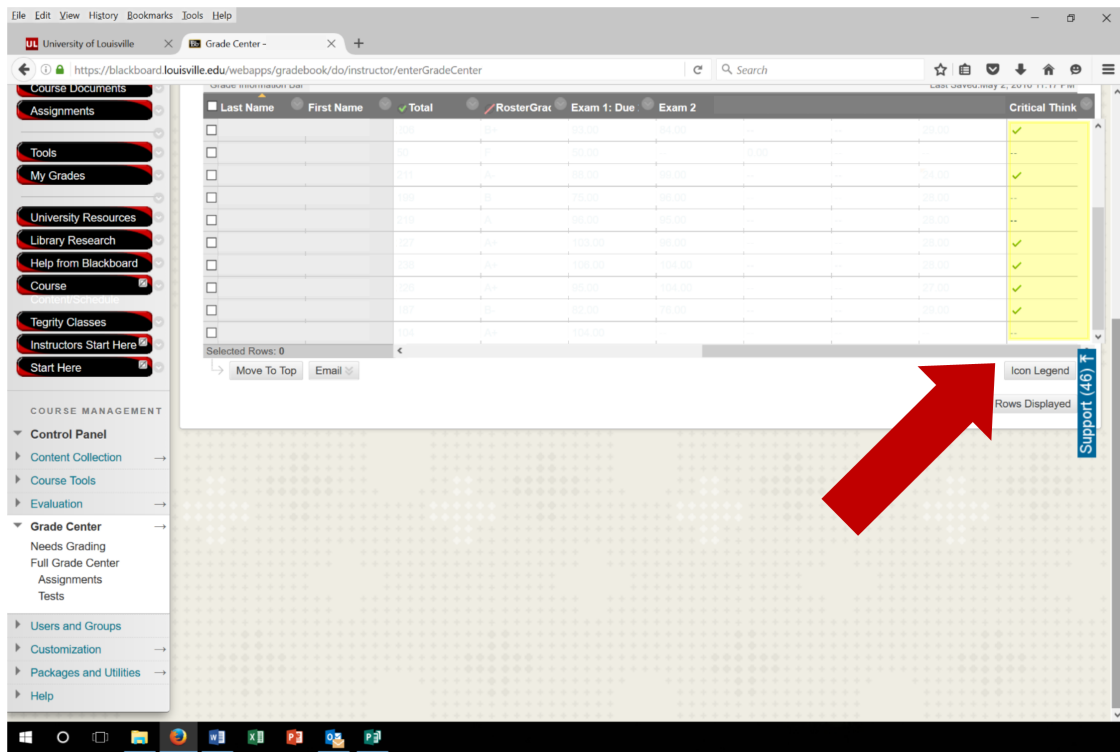


Expand the **“Grade Center”** tab and click on **“Full Grade Center.”** This will allow you access your complete grade center, listing out each student enrolled in the course and their performance in key metrics for the course.

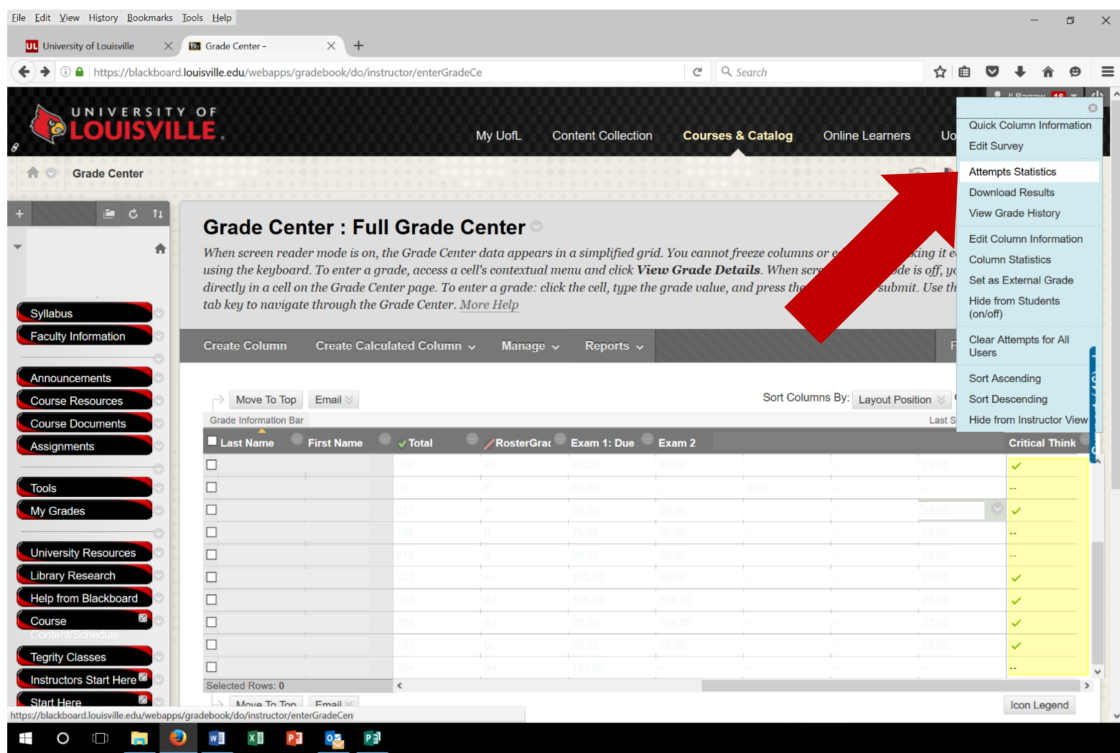
The screenshot shows the Blackboard Full Grade Center interface. The left navigation menu is expanded, and the 'Full Grade Center' tab is highlighted with a red arrow. The main content area displays a table of student performance data. The table has columns for Last Name, First Name, Student ID, Last Access, Availability, Weighted Tot., Total, RosterGrat, Exam 1: Due, and Exam 2: Due. The table lists 10 students with their respective scores and due dates. A red arrow points to the 'Full Grade Center' tab in the left navigation menu.

| Last Name | First Name | Student ID | Last Access | Availability | Weighted Tot. | Total | RosterGrat | Exam 1: Due | Exam 2: Due |
|-----------|------------|------------|----------------|--------------|---------------|-------|------------|-------------|-------------|
| 120100 | | 120100 | May 2, 2016 | Available | 100 | 100 | A- | 93.00 | 84.00 |
| 120101 | | 120101 | April 17, 2016 | Available | 50 | 50 | F | 50.00 | -- |
| 120102 | | 120102 | July 27, 2016 | Available | 100 | 100 | A- | 88.00 | 99.00 |
| 120103 | | 120103 | May 2, 2016 | Available | 100 | 100 | B | 75.00 | 96.00 |
| 120104 | | 120104 | May 10, 2016 | Available | 100 | 100 | A- | 96.00 | 95.00 |
| 120105 | | 120105 | May 2, 2016 | Available | 100 | 100 | A- | 103.00 | 96.00 |
| 120106 | | 120106 | May 2, 2016 | Available | 100 | 100 | A- | 108.00 | 104.00 |
| 120107 | | 120107 | May 2, 2016 | Available | 100 | 100 | A- | 95.00 | 104.00 |
| 120108 | | 120108 | July 7, 2016 | Available | 100 | 100 | B | 82.00 | 76.00 |
| 120109 | | 120109 | April 13, 2016 | Available | 100 | 100 | A- | 104.00 | -- |

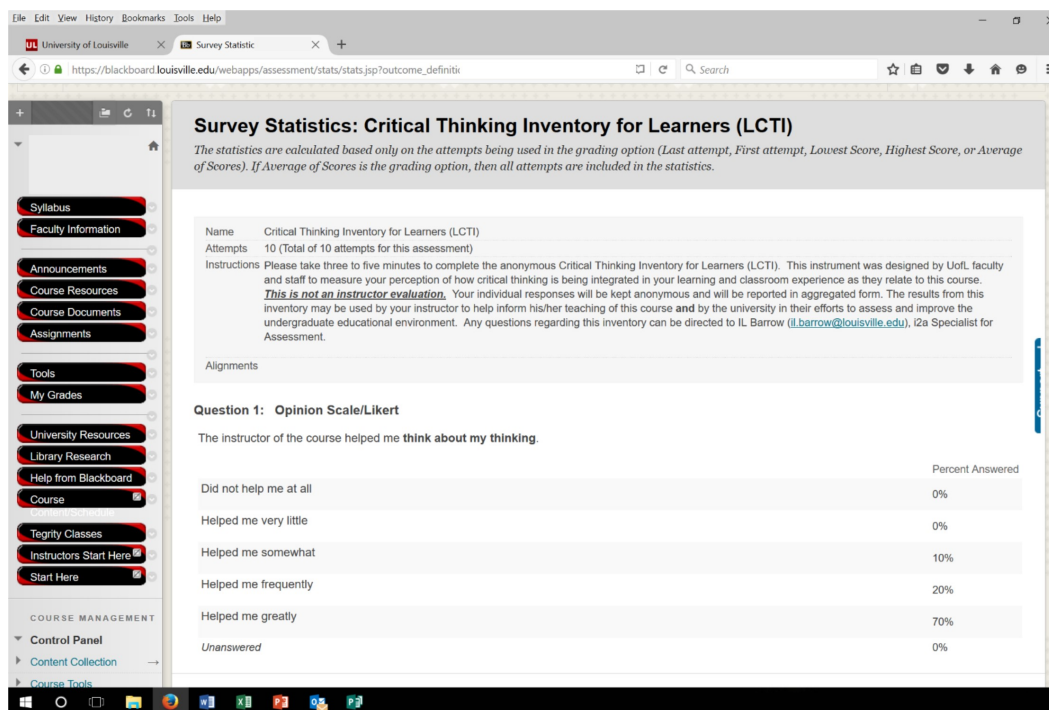
Navigate towards the bottom scroll bar beneath the grading table and locate the Critical Thinking Inventory column (highlighted in yellow below) by scrolling to your right. This column will show you which students completed the inventory using a **green check mark**. Actual student responses will remain anonymous, while student participation will be visible.



Left click on the down arrow icon located immediately to the left of the column titled “**Critical Thinking**.” You will be given a menu with multiple options. Please select “**Attempt Statistics**” to access the **Attempt Statistics** page.



The **Attempt Statistics** page offers a frequency distribution of student responses for each item on the Critical Thinking Inventory for Learners. Faculty can use these data to assess differences in their and student perceptions on facilitating critical thinking within the learning environment.



You will be given the opportunity to submit their data to the Quality Enhancement Plan team to have those data converted to a CTI feedback report. IL Barrow, QEP Specialist for Assessment, at the Delphi Center for Teaching and Learning is available upon request to assist you in organizing and using your data for continuous improvement.

IL Barrow can be contact at il.barrow@louisville.edu or 502-852-5105.