


Register for the Member Website



- 1 • Go to **HealthAdvocate.com/UofL**

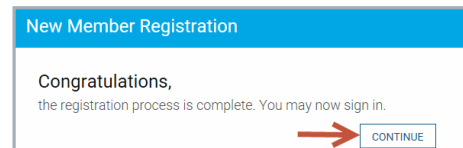
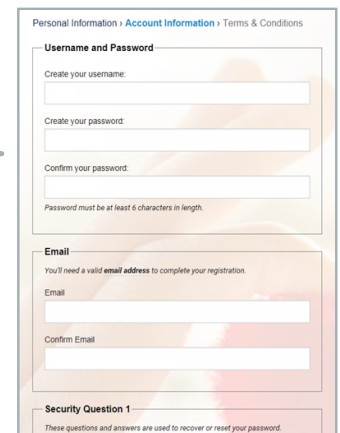
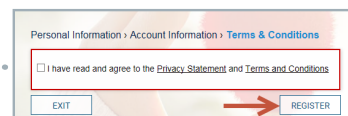
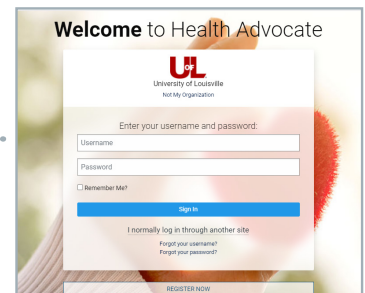
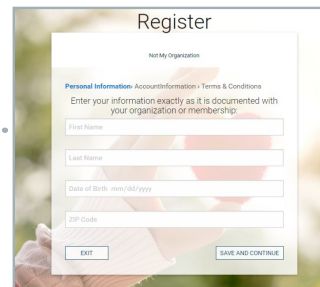
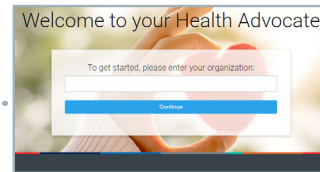
- 2 • Click **Register Now**

- 3 • Enter your personal information
- Click **Save and Continue**

- 4 • Create a unique username and password
- Provide an active email address
- Select security questions
- Click **Save and Continue**

- 5 • Read Privacy Statement and Terms and Conditions
- Place a check mark in the box indicating the terms have been accepted
- Click **Register**

- 6 • You will receive a message congratulating you and advising you to sign in by clicking on **Continue**
- Verify your account through your email before logging in for the first time




866.799.2731

Email: answers@HealthAdvocate.com



Web: HealthAdvocate.com/UofL

HealthAdvocateSM



Two-Factor Authentication

- 7 • Log on using your username and password

- 8 • After logging on, you'll be asked to secure your account
• Click **Request Code**

This important feature provides improved security and you will no longer be required to change your password every 90 days.

- 9 • Enter the verification code that is sent to you via email and click **Submit**
• You'll then be directed to the website

- 10 You will be asked to enable two-factor authentication each time you log on from a new device.

Once it is enabled on a device, you will not be asked to do so again on that device. You can manage your settings from the **Preferences** menu.



866.799.2731

Email: answers@HealthAdvocate.com



Web: HealthAdvocate.com/UofL

HealthAdvocateSM