



Provost Report
Faculty Senate
November 6, 2024

Agenda

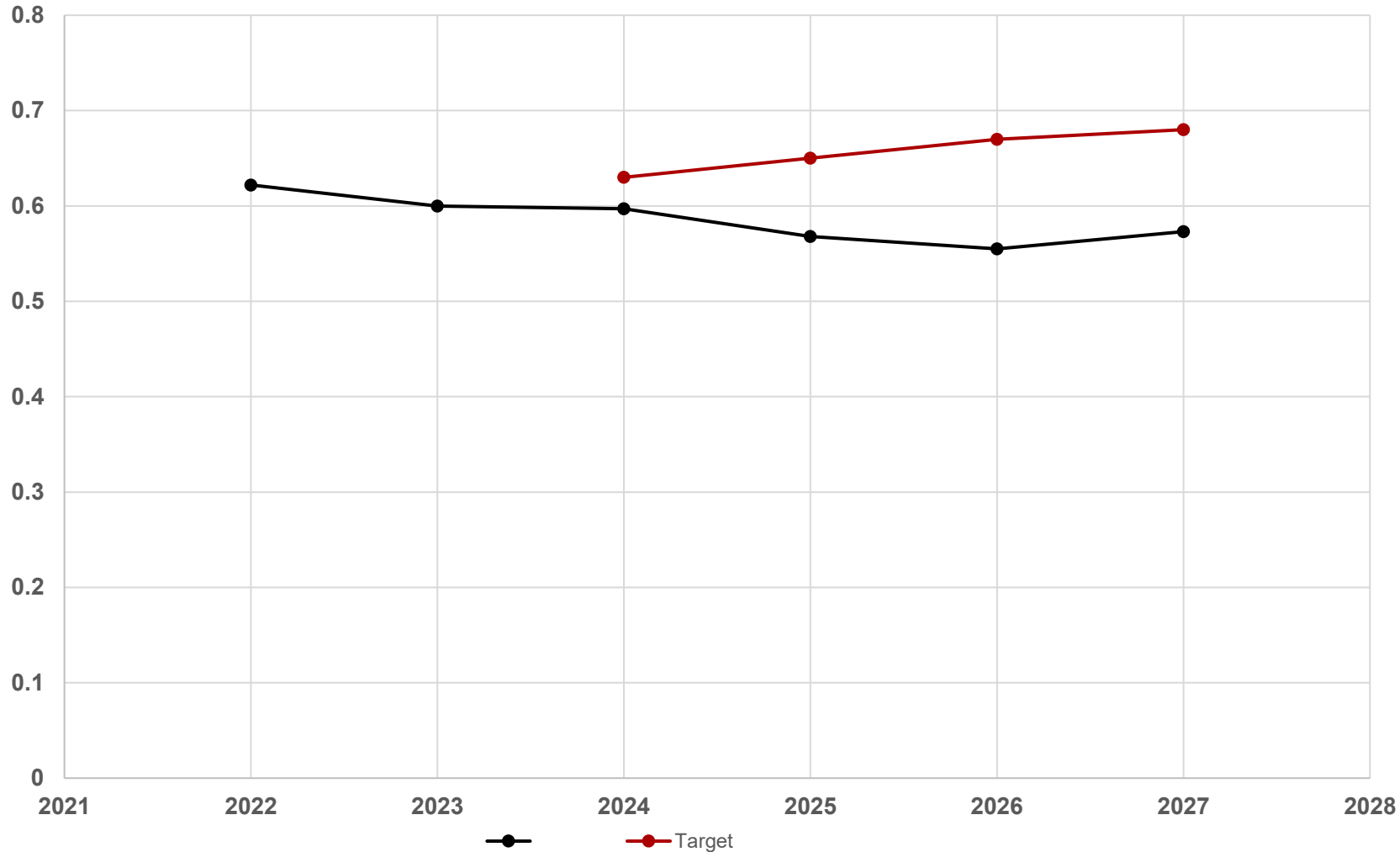
- **Enrollment & Retention**
- **Faculty Compensation Review Committee Charge**
- **Library Subscription Update**

Year Over Year Comparison

	FALL 2023	FALL 2024*
Total Enrollment	23,225	24,073
First Time College Students (Incoming Full-Time GRS)	2,917	2,969
Total Freshman Class (Incoming Full- & Part-Time)	3,117	3,125
Fall to Fall Retention (Year 1 to Year 2)	80.5%	81.5%
6-year Graduation Rate	60.6% (Incoming 2017 GRS Cohort)	61.1% (Incoming 2018 GRS Cohort)

**Pending reconciliation with CPE.*

6 Year Graduation Rates



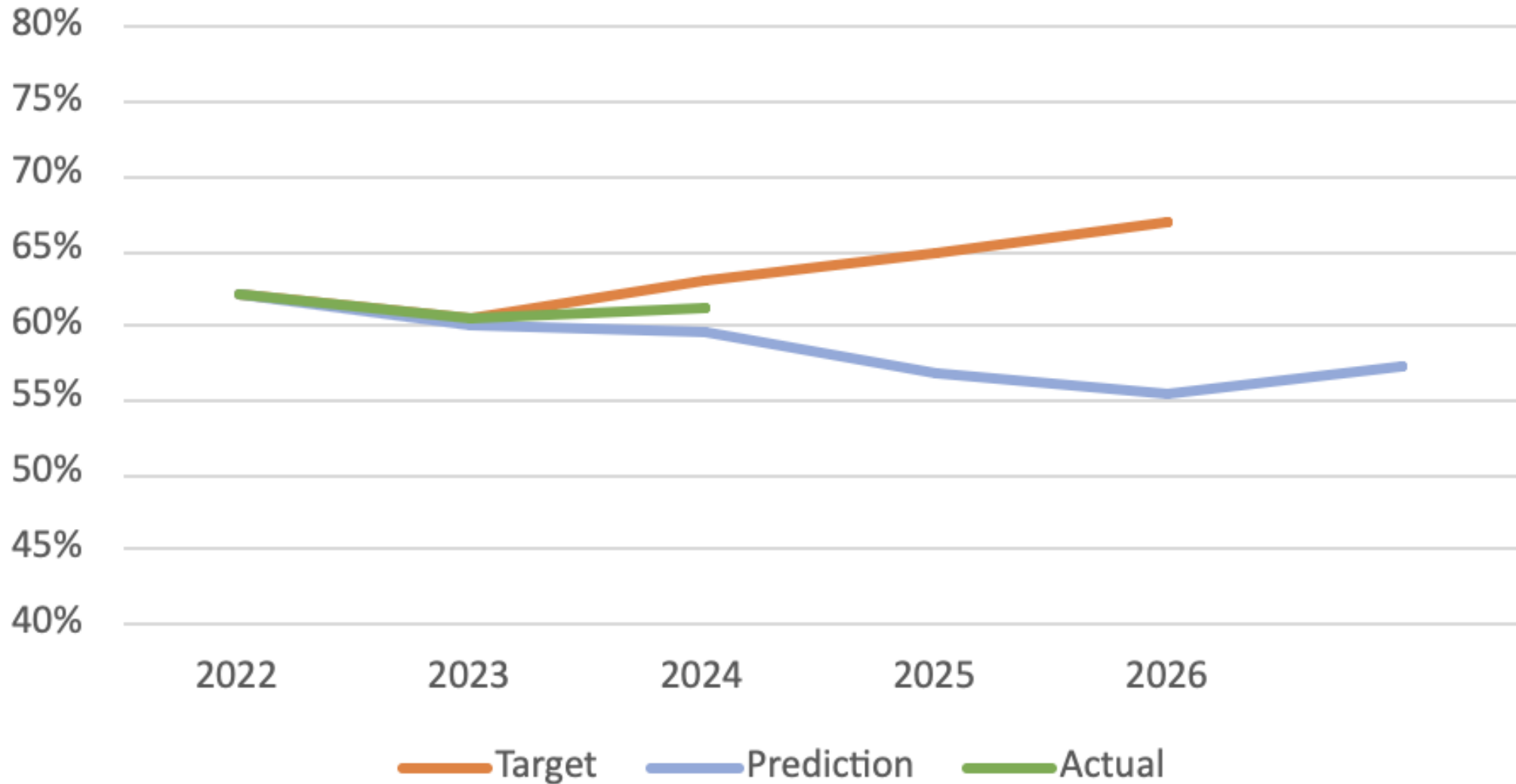
YEAR	Prediction	Target
2022	62.20%	x
2023	60.00%	x
2024	59.70%	63%
2025	56.80%	65%
2026	55.50%	67%
2027	57.30%	68%

Current Progress and Predictions of 6-Yr Graduation Rate

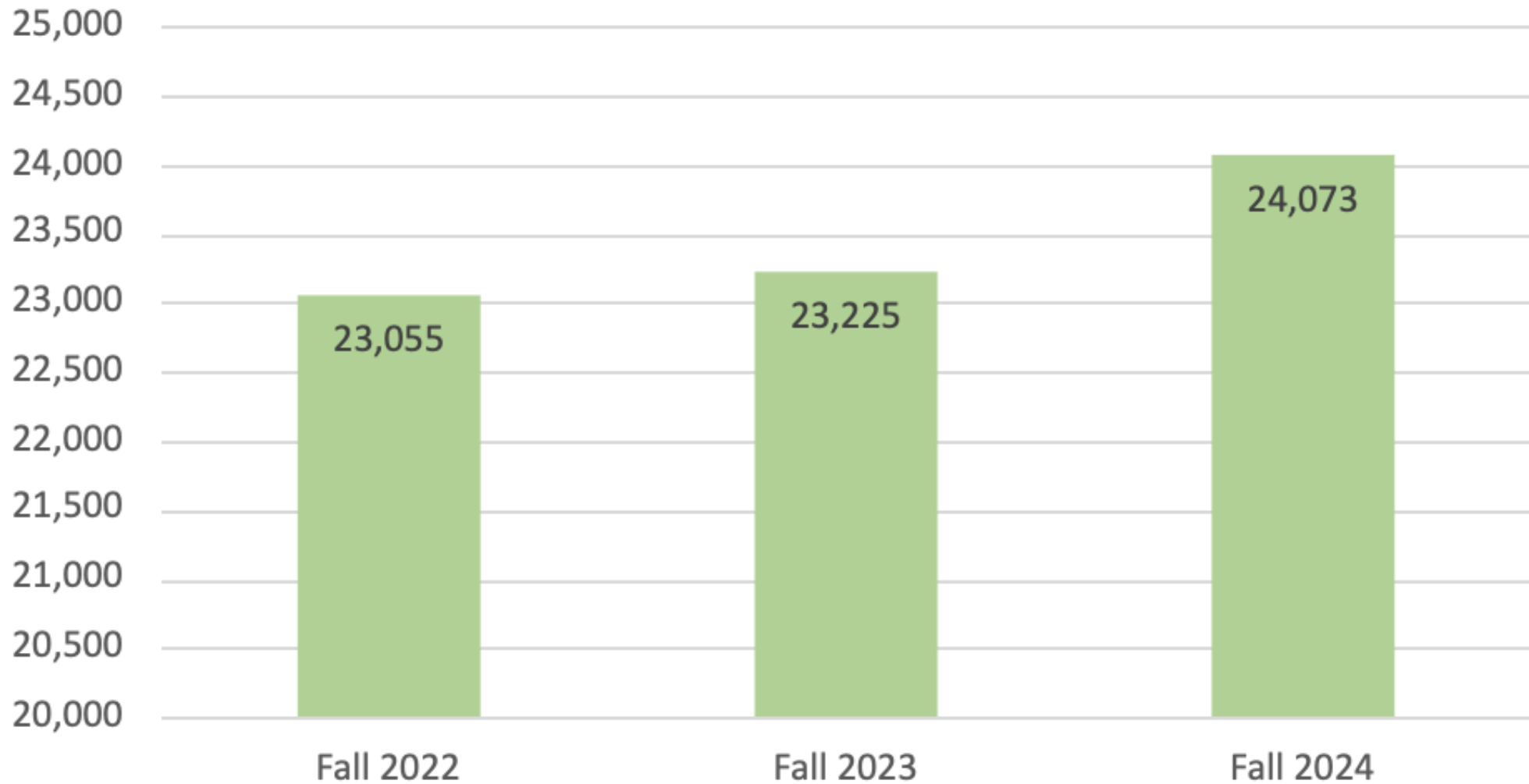
Cohort (Y1)	Grad Year	Y1 to Y2 retention	Y1 to Y3 persistence (retention + grads)	Y1 to Y4 persistence (retention + grads)	Y1 to Y5 persistence (retention + grads)	Y1 to Y6 persistence (retention + grads)	Y6 6-year graduation rate	Y6 Prediction A	Y6 Prediction B
2017	2023	80.3%	70.2%	68.1%	64.7%	63.3%	60.6%	✓ 60.6%	60.0%
2018	2024	80.1%	71.4%	67.0%	63.7%	63.7%	61.1%	✓ 58.8%	59.7%
2019	2025	80.9%	70.6%	65.9%	62.8%	62.0%*		56.6%	56.8%
2020	2026	76.6%	66.4%	62.7%	59.9%*	59.3%		56.9%	55.5%
2021	2027	78.2%	68.1%	63.8%*	63.4%	60.9%		58.5%	57.3%
2022	2028	80.5%	69.2%*	67.6%	65.2%	62.7%		60.3%	-
2023	2029	✓ 81.5%*							
		85%	78%	75%	72%	70%			

* = Preliminary 2024 data
 Bold = Predicted rates
 Red = Retention Goals

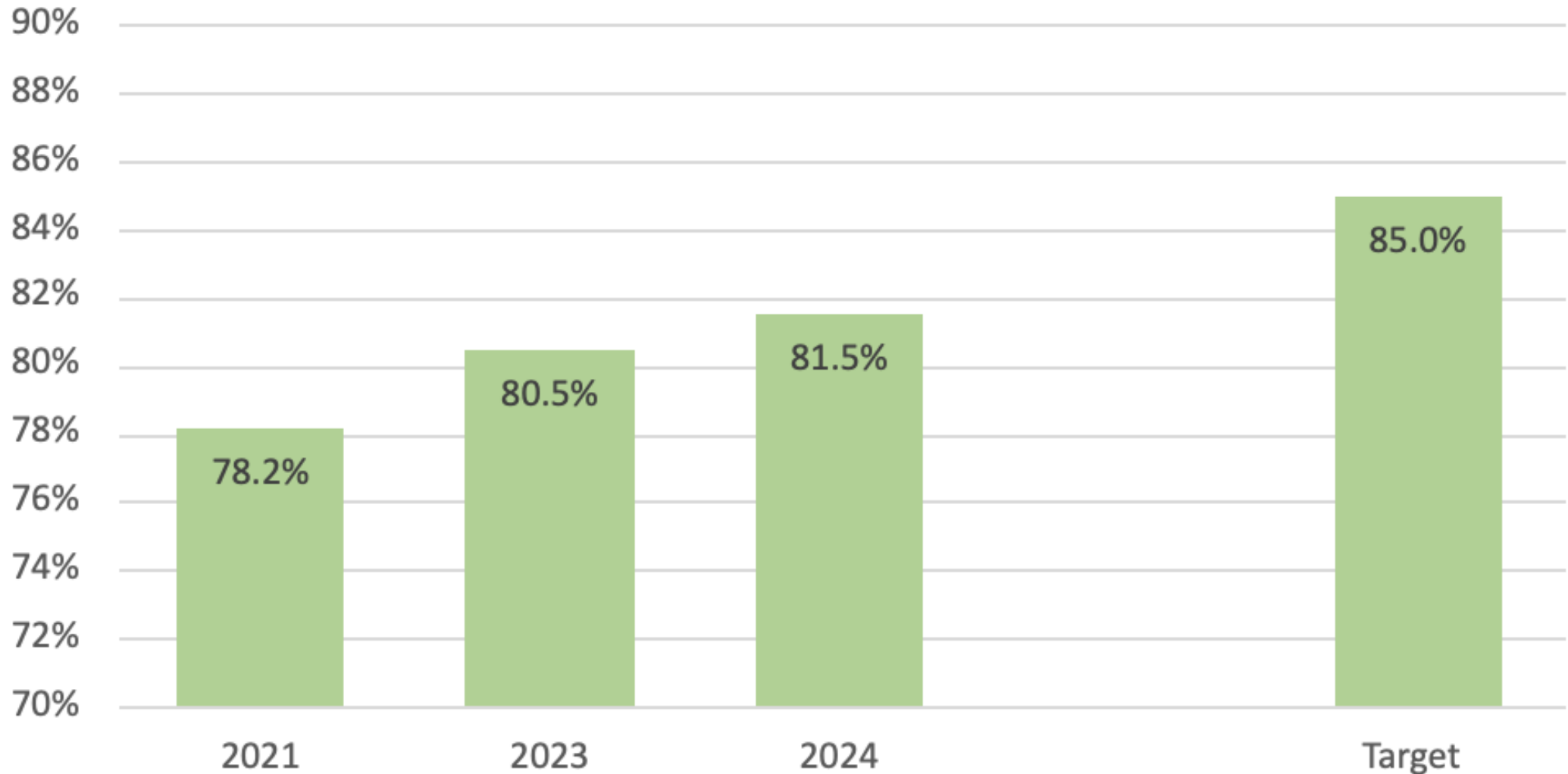
6-year Graduation Rate



UofL Total Enrollment Headcount



Y1-Y2 FALL RETENTION



New First-Time-in-College (FTIC)		
Applied	Admitted	Deposited
8651✓ Last Year: 8143 (+508 +6.2%)	6336✓ Last Year: 6185 (+151 +2.4%)	553✓ Last Year: 407 (+146 +35.9%)

FTIC Applied - Recruiting Areas *			
Backyard	Regional - Out of State	Border Benefit	Other KY Counties
2647✓ Last Year: 2466 (+181 +7.3%)	499✓ Last Year: 431 (+68 +15.8%)	2694✓ Last Year: 2560 (+134 +5.2%)	1660! Last Year: 1754 (-94 -5.4%)

New Transfer		
Applied	Admitted	Registered
227! Last Year: 262 (-35 -13.4%)	26! Last Year: 43 (-17 -39.5%)	Fall 2025 Registration Begins March 2025

FTIC Applied - Strategic Populations			
URM	STEM+H	STEM+H URM	First-Generation
2606✓ Last Year: 2304 (+302 +13.1%)	3242✓ Last Year: 2809 (+433 +15.4%)	899✓ Last Year: 698 (+201 +28.8%)	First-Generation Coming Soon

Readmit		
Applied	Admitted	Registered
54✓ Last Year: 46 (+8 +17.4%)	13✓ Last Year: 4 (+9 +225%)	Fall 2025 Registration Begins March 2025

Applied - All Admit Types		Applied - Application Type	
Adult (25+)	Online	Common App	Take Flight
118! Last Year: 130 (-12 -9.2%)	97✓ Last Year: 84 (+13 +15.5%)	4866✓ Last Year: 4636 (+230 +5%)	4150✓ Last Year: 3906 (+244 +6.2%)

Data are **unofficial** and are to be used for **internal planning purposes only**. Current-semester data are transactional and update daily up to the census date. Official census data is available on [Cards Analytics](#) provided by [Institutional Research & Planning](#). If you have any questions about data

* **Backyard**: KY counties of Bullitt, Jefferson, Oldham, and Shelby; IN counties of Clark, Crawford, Floyd, Harrison, Perry, Washington, and Scott; **Regional - Out of State**: Admits offered \$10k award; **Border Benefit**: Admits offered in-state tuition rate; **Other KY Counties**: KY counties not in Backyard. See All Definitions >>

Agenda

- **Enrollment & Retention**
- **Faculty Compensation Review Committee**
- **Library Subscription Update**

2024-25 Faculty Compensation Review Committee Charge

"The purpose and charge of this committee is to further develop the implementation strategy initiated in August.

Specifically, I ask that this committee:

- 1. Examine unit compression issues and recommend actions that will resolve or improve those issues for each unit.*
- 2. Review and recommend changes to the policies and processes by which merit-based salary increases are determined to ensure consistency across all academic units at UofL. "*

Committee Chair:

Cherie Dawson-Edwards,
Vice Provost for Faculty Affairs

Committee Members:

- Sherri Wallace, Faculty Senate Vice Chair, Associate Dean, Professor (College of Arts & Sciences)
- Andrew Winters, Faculty Senate Redbook & Bylaws Committee Chair, Assistant Professor (Raymond A. Kent School of Social Work and Family Science)
- Brian Williams, Faculty Senate Member, Associate Professor (School of Medicine)
- Melanie Jacobs, Dean (Brandeis School of Law)
- Dayna Touron, Dean (College of Arts & Sciences)
- Whitney Nash, Dean (School of Nursing)
- Melissa Laning, Associate Dean, Professor (University Libraries)
- K.B. Kulasekara, Assistant Dean, Department Chair, Professor (School of Public Health & Information Sciences)
- Chris Stivers, Department Chair, Professor (College of Business)
- Bob Goldstein*, Vice Provost for Assessment and University Decision Support/Analytics
- David Schultz*, Vice Provost for Finance and Strategic Initiatives

*ExOfficio Member

AGENDA

- **Enrollment & Retention**
- **Faculty Compensation Review Committee Charge**
- **Library Subscription Update**

TABLE 4I: UNIVERSITY LIBRARIES GENERAL FUND SUMMARY

University Libraries include: Archives & Special Collections, Art Library, Ekstrom Library, Kornhauser Health Sciences Library and Music Library.

	GENERAL FUNDS				
	FY 2023	FY 2024	FY 2025	\$ Change	% Change
	ACTUAL	BUDGET	BUDGET	YEAR OVER YEAR	
Sources of Funds	17,813,621	18,250,669	18,592,398	341,729	1.9%
Uses of Funds					
Salaries and wages	5,308,744	5,772,700	6,244,566	471,866	8.2%
Fringe benefits	2,000,922	2,239,337	2,410,765	171,428	7.7%
Financial aid	-	-	-	-	-
Operating	9,974,013	10,056,125	9,751,143	(304,982)	-3.0%
Contingency	-	182,507	185,924	3,417	1.9%
Total Uses of Funds	\$ 17,283,679	\$ 18,250,669	\$ 18,592,398	\$ 341,729	1.9%

Year-End Unit Savings

\$ 529,942



Questions