

University of Louisville Health Sciences Center

Overview for University Faculty Senate Executive Committee

Dan Durbin
Assoc. VP Health Affairs/CFO

Who are we?

- **University of Louisville Health Science Center**
 - School of Medicine
 - School of Dentistry
 - School of Nursing
 - School of Public Health & Information Sciences
 - EVPHA (includes various institutes & centers)
- **University Medical Center (UMC)**
 - 400 bed teaching hospital
 - Brown Cancer Center
- **University of Louisville Physicians (ULP)**
 - Multi-specialty physician practice staffed by UofL Physician/Faculty
 - Supports and facilitates Physician/Faculty health care delivery process

What Do We Do?

- **Instruction**

- Student Enrollment = 2,191
- Residents = 682

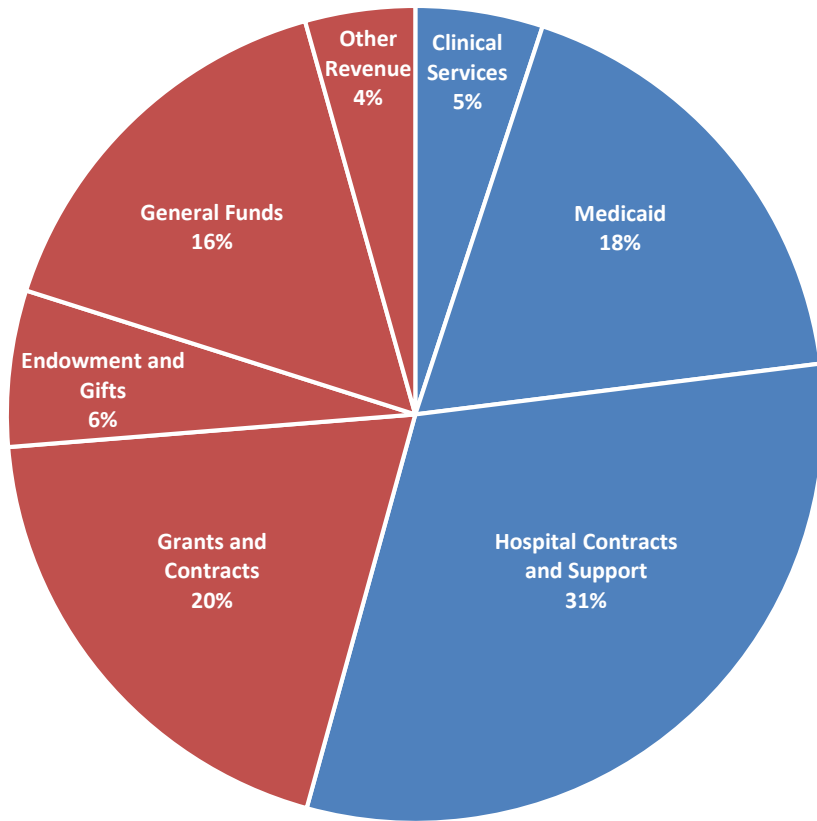
- **Research**

- FY2017 Sponsored Awards = \$100 mill
 - 82% of total UofL non-student aid sponsored projects
- FY2017 Indirect Cost Recoveries = \$20.6 mill
 - 83% of total UofL Indirect cost recoveries

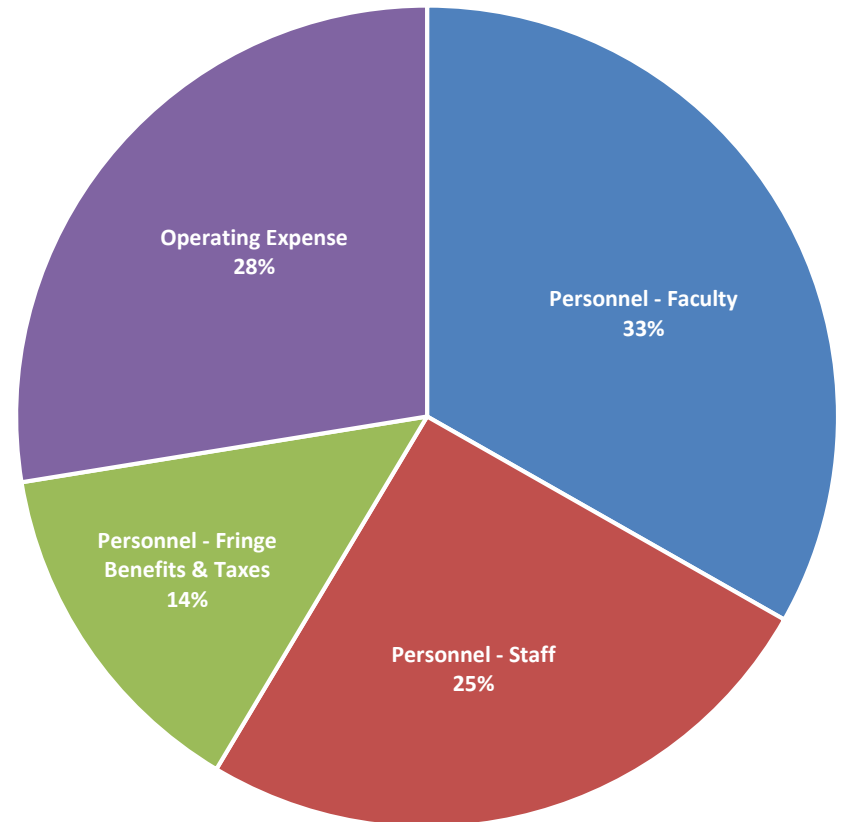
- **Clinical Activities**

- Approximately 700 Physician/Faculty performed 2 million individual procedures in 100 locations throughout the region
- Serves as Western Kentucky's ONLY Level 1 Trauma Center and safety net hospital with 17,000 annual patient admissions

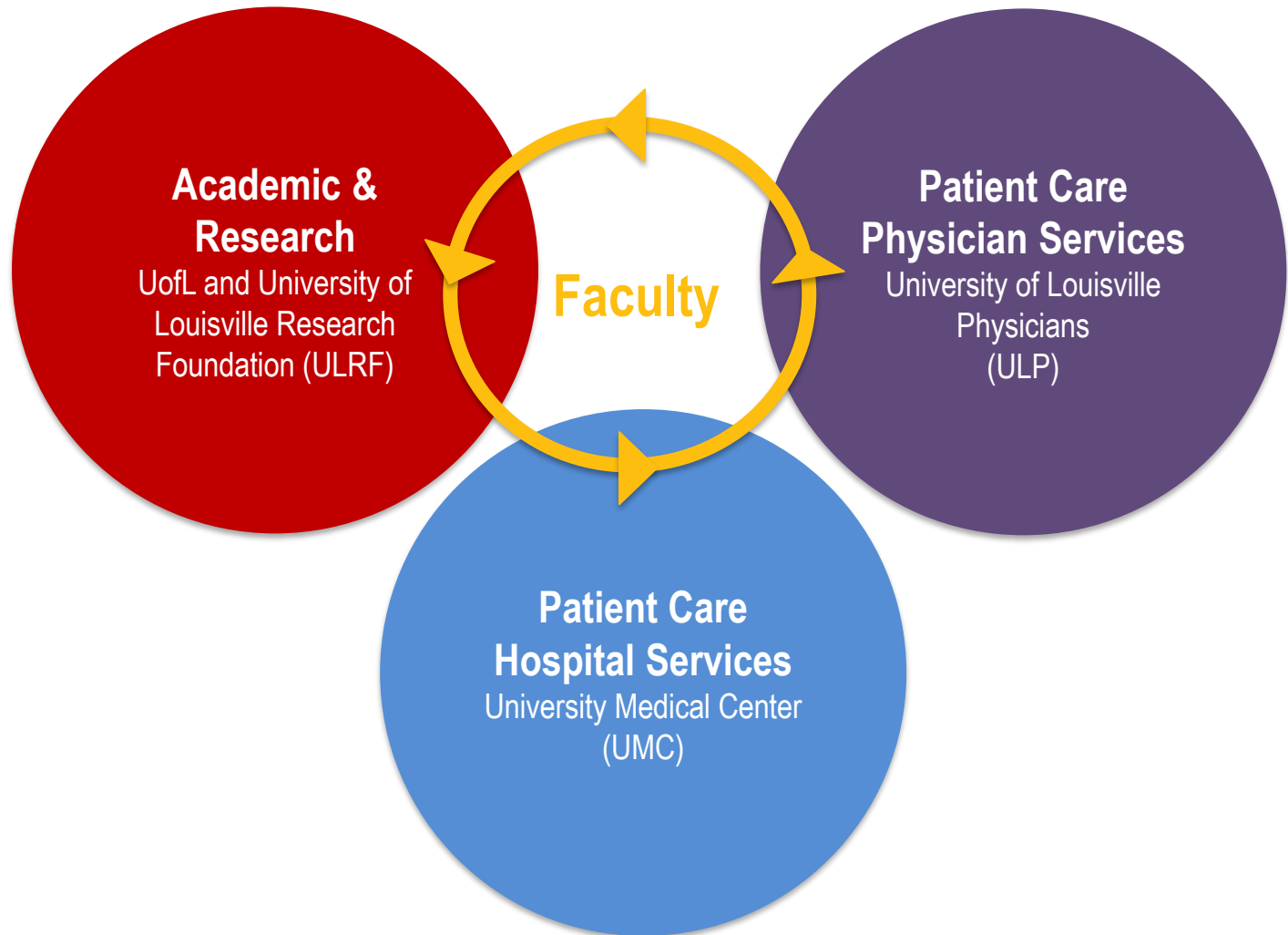
Revenues



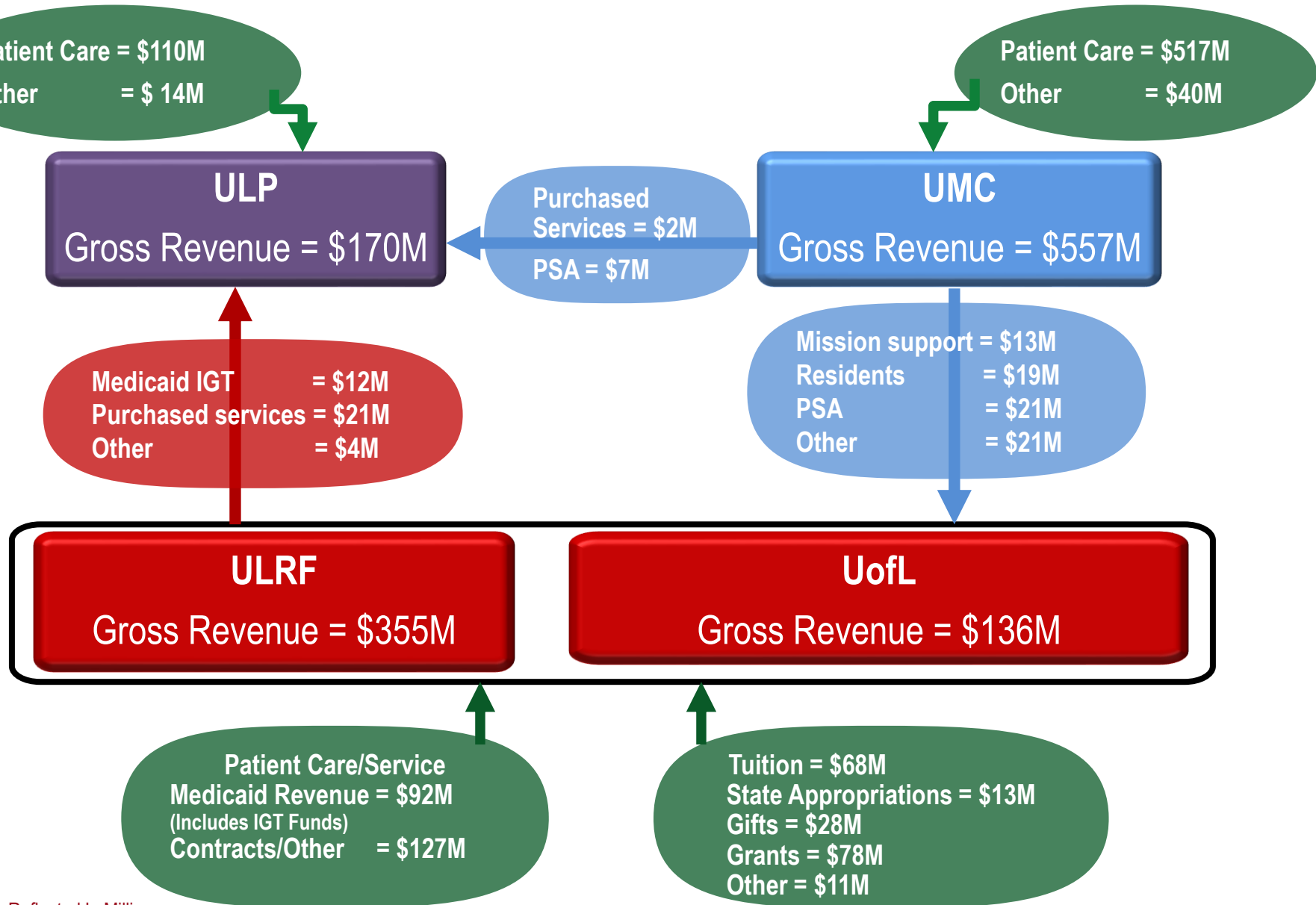
Expenses



University of Louisville's Health Sciences Enterprise Flow of Revenues



Flow of Revenues



Summary of Revenues

	<u>UMC</u>	<u>ULP</u>	<u>UofL/ULRF</u>
Gross Revenues	\$557	\$170	\$491
Elimination of Internal Transfers:			
UMC		(\$9)	(\$74)
UofL/ULRF		(\$37)	
Net External Revenue	<u>\$557</u>	<u>\$124</u>	<u>\$417</u>

Total HSC Net Revenues = \$1.1 Billion
UofL Non- HSC Budget= \$.6 Mill
Grand Total Budget= \$ 1.7 Billion

HSC Financial Events

- **FY2017**
 - Added positive net revenues to UofL's FY2017 Income Statement
 - Positive cash position (combined) at year end
 - Kentucky One relationship ended
- **Implemented for FY2018**
 - Individual budget status meetings with Deans, Chairs and Business Staff
 - Reset budget/established revenue, expenses or operating margin targets for FY18
 - Review of cash positions
 - Monitoring and mid-course correction process (including monthly reporting)
 - KO IP projects wind-down planning
- **FY2019 Status**
 - All funds approach continued (ULP + UMC + UofL+ UofLF)
 - Clinical budgets initially driven by activity – not dollars
 - 3% positive margin expectations
 - Strategic use of carry-over funds

- Questions ?