

Inclusion Toolbox for persons with ASD: Communicating without opening your mouth

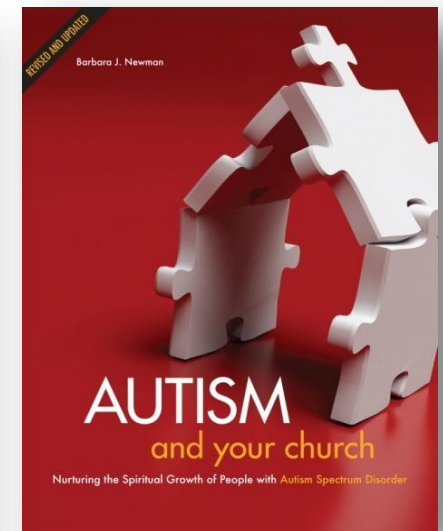
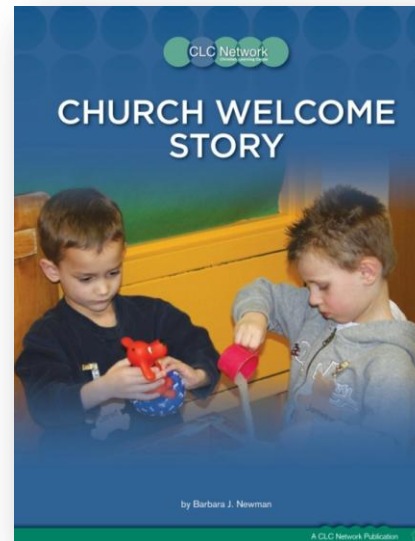
Barbara J Newman: Author and Presenter



Inclusion Toolbox for persons with ASD



- ▶ Barbara Newman
- ▶ Author of resources:



- ▶ Presenter for CLC Network, partnering with...
- ▶ Friendship Ministries



Welcome!




www.clcnetwork.org



Would you please serve as my translators today?

A Place to Begin

God's Puzzle Pieces



Prepare a plan for the individual
and prepare a plan for the “others”



For the
individual:



Get to know the individual



Jump into that person's shoes and test run the activities



Make and share the plan



“Worship”

• Vertical Habits

Help Me

Bless You

Thank You



Why?

I'm Sorry

I'm Listening

Love You (Praise)

“Let everything that has breath
praise the LORD.” –Psalm 150:6




Sorry (Confession)

- ▶ Sorry
- ▶ I forgive you
- ▶ Expectations for behavior



I'm Listening (Prayer for illumination)

- ▶ Multi-Sensory
- ▶ BIG IDEA
- ▶ Adapted Curriculum
- ▶ Friendship Ministries Curriculum



Additional Ideas for Worship Settings

- ▶ Picture bank



- ▶ Story stick

- ▶ Story Apron

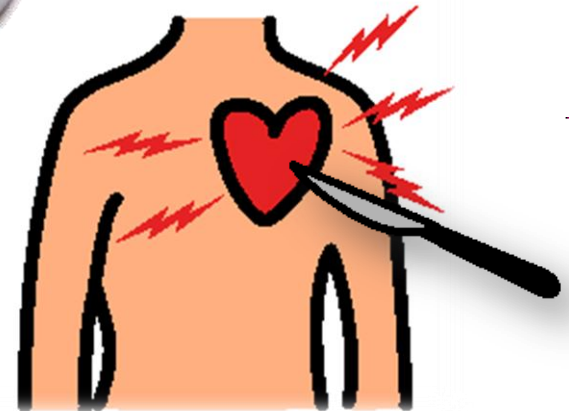

- ▶ Speech Button



- ▶ Watch your language!

- ▶ Wall wording:


- ▶ “Singing **usually** at 10:00”



Additional Ideas for Worship Settings

Let worship have “Green” time!

Some stories and strategies



Offering

Creative greeting time

Red cloth

Be the story



Transitions/Changes in Schedule

Singing



Visual schedules for individuals

Story Time (Reading)



Play time



Transitions/Changes in Schedule

▶ First.....Then

Lesson



Snack Break



Transitions/Changes in Schedule

▶ Binder Schedule

Same Day, Different Day



Time Timers



Create Transition Routines



Carry an Object



New Environment

- ▶ Introduce the environment by:
 - Visiting when it's empty
 - Visiting when a limited number of people are there
 - Be the first to arrive
 - Pair with a preferred activity



Church Welcome Story

The Church Welcome Story is available from the CLC Network website at www.clcnetwork.org



Church Welcome Story



My name is Evelyn and I want to tell you
about where I worship.



Church Welcome Story



Here is where I worship.
It is called Lakeshore Vineyard Church.



Church Welcome Story



Sometimes I stay with my family for worship,
and sometimes I go to a room for class.

Here is a picture of the room where I can be with my friends.



Church Welcome Story



Here is where I worship.
It is called Beth Elohim Synagogue.



Church Welcome Story



Sometimes I stay with my family during worship
and sometimes I go to a room
for a children's Shabbat Worship Service.


Here is a picture of the room where I can be with my friends.



For the others:



Remember the puzzle piece perspective





A Plan for the Peers



www.Friendship.org



www.CLCnetwork.org



Be Good to Eddie Lee

Body Building



A Plan for the Leaders


www.Friendship.org

www.CLCCnetwork.org



G.L.U.E.

- ▶ A six step process
- ▶ Get it for **free** by applying online:
 - ▶ www.clcnetwork.org/GLUEgrants



Final Remarks

- ▶ Friendship



www.Friendship.org

- ▶ CLC Network



www.CLCnetwork.org

- ▶ Stay tuned for the upcoming book from Barbara Newman

