

# SEEING BEYOND THE PICTURE

## Advocating for the Victim of Child Sexual Abuse Images

Victim Advocate Trainer's Manual



Baltimore Child Abuse Center



# ADVOCATING

## for the Victim of Child Sexual Abuse Images

### Background

"There has been an historic rise in the distribution of child pornography, in the number of images being shared online, and in the level of violence associated with child exploitation and sexual abuse crimes. Tragically, the only place we've seen a decrease is in the age of victims. This is – quite simply – unacceptable," stated former U.S. Attorney General Eric Holder at the 2011 National Strategy Conference on Combating Child Exploitation (Reid, 2017). Over the past decade, the amount of child sexual abuse image and video files analyzed by the National Center for Missing and Exploited Children has increased by several million per year. It is uncertain whether this increase in child sexual abuse images online is due to the actual growth of incidents of child sexual abuse or if it is because of improved reporting and societal awareness. Nevertheless, what is certain is the significant impact these images have on the victims who have had to endure the child sexual abuse to create these images and the ongoing harm the victims experience from the distribution and consumption of these images (Reid, 2017).

The term *child pornography* is used and defined in state and federal law and "encompasses both images involving child sexual abuse and images that do not depict abuse but are child pornography under U.S. law, such as self-produced sexual images of children" (Yamato, 2015). However, many Children's Advocacy organizations throughout the world believe the term *child pornography* does not accurately define these sexually explicit images involving children. Terms such as *child pornography*, *child porn*, and *kiddie porn* are an inaccurate minimization of the abuse that has occurred. Those terms may distort the serious nature of child victimization (Taylor and Quayle, 2003). The term *child sexual abuse images* better defines these images of children being sexually exploited (Yamato, 2015). *Child sexual abuse images* may include images of sexting, sextortion, sexual tourism, youth-produced images, and other technology facilitated child exploitation. The term *child sexual abuse images* will be used throughout these training materials.





# HOW TO USE THE TRAINER'S GUIDE

This training is designed for Family Advocates, Victim Advocates, Family Services Facilitators, Family Support Services, and other child advocates who work with victims and their caregivers on a daily basis. It is recommended that the professional who delivers this training has experience with family or victim advocacy. Before conducting any training, the facilitator should be familiar with the material in this guide, including all pre-reading materials and handouts. The training guide provides the facilitator a structure for the training session as well as supportive information. The PowerPoint slides are printed in the guide to allow the facilitator to follow the slides as they are presented.

The training guide is for facilitators only and should not be distributed at training sessions. To provide the training, the facilitator should plan for a minimum of three hours. Because the subject matter may be disturbing and upsetting at times, it is important the facilitator provide appropriate time for breaks for the group during the training. Finally, it is essential that the facilitator and participants practice good, effective, on-going self-care when working with victims of child abuse and their caregivers.

## Length of Training

To provide the training, you should plan for a minimum of a 3-hour training period.

## Training Tools and Support

This training curriculum includes:

- Trainer's Guide
- PowerPoint Presentation
- Pre-reading Materials
- Handouts

## Equipment and Materials

- PowerPoint
- Computer
- LCD Projector
- Flipchart and markers
- Post-it Notes

## Goals

- Educate Children's Advocacy Centers Victim/Family Advocates about child sexual abuse images and child pornography
- Educate Children's Advocacy Centers Victim/Family Advocates about the impact on victims of child sexual abuse images
- Educate Children's Advocacy Centers Victim/Family Advocates about the most effective response to the victims of child sexual abuse images
- Educate Children's Advocacy Centers Victim/Family Advocates about the most effective response to the caregivers of victims of child sexual abuse images
- Support the Children's Advocacy Centers Victim/Family Advocates efforts to provide services to the victims of child sexual abuse images in accordance with the criteria outlined in the National Children's Alliance Standards for Accreditation

## Learning Objectives

- Understand the terms *child sexual abuse images* and *child pornography*
- Understand the types of experiences victims of child sexual abuse images may have endured
- Understand the production, distribution, and consumption of child sexual abuse images
- Understand how the disclosure of the victim of child sexual abuse images differs from the disclosure of a victim of child sexual abuse without the production of images
- Understand how the impact on the victim of child sexual abuse images and the caregiver of the victim differs from the impact on the victim and caregiver of the victim who has experienced child sexual abuse without the production of images
- Understand how child sexual abuse images affect the emotions and behaviors of the victim and the caregiver of the victim
- Identify strategies to assist the victim of child sexual abuse images and the caregiver of the victim
- Recognize the importance of ongoing, effective, long term support for the victim of child sexual abuse images
- Understand the necessity of identifying trauma-informed mental health providers for the victim of child sexual abuse images and the caregiver
- Understand the needs of the victim of child sexual abuse images when navigating through the Children's Advocacy Center process
- Value the role of the victim/family advocate in helping the victim of child sexual abuse images and caregiver
- Appreciate the need for improved services and resources for the victim of child sexual abuse images

- Understand the importance of partnering with the victim, caregiver, multidisciplinary team, and other service providers
- Understand the rights of the victim of child sexual abuse images at the state and federal levels

## Pre-Reading Materials

- *Care and treatment of child victims of child pornographic exploitation in Germany* (Julia von Weiler, Annette Haardt-Becker, and Simone Schulte)
- *Sexual Abuse Images in Cyberspace: Expanding the Ecology of the Child* (Jennifer Martin and Ramona Alaggia)
- *"I did what I was directed to do but he didn't touch me": The Impact of being a victim of internet offending* (Marcella Mary Leonard)
- *The 12 Core Concepts: Concepts for Understanding Traumatic Stress Response in Children and Families* (The National Child Traumatic Stress Network)

## Handouts

- *Standards for Accreditation Victim Support and Advocacy – Criteria C* (National Children's Alliance)
- *Child Pornography Victim Assistance: A Reference for Victims and Parents/Guardians of Victims* (Federal Bureau of Investigation)
- *Trauma and Families: Fact Sheet for Providers* (The National Child Traumatic Stress Network)
- *Tips for Finding Help* (The National Child Traumatic Stress Network)
- *Questions to Ask Mental Health Providers* (The National Child Traumatic Stress Network)
- *Advocating for the Victim of Child Sexual Abuse Images Fact Sheet for Victim/Family Advocates* (Baltimore Child Abuse Center & National Children's Alliance)

# AGENDA & DELIVERY

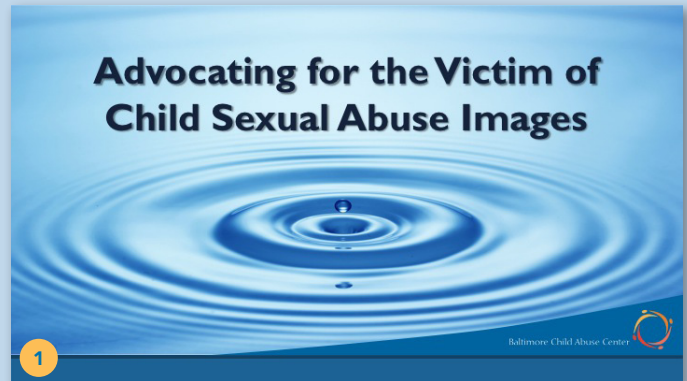
Section	Topic	Time Estimate
Introduction	<ul style="list-style-type: none"> <li>• Welcome and Introduction</li> <li>• Activity</li> <li>• Goals and Overview</li> </ul>	5 minutes 5 minutes 5 minutes
Defining Child Sexual Abuse Images	<ul style="list-style-type: none"> <li>• <i>Child sexual abuse images</i> and <i>child pornography</i> terms</li> <li>• Content of child sexual abuse images</li> <li>• Production, distribution, and consumption of child sexual abuse images</li> </ul>	10 minutes 5 minutes 10 minutes
The Impact of Child Sexual Abuse Images on the Victim	<ul style="list-style-type: none"> <li>• Disclosure and response of the victim of child sexual abuse images</li> <li>• Strategies to assist the victim</li> </ul>	15 minutes 10 minutes
The Impact of Child Sexual Abuse Images on the Caregiver of the Victim	<ul style="list-style-type: none"> <li>• Response of the caregiver of the victim of child sexual abuse images</li> <li>• Support for the caregiver</li> </ul>	10 minutes 10minutes
Assisting the Victim through the Children's Advocacy Center Process	<ul style="list-style-type: none"> <li>• Role of Victim/Family Advocate with Activity</li> <li>• Children's Advocacy Center process for the victim of child sexual abuse images</li> </ul>	20 minutes 10 minutes
The Legal Rights of the Victim	<ul style="list-style-type: none"> <li>• Victim's rights at the federal and state level</li> </ul>	25 minutes
Conclusion	<ul style="list-style-type: none"> <li>• Self-care of advocates</li> <li>• Questions</li> <li>• Training Evaluation</li> </ul>	10 minutes 10 minutes 5 minutes

# TRAINING

## Introduction

Cover the following in your brief introduction:

- Thank participants for attending the training.
- Introduce facilitator(s), and give a synopsis of facilitator background.
- Provide logistical information, e.g., locations of bathrooms, phones, coffee and food, sign-in sheets, beginning and ending times, schedules of breaks, etc.
- Ask participants to respect each other's point of view.
- Remind participants that when speaking of incidents or cases involving clients, speak in a confidential, non-identifying manner.
- Acknowledge from the beginning that talking about child sexual abuse and child sexual abuse images/child pornography can be difficult for some individuals and can elicit overwhelming feelings in all of us.
- Remind participants to take care of themselves during the training, including taking breaks as needed.
- Remind participants that there are likely sexual abuse survivors in the room and to be respectful of all individuals.
- Discuss how the role of the victim/family advocate in a Children's Advocacy Center is to advocate for the victim, partner with the multidisciplinary team, and serve as a resource for victims and their non-offending caregivers. This advocacy will reduce trauma to the victim and provide critical support to the caregiver.



### Activity: What are Child Sexual Abuse Images?

- Label a flipchart with the statement "What do I know about Child Sexual Abuse Images?"
- Ask participants to fill out a post-it note with one or two ideas answering this statement and ask them to place it on the flipchart. This acknowledges the fact that participants bring knowledge to the training and encourages participants to begin thinking about the topic. This is also helpful to the facilitator. As the training goes on, the facilitator can see what needs to be emphasized in the training and if there are any myths that need to be dispelled.
- Facilitator should review flipchart with participants' post-it notes at the end of the training session.

## Goals

Review **Slides 2 & 3**, which includes the goals of this training. *Give adequate time for participants to read each slide.*

Call on participants to read aloud the Goals of the Training on the slides.

The goals of the training are:

- Educate Children's Advocacy Centers Victim/Family Advocates about child sexual abuse images and child pornography
- Educate Children's Advocacy Centers Victim/Family Advocates about the impact on victims of child sexual abuse images
- Educate Children's Advocacy Centers Victim/Family Advocates about the most effective response to the victims of child sexual abuse images
- Educate Children's Advocacy Centers Victim/Family Advocates about the most effective response to the caregivers of victims of child sexual abuse images
- Support the Children's Advocacy Centers Victim/Family Advocates efforts to provide services to the victims of child sexual abuse images in accordance with the criteria outlined in the National Children's Alliance Standards for Accreditation

Inform participants that the Learning Objectives will be discussed before each relevant section.

Emphasize that this training will enhance what the Victim/Family Advocates are already doing to serve the needs of all clients. It is not additional work.

### Goals of the Training

Educate Victim/Family Advocates about child sexual abuse images and child pornography

Educate Victim/Family Advocates about the impact on the victims of child sexual abuse images

Educate Victim/Family Advocates about the most effective response to the victims of child sexual abuse images

2

Baltimore Child Abuse Center

### Goals of the Training

Educate Victim/Family Advocates about the most effective response to the caregivers of victims of child sexual abuse images

Support the Victim/Family Advocates efforts to provide services to the victims of child sexual abuse images in accordance with the criteria outlined in the National Children's Alliance Standards for Accreditation

3

Baltimore Child Abuse Center



# Overview of Training

Review the Overview of Training on **Slide 4**.

Show **Slide 5**. Ask participants why they think a picture of a water ripple was used in Slide 1 with this training, *Advocating for the Victim of Child Sexual Abuse Images*.

- When a child has been sexually abused, it sends out widening ripples that affect every aspect of the child's life. The abuse affects the child both psychologically and physically. The abuse impacts the child's family, friends, and community. When a child is a victim of child sexual abuse images, the ripple effect is even more significant because the abuse goes on and on and does not end.

Use **Slide 6** to underscore the "ripple effect" point by using the quote from a survivor of child sexual abuse images (The National Center for Victims of Crime, 2014).

## Overview of Training

- I. Defining Child Sexual Abuse Images
- II. The Impact of Child Sexual Abuse Images on the Victim
- III. The Impact of Child Sexual Abuse Images on the Caregiver of the Victim
- IV. Assisting the Victim through the Children's Advocacy Center Process
- V. The Legal Rights of the Victim
- VI. Serving the Victim

4



5

*To some part of me it's like it keeps part of me trapped in that knowing those images are out there and there are people enjoying them – it's like it replicates the abuse over and over. And that I can't do anything about that.*

-Victim of Child Sexual Abuse Images

6

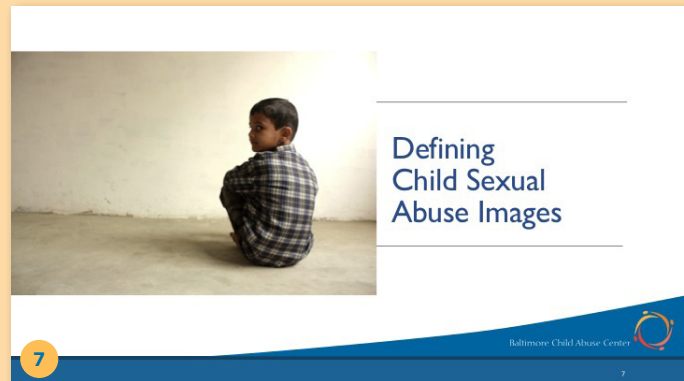
# Defining Child Sexual Abuse

Introduce the first section, **Defining Child Sexual Abuse Images** on **Slide 7**.

Display **Slide 8** and ask participants to read the Learning Objectives for this section.

The Learning Objectives of this section are:

- Understand the terms *child sexual abuse images* and *child pornography*
- Understand the types of experiences victims of child sexual abuse images may have endured
- Understand the production, distribution, and consumption of child sexual abuse images



7

## Learning Objectives

- ❖ Understand the terms *child sexual abuse images* and *child pornography*
- ❖ Understand the types of experiences victims of child sexual abuse images may have endured
- ❖ Understand the production, distribution, and consumption of child sexual abuse images

8



Discuss **Slide 9** with the participants. Ask participants to share any other myths they may have heard about child sexual abuse images. These myths will be discussed later in the training. *This slide encourages participants to think about the topic, the public's perception of child sexual abuse images, and the real definition of child sexual abuse images.*

**Slides 10-13**, Child Sexual Abuse Images or Child Pornography, explain the definitions of child pornography and child sexual abuse images. Review the slides with participants emphasizing the term *child pornography* is the term used in state and federal law. However, many children's advocacy organizations throughout the world believe the term *child pornography* does not accurately define these sexually explicit images involving children.

- Federal statutes that criminalize child pornography define child pornography as the "visual depiction" of a minor who is "engaging in sexually explicit conduct" (18 U.S.C. § 2256).
- Sexually explicit conduct includes acts such as vaginal and anal intercourse, oral sex, bestiality, and masturbation, as well as the "lascivious exhibition of the genitals or pubic area."
- The federal statute defines child to include youth ages 16 and 17. Because of this, teenagers who are old enough to consent to sexual intercourse in most states cannot consent to being depicted in sexually explicit images.
- Because the statute classifies a wide range of content illegal, images do not have to depict child sexual abuse to qualify as child pornography.
- The statute that defines the production of child pornography states, "any person who employs, uses, persuades, induces, entices or coerces" a minor to engage in sexually explicit conduct for the purpose of producing an image of such conduct commits a felony (18 U.S.C. § 2251).

**Myths about Child Pornography and Child Sexual Abuse Images**

- It's victimless
- It's like other sexual abuse
- It's not as harmful
- It's a choice

Baltimore Child Abuse Center

**Child Sexual Abuse Images or Child Pornography?**

- *Child pornography* is used and defined in state and federal law
- The term encompasses both images involving child sexual abuse and images that do not depict abuse but are child pornography under U.S. law, such as self-produced sexual images of children
- It is believed by experts that the terms *child pornography*, *child porn*, and *kiddie porn* are an inaccurate minimization of the abuse that has occurred

Baltimore Child Abuse Center

**Child Sexual Abuse Images or Child Pornography?**

- Federal statutes define child pornography as the "visual depiction" of a minor who is "engaging in sexually explicit conduct" (18 U.S.C. § 2256)
- Sexually explicit conduct includes acts such as vaginal and anal intercourse, oral sex, bestiality, and masturbation, as well as the "lascivious exhibition of the genitals or pubic area"
- Includes youth ages 16 and 17

Baltimore Child Abuse Center

**Child Sexual Abuse Images or Child Pornography?**

- Images do not have to depict child sexual abuse to qualify as child pornography
- Federal statute defines the production of child pornography as "any person who employs, uses, persuades, induces, entices or coerces" a minor to engage in sexually explicit conduct for the purpose of producing an image of such conduct commits a felony (18 U.S.C. § 2251)

Baltimore Child Abuse Center

- Leading child organizations in the U.S. and United Kingdom, including the National Center for Missing and Exploited Children, advocate for the term *child sexual abuse images* or *child sexual abuse content*.
- The International Watch Foundation considers the use of terms such as *child pornography*, *child porn*, and *kiddie porn* as inaccurate minimization of the child sexual abuse that is occurring in the images.
- *Child sexual abuse images* are permanent records of children being sexually exploited and abused.
- *Child sexual abuse images* better defines these images of children being sexually exploited.
- *Child sexual abuse images* may include images of sexting, sextortion, sexual tourism, youth-produced images, and other technology facilitated child exploitation.

### Child Sexual Abuse Images

- *Child sexual abuse images* better defines these images of children being sexually exploited
- Permanent records of a child being sexually exploited

Baltimore Child Abuse Center

13

### Child Sexual Abuse Images

Baltimore Child Abuse Center

14

Display **Slide 14** to illustrate examples of child sexual abuse images. *Child sexual abuse images* may include images of sexting, sextortion, sexual tourism, youth-produced images, and other technology facilitated child exploitation.

- **Sexting:** Sending sexually explicit photographs or messages via mobile phone.
- **Sextortion:** The practice of extorting images of a sexual nature, sexual favors, or money from a victim by threatening to reveal the victim's private and sensitive material/images.
- **Sexual Tourism:** Travel planned specifically for the purpose of sex, generally to a country where prostitution is legal. Sex tourism also supports human trafficking. Often the victims of sexual tourism are minors. It is a federal crime for U.S. residents to engage in sexual or pornographic activities with a child younger than 18 years anywhere in the world (CDC, 2013).
- **Youth-produced images:** Images or videos produced by children under the age of 18 that are of a sexual nature.



Discuss **Slides 15-16**, “What are in the Images?” emphasize that over the last decade, there has been a significant rise in the level of violence associated with child exploitation and child sexual abuse images. The images graphically portray children and adolescents being sexually abused.

- Often victims are forced to smile in the images. They appear to be having “fun,” posing, and enjoying themselves in the images. The consumers of the images convince themselves that the victim is smiling at them.

- Most offenders arrested had images that showed penetrative child sexual abuse and more than 20% possessed images depicting violence, such as bondage, aggressive rape, or torture.

- The age of victims has decreased over the past decade. The most commonly analyzed child sexual abuse content contained images of rape or sexual torture involving prepubescent children under the age of 10 years.

- 78% of victims are under 12 years old, 63% are under 8 years old, and 80% are girls.

Show **Slide 17**, “How are child sexual abuse images produced, distributed, & consumed?” then discuss **Slides 18-20** emphasizing the following points:

- No way to determine how many individual victims are shown in online child pornography or how many new victims there are each year.

- The total number of child pornography producers in the U.S. or the total number of victims is not known.

- There is considerable diversity in the ages of victims and in the circumstances of production. Victims range from infants and toddlers to adolescents.


- Most images produced by perpetrators who are known and have intimate access to victims are family or household members, acquaintances such as neighbors, family, friends, or babysitters.

- Many adolescent victims have romantic or emotional attachments to offenders.

### What are in the images?


- Increasing child sexual abuse brutality
- Graphic portrayal of children and adolescents being sexually abused
- Children being sexually penetrated or subjected to sadism or bestiality in over of half of the images
- Decreasing age of victims





### What are in the images?

- More than 20% of images depict violence, such as bondage, aggressive rape, or torture
- Current images are high-quality digital moving images with clear audio recordings
- Perpetrators typically are:
  - ~ Parents or close family members
  - ~ Trusted family friends, acquaintances, or authority figures
  - ~ Romantic partners



### How are Child Sexual Abuse Images Produced, Distributed, & Consumed?

### Production of Child Sexual Abuse Images

- **Pre-adolescent victims** – most images produced by:
  - Perpetrators who know and have intimate access to victims
- **Adolescent victims** – most images produced by:
  - Perpetrators who target and solicit images; online predators who use the internet to meet victims and solicit “youth produced” images
  - Pimps trafficking in adolescents
  - Strangers using covert methods

- Strangers use covert methods such as cameras hidden in changing rooms.
- Commercial production motivated by profit accounts for a relatively small proportion of the production of child sexual abuse images in the U.S.
- Unprecedented accessibility to technology and greater assurance of anonymity have resulted in expansion of quantity and quality of material produced and distributed.
- Images discovered by federal, state, or local law enforcement are scanned and potentially matched to a previously identified victim; if no child is identified, images are stored for future cases.
- A new trend, “molestation-on-demand,” consumers are able to connect to live images or real-time video productions of children being sexually abused with viewers able to make live requests and get instant gratification of specific sexual fetishes.

Show **Slides 21-22** and discuss how child sexual abuse images are distributed and consumed on the Internet. You may need to alternate between Slides 21 and 22 when discussing. Emphasize the following points:

- Content on the Deep Web may be material such as company files, governmental databases, and library archives that can be accessed through a search of a particular website.
- Sex trafficking organizations, and consumers, distributors, and producers of child sexual abuse images are using these disturbing features of the Darknet for criminal activity.
- Use of non-standard protocols, anonymous IP address allocation, and extensions of peer-to-peer content sharing are allowing development of criminal activity.
- TOR (The Onion Router) is free software for enabling anonymous communication. TOR conceals its users’ identities and their online activity from surveillance and analysis by separating identification and routing. It is an implementation of onion routing, which

### Distribution of Child Sexual Abuse Images


- Rise in distribution over last decade
- Rise in number of images shared online
- Over 25 million images and video files viewed by the National Center for Missing and Exploited Children annually
- Unprecedented accessibility to technology and greater assurance of anonymity have resulted in expansion of quantity and quality of material distributed

19

### Consumption/Possession of Child Sexual Abuse Images

- Unsure if the increase in images seized and viewed by law enforcement is due to actual growth in prevalence or improved societal awareness
- Images discovered by federal, state, or local law enforcement are scanned and potentially matched to a previously identified victim
- A new trend, “molestation-on-demand”

20



World Wide Web

Deep Web

Dark Web

21

### Internet consists of three parts:

- **Surface Web (World Wide Web)**
  - Is indexed and accessible to search engines (Google, Yahoo, Bing)
- **Deep Web**
  - Is part of the Internet that is not discoverable and indexed by search engines
- **Dark Web** or Darknet is a small portion of the Deep Web that has been intentionally hidden and is not accessible through standard web browsers
  - Is considered a haven for illicit activities because of anonymity associated with the Tor network

22

encrypts and randomly bounces communications through a network of relays run by volunteers around the world.

# The Impact of Child Sexual Abuse Images on the Victim

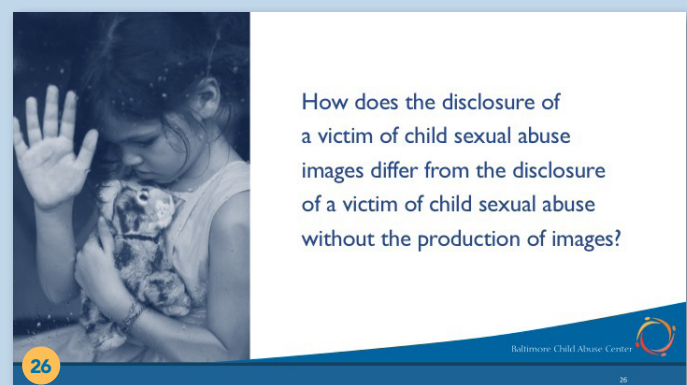
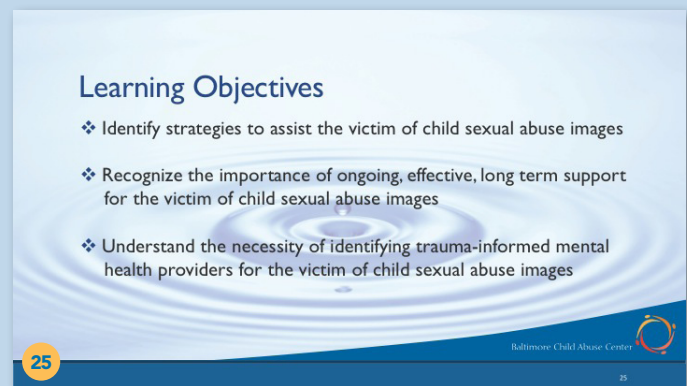
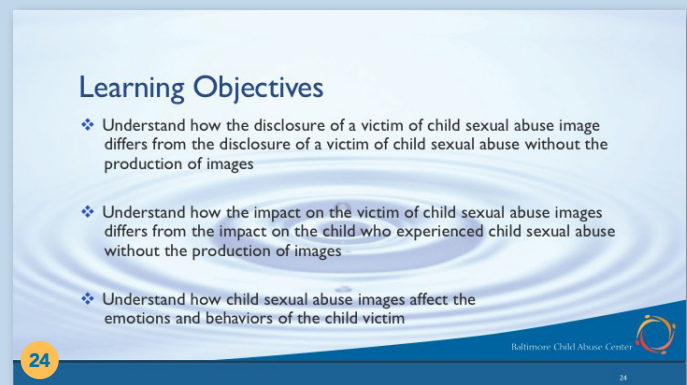
Introduce the second section, *The Impact of Child Sexual Abuse Images on the Victim* on **Slide 23**.

Display **Slides 24-25** and ask participants to read the Learning Objectives for this section.

The Learning Objectives of this section are:

- Understand how the disclosure of a victim of child sexual abuse images differs from the disclosure of a victim of child sexual abuse without the production of images
- Understand how the impact on the victim of child sexual abuse images differs from the impact on the child who experiences child sexual abuse without the production of images
- Understand how child sexual abuse images affect the emotions and behaviors of the child victim
- Identify strategies to assist the victim of child sexual abuse images
- Recognize the importance of ongoing, effective, long term support for the victim of child sexual abuse images
- Understand the necessity of identifying trauma-informed mental health providers for the victim of child sexual abuse images

Show **Slide 26**, "How does the disclosure of a victim of child sexual abuse images differ from the disclosure of a victim of child sexual abuse without the production of images?" then discuss **Slide 27**. Even after the discovery of images, some children remain reluctant to disclose the sexual abuse. Some children continue to deny they have been abused even after the images are discovered. There is even more secrecy in cases of child sexual abuse with images. In addition to the reasons listed on Slide 27, some children will not disclose because they feel a loyalty to, or fear of, the perpetrator. Sometimes the child is unaware images were created.



**Slides 28-32** cover how the impact on the victim of child sexual abuse images differs from the impact on the victim who has experienced child sexual abuse without image production. The continuation of sexual abuse creates consequences for victims of child sexual abuse images. The permanency of the images distributed over the Internet exacerbates the impact of child sexual abuse. Knowing that the images of their abuse is being viewed by so many people and cannot be removed is unbearable for some victims. They may believe that everyone is a potential perpetrator because anyone at any time has the ability to see the images.

In addition to the content in the slides, discuss the following points:

- There are varying impacts between victims involved in production for a brief time versus a longer period, with those victims involved over a longer period describing intense isolation, growing anxiety, and fear.
- Victims feel powerless – nothing they could do about the victimization.
- Victims have feelings of powerlessness and helplessness because there is an inability to gain control over child sexual abuse images that have been distributed. Clinicians call these emotions “psychological paralysis.”
- Victims have severe trauma symptoms, especially anxiety and self-destructive behaviors.
- Victims must deal with the reality that their images may be used to facilitate the sexual abuse of other children.
- Victims may have been shown their images during the criminal investigation phase. The advocate must be prepared to deal with the victim’s perceived betrayal by the multidisciplinary team.
- Research shows that among victims, there is an increased level of denial of their exploitation due to their feelings of shame and self-blame.
- The impact of distribution depends on victims’ ability to comprehend the implications. Younger children do not fully grasp the concept of images being permanent.

### The Disclosure of the Victim of Child Sexual Abuse Images

- Many victims never disclose their abuse or the fact of the images
- Usually pictures are discovered first, then the sexual abuse is discovered
- Reasons victims will not disclose:
  - Required to smile or appear to be “enjoying” the abuse
  - Appear to be letting abuse happen
  - Coerced to participate in their own abuse or that of other children
  - Shown images of their own abuse by the perpetrator with threats to show images to others if they do not cooperate
  - Have feelings of guilt, shame, and/or fear

Baltimore Child Abuse Center

27

### Impact on the Victim

- Everyone is a potential perpetrator
- Permanent and ongoing victimization
- Harm related to the child sexual abuse endured during creation of images and harm proceeding from circulation and consumption
- The sexual abuse is not perceived as in the past but rather it continues in the present
- Researchers and clinicians say victims are in a state of “psychological paralysis” – state experienced by victims due to an inability to move forward

Baltimore Child Abuse Center

28

### Impact on the Victim

- Increased sense of shame, guilt, and self-loathing for victims of child sexual abuse images because perpetrators frequently force victims to smile and to appear to be enjoying the abuse to make it more appealing for consumers
- Withdrawn, unable to socialize, and reluctant to venture outside
- Immediate response: fighting and aggression, inappropriate sexual behavior, and eating problems

Baltimore Child Abuse Center

29

### Impact on the Victim

- Extent to which child sexual abuse victims experience ongoing trauma are dependent on a number of factors including:
  - Support of caregiver
  - Victim’s relationship to perpetrator,
  - Victim’s age and gender
  - Whether they received counseling
  - Whether they have strong informal support systems
- Shame and guilt dominate feelings; shame and powerlessness generally in child sexual abuse but in images cases, feelings are even greater

Baltimore Child Abuse Center

30

- There are a large number of “unknown perpetrators” who have access to images anywhere and anytime.
- Victims of youth produced images have lower levels of trauma due to the belief that their behavior was socially acceptable and normal. (They often have underlying issues, such as unsupportive families, low self-esteem, past sexual victimization, pressure from a romantic partner); some believe they should be able to do what they want with their bodies.

Show **Slide 33**, “Strategies to Assist the Victim”, and discuss content on the slide. It is important to assist the victim with some basic strategies from the beginning.

- Prepare the victim on the possible use of cameras during the investigation process.

As shown on **Slides 34-35**, the victim of child sexual abuse images must have ongoing, effective, and long-term support. Research shows the need to provide long term support to victims.

- Victims want to learn helpful techniques to relieve anxiety. The fact of permanence is an extra burden in trying to cope and victims want to find closure.
- They suffer ongoing and daily experiences of victimization. Unfortunately, few treatment strategies have been identified specific to victims of child sexual abuse images.
- The victim’s coping style and the support of the victim’s family are some of the factors influencing shame.
- Encourage caregivers to be understanding, patient, and nurturing. Help the caregiver understand that a wide range of emotions will be experienced by the victim and possibly, the caregiver.
- Psychoeducation for victim and family regarding grooming processes often used by perpetrators. Psychoeducation provides education and information to the victims and their caregivers.

### Overview of Training

- I. Defining Child Sexual Abuse Images
- II. The Impact of Child Sexual Abuse Images on the Victim
- III. The Impact of Child Sexual Abuse Images on the Caregiver of the Victim
- IV. Assisting the Victim through the Children’s Advocacy Center Process
- V. The Legal Rights of the Victim
- VI. Serving the Victim

31

32

*To some part of me it's like it keeps part of me trapped in that knowing those images are out there and there are people enjoying them – it's like it replicates the abuse over and over. And that I can't do anything about that.*

-Victim of Child Sexual Abuse Images

33

### Ongoing, Effective Support for Victims

- Cannot approach victims where technology has been used as post-trauma as they are still very much living and experiencing the trauma
- Victims may have more triggers and ongoing anxiety
- Trauma-Focused Cognitive Behavioral Therapy or Cognitive Processing is often used
- Victims may need longer treatment because they stay in a heightened trauma state for a longer time; must have trauma informed therapist
- Caregiver must be committed to staying and attending to child’s needs

34

### What Can Be Expected in Therapy

- High levels of anxiety
- Secrecy
- Lack of Full Disclosure
- Shame and guilt
- Gripping Fear
- Increased Depression
- Heightened Anger
- PTSD
- Difficulty in establishing closure

35

# The Impact of Child Sexual Abuse Images on the Caregiver of the Victim

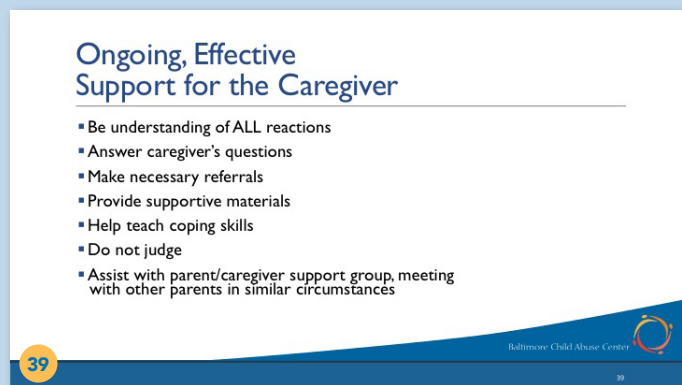
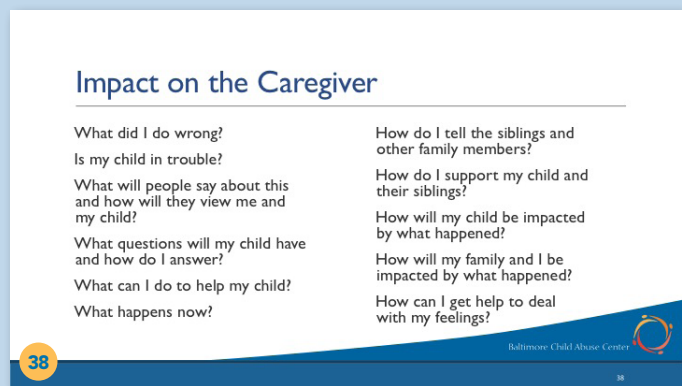
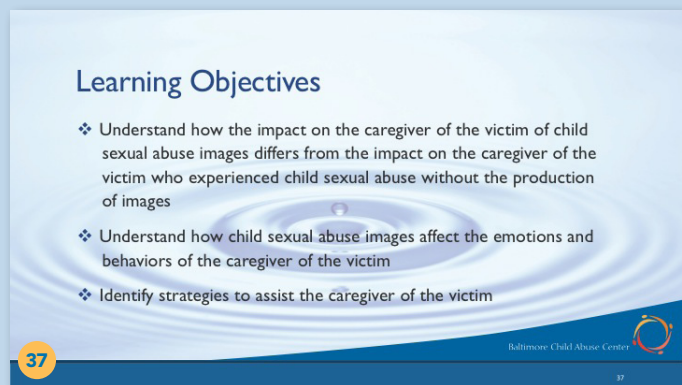
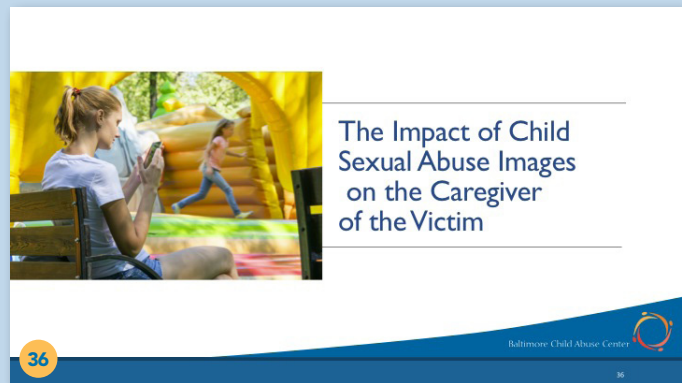
Introduce the third section, The Impact of Child Sexual Abuse Images on the Caregiver of the Victim on **Slide 36**.

Display **Slide 37** and ask participants to read the Learning Objectives for this section.

The Learning Objectives of this section are:

- Understand how the impact on the caregiver of the victim of child sexual abuse images differs from the impact on the caregiver of the victim who experienced child sexual abuse without the production of images
- Understand how child sexual abuse images affect the emotions and behaviors of the caregiver of the victim
- Identify strategies to assist the caregiver of the victim

Review **Slides 38-39**. A child's response when having experienced childhood trauma, largely depends on the response of the primary caregiver. The security of the attachment bond with the caregiver mitigates against additional and ongoing trauma. When the child has a consistent and predictable caregiver, the child can learn to regulate and modify their internal states and develop a sense of interpersonal security.





# Assisting the Victim through the Children's Advocacy Center Process

Introduce the forth section, *Assisting the Victim through the Children's Advocacy Center Process* on **Slide 40**.

Display **Slide 41** and ask participants to read the Learning Objectives for this section.

The Learning Objectives of this section are:

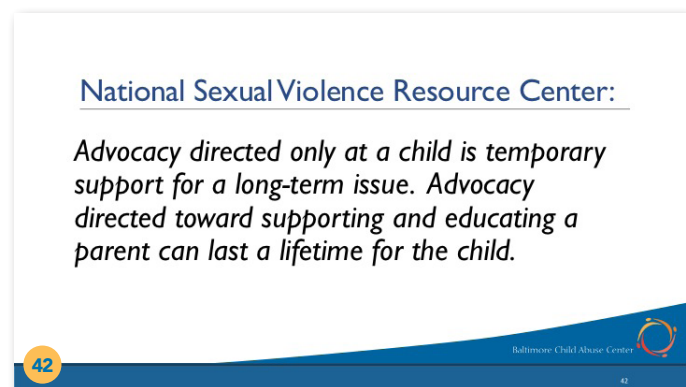
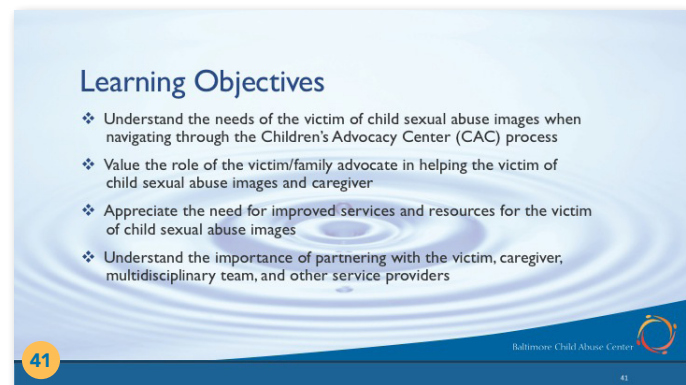
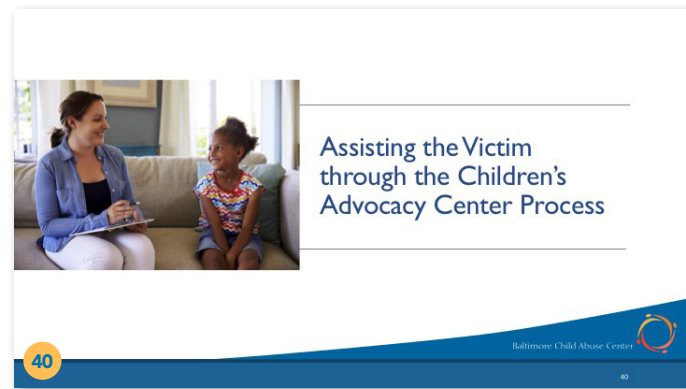
- Understand the needs of the victim of child sexual abuse images when navigating through the Children's Advocacy Center process
- Value the role of the victim/family advocate in helping the victim of child sexual abuse images and caregiver
- Appreciate the need for improved services and resources for the victim of child sexual abuse images
- Understand the importance of partnering with the victim, caregiver, multidisciplinary team, and other service providers

Ask participants to read **Slide 42**, a quote from the National Sexual Violence Resource Center's *Advocate's Guide: Working with Parents of Children Who Have Been Sexually Assaulted*. The victim/family advocate is the central person who tracks all of the different systems in which the child and caregiver are involved. The advocate serves as "ambassador, interpreter, champion, partner, and liaison," (NSVRC, 2015).

## Activity: What is Advocacy?

Label a flipchart with the word "Advocacy."

Ask participants to walk to the flip chart and write down the first idea that comes to their mind that describes "advocacy" to them. Read the answers to the group once everyone is finished. The purpose of this exercise is to help participants think about their role as an advocate as you begin this section.



Show **Slide 43** and discuss with participants the many roles the Victim Advocate/Family Advocate (VA/FA) has.

- The VA/FA's role is to refer the victim and caregiver to mental health treatment.
- The VA/FA should also educate the victim and caregiver about the impact of child sexual abuse images on the victim and caregiver.
- The VA/FA should not give legal advice but should support the victim and caregiver through the legal process.

Ask participants to look at the excerpt from the *National Children's Alliance Standards for Accreditation Victim Support and Advocacy* handout. Review the roles of the VA/FA.

*Note: Additional handouts will be given to participants at the end of the training that discuss strategies for assisting victims and caregivers in finding mental health treatment.*

**Slide 44** shows feedback given from victims of child sexual abuse images regarding the Children's Advocacy Center (CAC) and law enforcement processes. Victims want to be treated with more sensitivity by the multidisciplinary team (MDT). **It is essential as your client's advocate that you help the members of the MDT to understand the need to treat the victim and family with sensitivity.** Even the images should be treated as more than "just evidence."

- The CAC model brings together agency professionals involved in a case of child abuse and encourages the professionals to work together and keep the victim and the families at the center of the response.

**Slide 45** illustrates how all the systems in the child and family/caregiver's life must remember that the child and family are the center of the focus always. The VA/FA must serve as the representative for the child and as liaison to the other systems.

**How does the VA/FA serve the client?**

- Client Assessment
- Risk Assessment
- Safety Planning
- Cultural Needs
- Review of Victim's Rights and Crime Victim's Compensation
- Information Sharing
- Services
- Referrals
- Legal Process
- Case Review

43

**Understanding the Victim in the CAC Process**

- Interviews are distressing because victim has to describe crime in great details
- Victims want to be treated gently and questioned by someone they trust
- Victims do not want to feel forced
- Many victims do not like identifying themselves in images during forensic interviews
- Victims fear caregivers, family members, and other will see their images during CAC process and court proceedings
- Some victims were not ashamed or embarrassed during police questioning because they had been groomed to view posing for sexual images as normal or they were loyal to offenders who were father-figures or viewed as romantic partners

44

**The Primary Systems Who Work with the Children and Families**

Diagram illustrating the primary systems who work with children and families, centered around the Child/Family and Victim/Family Advocate. The systems include:

- Child Protective Services
- Mental Health Provider
- Law Enforcement
- School Representative
- Prosecutor
- Medical Provider

45

# The Legal Rights of the Victim

Introduce the fourth section, **The Legal Rights of the Victim** on **Slide 46**.

Display **Slide 47** and ask participants to read the Learning Objective for this section.

The Learning Objective of this section is:

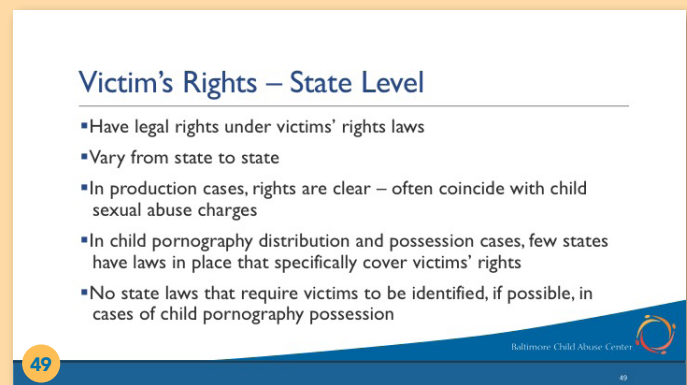
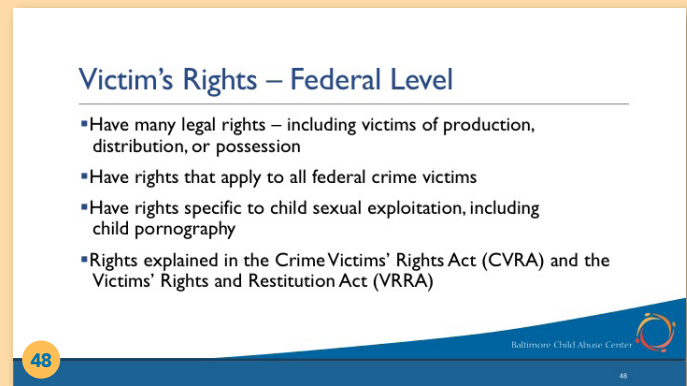
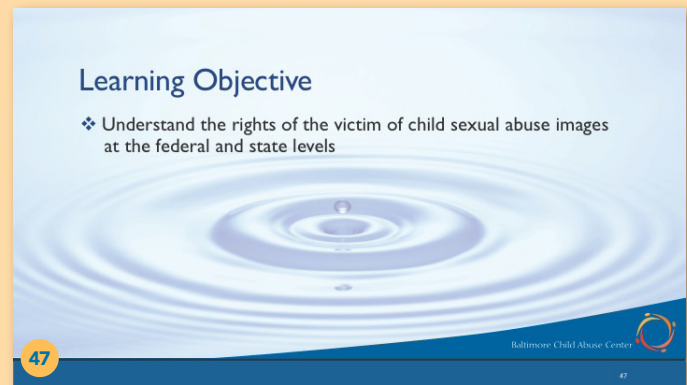
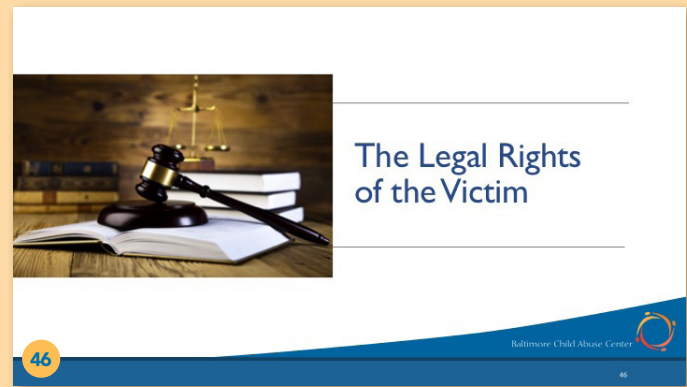
- Understand the rights of the victim of child sexual abuse images at the state and federal levels

*Note: Because the federal and state laws use the term child pornography, the terms child pornography and child sexual abuse images will both be used in this section.*

Victims have rights in the criminal process and civil process.

Show **Slide 48** and discuss the victim's rights at the federal level. Victims of federal child pornography crimes have many legal rights. This includes the production, distribution, or possession of child pornography. The rights of victims are stated in the Crime Victims' Rights Act (CVRA) and the Victims' Rights and Restitution Act (VRRRA).

Show **Slide 49** and discuss the victim's rights at the state level. Victims of state child pornography crimes also have legal rights. Every state has victims' rights laws and they also have laws that are specific to victims of child pornography but the rights vary from state to state. In state cases involving child pornography production, the victim's rights are very clear. Those cases often coincide with child sexual abuse charges. Few states have victim's rights laws in place that specifically cover the rights of victims of child pornography in possession/distribution cases but the state's general victim's rights laws will offer some protections. These laws do not, however, require child victims depicted in the images to be identified in possession/distribution cases.



Show **Slide 50** and discuss the victim's right to be notified at the federal level. According to the CVRA, crime victims have the right to notification of any public court proceeding or any parole proceeding involving the crime or the accused. According to the VRRRA, victims are to be informed of the status of the investigation, the arrest and filing of charges against the accused, and any other court proceedings involving the offender. Victims whose child sexual abuse images have been identified are entitled to rights and notification in cases where offenders are charged with possessing and distributing their images.

- Some victims could be involved in many federal child pornography possession and distribution cases if their child sexual abuse images were distributed online.
- The federal Child Pornography Victim Assistance (CPVA) program was developed to manage the notification process and to help victims manage the notifications they receive. The CPVA works with the images maintained by the National Center for Missing and Exploited Children's (NCMEC) program, the Child Victim Identification Program (CVIP). When images of child pornography are discovered by federal, state, or local law enforcement, the images are submitted to NCMEC. The images are compared to any images in the database and it is determined if those images are associated with any known victims.
- NCMEC notifies the FBI's Office of Victim Assistance (OVA) of any new victims. The OVA asks the investigating agency to obtain information from the victim about their notification preferences. The victim notification preference form allows victims to opt in or opt out of future notifications. The victim may change their mind at any time but opting out of notifications may cause the victim to not be able to exercise some of their rights as a victim. The FBI's OVA maintains the victim contact information. Once a victim turns 18 years old, the OVA must contact the victim and notify them of their rights because in cases involving minor victims, rights are exercised by the victim's legal guardian. Because of the sensitive nature of the issue, federal guidelines encourage

### Victim's Right to be Notified – Federal Level

- Under the CVRA, victims have the right to notification of any public court proceeding or any parole proceeding involving the crime or the accused
- Under the VRRRA, victims are to be informed of the status of the investigation, the arrest and filing of charges against the accused, and any other court proceedings involving the offender
- Identified victims of child pornography are also entitled to rights and notification in cases where offenders are charged with possessing and distributing their images
- Have the right to opt in or out of federal notification program

### Victim's Right to be Notified – Federal Level Reasons to Opt In

- Ability to know if and how often the images are being traded
- Feel some control over the situation
- Be part of future prosecutions
- Know what is going to happen with offenders
- Want to have a voice
- Want to know everything possible about the images

### Victim's Right to be Notified – Federal Level Reasons to Opt Out

- May cause additional trauma to victim
- May impede victim's ability to move forward with healing
- Victim may not care who has the images
- Victim or caretakers may not feel there has been harm done
- Family continues to support offender

the OVA to contact the guardian before the victim turns 18 to determine whether the child victim is aware of the crime.

Review handout: *Child Pornography Victim Assistance: A Reference for Victims and Parent/Guardian of Victims*

**Slides 51-52** explain reasons why a victim may choose to opt in or out of the federal notification process.

As shown in **Slide 53**, state level cases are less consistent with victim notification in child pornography possession and distribution cases. The federal CPVA is not permitted to share victim contact information with state or local law enforcement because of confidentiality concerns. There is no real ability to notify a victim of a state or local criminal case except in the state of Florida.

Show **Slide 54** and discuss the rights of victims in child pornography cases to be heard at sentencing is well established under federal law. Victims have the right to give a victim impact statement at sentencing under federal law, including in cases involving only possession of their image.

- At the state level, victims may make victim impact statements in cases of child pornography production. In cases of possession and distribution, few states have addressed this issue except for Florida. Florida has established clear rights for those victims. In some cases, state and local authorities may obtain a victim impact statement from the CPVA's database.
- The FA/VA may be asked to help the victim prepare the victim impact statement.

**Slide 55** explains the victim's right to privacy. Again, in the federal system, the victim's rights are established by law. The rights of the victim vary state to state. Victims worry about their privacy and how their images are being secured and who is seeing them.

### Victim's Right to be Notified – State Level

- Cases are less consistent with victim notification in child pornography possession and distribution cases
- Federal Crime Pornography Victim Assistance Program (CPVA) is not permitted to share victim contact information with state or local law enforcement because of confidentiality concerns
- No real ability to notify a victim of a state or local criminal case except in the state of Florida

53

Baltimore Child Abuse Center

53

### Victim's Right to be Heard – State and Federal Levels

- Right to be heard at sentencing is established under federal law
- Have the right to give a victim impact statement at sentencing under federal law, including in cases involving only possession of the victim's image
- May make victim impact statements in cases of child pornography production at the state level
- In cases of possession and distribution, few states have addressed this issue except for Florida
- Florida has established clear rights for victims of child pornography possession and distribution
- In some cases, state and local authorities are able to get a victim impact statement from the CPVA's database

54

Baltimore Child Abuse Center

54

### Victim's Right to Privacy – State and Federal Levels

- Laws in place to address issues of privacy and the right for victims to be treated with dignity at the federal level
- A victim's right to privacy varies from state to state
- Victims are concerned about:
  - Negative media attention
  - Security of the images within the justice system
  - Police, social workers, and others in the system viewing the images
  - Judges and juries viewing the images

55

Baltimore Child Abuse Center

55

# Conclusion

Introduce the final section, **Conclusion** on **Slide 56**.

Review **Slide 57**. Resiliency and self-care are essential in victim and family advocacy. Advocates must put themselves first in order to give the best to the victims and their caregivers. Discuss the ways an advocate can practice self-care.

Show **Slide 58**. As Victim and Family Advocates, you must encourage others to not solely focus on what it is in the image but the fact that the image of the child being sexually abused may never go away. To the child, everyone the child sees could possibly be a perpetrator of the child's sexual abuse. Professionals must work together to identify, approach, and help the victims of child sexual abuse images. You, as the advocate, will assist the victim and caregiver through this difficult journey. You **will** make the difference for this child.

- Answer any final questions.
- Thank participants for attending.

Pass out additional resource handouts:

- *Trauma and Families: Fact Sheet for Providers*
- *Tips for Finding Help*
- *Questions to Ask Mental Health Providers*
- *Advocating for the Victim of Child Sexual Abuse Key Points*

Ask all participants to complete a training evaluation form.

**Conclusion**

- ❖ Self-care
- ❖ Questions
- ❖ Additional handouts
- ❖ Evaluation

**Thank you!**

56



57



**HEALTHY YOU**

***TO MAKE A DIFFERENCE IN  
SOMEONE'S LIFE,  
you don't need to be gorgeous, rich,  
famous, brilliant, or perfect.  
You just have to care.***

*Mandy Hale*

58

This project was supported by Grant # BALT-MD-RDVF17 awarded by the National Children's Alliance.

## NCAC User Permission Statement

The research publications included in this training material were retrieved from the National Children's Advocacy Center's (NCAC) Child Abuse Library Online (CALO™) for use by professionals affiliated with NCA member Children's Advocacy Centers. The NCAC has granted permission for inclusion of these publications within this training material. The dissemination of publications retrieved from CALiO to persons outside of CACs is a violation of copyright law. Questions regarding user rights and permissions may be directed to NCAC's Digital Information Librarian, Muriel K. Wells. [mwells@nationalcac.org](mailto:mwells@nationalcac.org)

## Works Cited

- Beech, Anthony, Ian Elliott, Astrid Birgden, and Donald Findlater. 2008. The Internet and child sexual offending: A criminological review. *Aggression and Violent Behavior*, 13, 216-228.
- Federal Bureau of Investigation. n.d. *Child Pornography Victim Assistance: A Reference for Victims and Parent/Guardian of Victims* [Brochure]. Washington, DC: Author.
- Leonard, Marcella. 2010. "I did what I was directed to do but he didn't touch me": The impact of being a victim in Internet offending. *Journal of Sexual Aggression*, 16, 249-256.
- Martin, Jennifer and Ramona Alaggia. 2013. Sexual abuse images in cyberspace: Expanding the Ecology of the Child. *Journal of Child Sexual Abuse*, 22, 398-415.
- National Center for Victims of Crime. 2014. *Improving the Response to Victims of Child Pornography*. Retrieved from [http://victims of crime.org/docs/default-source/Policy/improving-response-to-vcp\\_executive-summary.pdf](http://victims of crime.org/docs/default-source/Policy/improving-response-to-vcp_executive-summary.pdf).
- National Child Traumatic Stress Network. 2012. *The 12 Core Concepts – Concepts for Understanding Traumatic Stress Responses in Children and Families*. Retrieved from [http://www.nctsn.org/sites/default/files/assets/pdfs/ccct\\_12coreconcepts.pdf](http://www.nctsn.org/sites/default/files/assets/pdfs/ccct_12coreconcepts.pdf).
- National Child Traumatic Stress Network. n.d. *Tips for Finding Help: Recommendations from the National Child Traumatic Stress Network*. Retrieved from [http://www.nctsn.org/sites/default/files/assets/pdfs/tips\\_for\\_finding\\_help.pdf](http://www.nctsn.org/sites/default/files/assets/pdfs/tips_for_finding_help.pdf).
- National Child Traumatic Stress Network. 2011. *Trauma and Families: Fact Sheet for Providers*. Retrieved from [http://www.nctsn.org/sites/default/files/assets/pdfs/family\\_systems\\_factsheet\\_providers.pdf](http://www.nctsn.org/sites/default/files/assets/pdfs/family_systems_factsheet_providers.pdf).
- National Child Traumatic Stress Network. 2013. *Questions to Ask Mental Health Providers*. Retrieved from <https://learn.nctsn.org/course/view.php?id=25>
- National Children's Alliance. 2017. Standards for Accredited Members. Retrieved from <http://www.nationalchildrensalliance.org/sites/default/files/downloads/NCA-Standards-for-Accredited-Members-2017.pdf>
- Reid, Joan. 2017. Child pornographic exploitation. *Sexual Assault Report – Civic Research Institute*. March/April 2017.
- Streeck-Fischer, Annette and Bessel van der Kolk. 2000. Down will come baby, cradle and all: Diagnostic and therapeutic implications of chronic trauma on child development. *Australian and New Zealand Journal of Psychiatry*, 34, 903-918.
- Taylor, Max and Ethel Quayle. 2003. *Child pornography: An internet crime*. London, England: Brunner-Routledge.
- Von Weiler, Julia, Annette Haardt-Becker and Simone Shulte. 2010. Care and treatment of child victims of child pornographic exploitation in Germany. *Journal of Sexual Aggression*, 16, 211-222.
- Yamato, DeAnn. 2015. *Trauma informed parenting tip sheet*. Retrieved from [http://www.nsvrc.org/sites/default/files/publications\\_nsvrc\\_guides\\_the-advocates-guide-working-with-parents-of-children-who-have-been-sexually-assaulted.pdf](http://www.nsvrc.org/sites/default/files/publications_nsvrc_guides_the-advocates-guide-working-with-parents-of-children-who-have-been-sexually-assaulted.pdf).

# ACKNOWLEDGEMENTS

This project was supported by Grant # 2015-CI-FX-K001 awarded by the Office of Juvenile Justice and Delinquency Prevention, Office of Justice Programs, U.S. Department of Justice. The opinions, findings, and conclusions or recommendations expressed in this publication are those of the authors and do not necessarily reflect those of the Department of Justice.

**Special thanks to the National Children's Alliance for making this publication possible.**



NATIONAL  
CHILDREN'S  
ALLIANCE®

## About Baltimore Child Abuse Center

Baltimore Child Abuse Center provides victims of child sexual abuse, trauma, and other Adverse Childhood Experiences with comprehensive forensic interviews, medical treatment, and mental health services with a goal of preventing future trauma through community education and advocacy.

The nationally accredited BCAC opened its doors to children and families in crisis in 1987 in response to growing awareness that sexually abused children were not only suffering the lasting effects of abuse, but they were also being re-victimized by the lengthy and often repetitive investigative process intended to help them. BCAC has since developed a coordinated response that has resulted in timely, child-sensitive investigations of child sexual abuse in Baltimore City.

Year after year, BCAC helps over 1,000 children and their families by providing free services to ensure a healthy recovery. BCAC not only provides services for victims of child abuse, but has expanded to help children who have been sexually assaulted, victims of human trafficking, victims of Internet exploitation, medical exams for children entering foster care, and witnesses to homicide and violence.

BCAC stands as a leader in training which prevents future trauma. Over the last five years, staff has instituted a number of training initiatives that now enlighten over 9,000 youth-serving professionals from schools, summer camps, law enforcement, and other Children's Advocacy Centers each year.

This work protects tens of thousands of children under the care of these professionals from future abuse.

To learn more about Baltimore Child Abuse's professional development and training programs, visit: <https://www.bcaci.org/pages/training/>.

### Publication written by:

Alison D'Alessandro, MA, Senior Training Specialist

### Project directed by:

LeeAnne Woods, Esq, Grants Manager

### Research conducted by:

Hilary Parker, MAPP, Special Assistant

### Contributors & Reviewers:

Adam Rosenberg, Esq., Executive Director  
LaDonna Morgan, Chief of Staff  
Kerry Hannan, PhD, Director of Forensic Services  
Iona Rudisill, LGSW, Anti-Trafficking Manager  
Janet Imbosia, Anti-Trafficking and  
Exploitation Coordinator  
Drew Fidler, LCSW-C, Director of Community  
Outreach and Education  
Denielle Randall, LGSW, Family Advocate  
Katherine Esser, Bilingual Child and  
Family Therapist

### Graphic Design by:

Pinnacle Communications



