
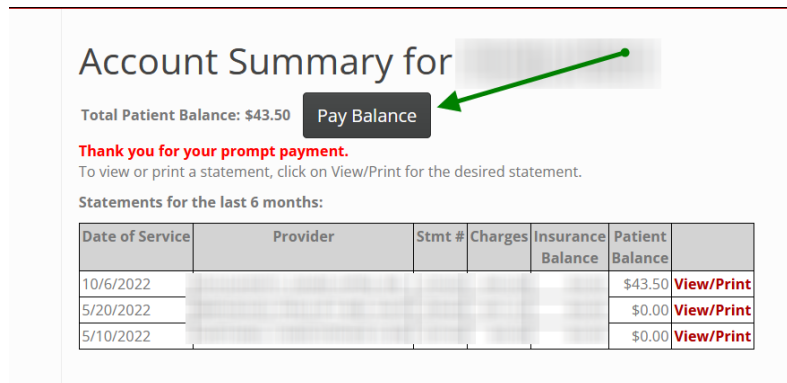


To pay your Campus Health bill via the Patient Portal:

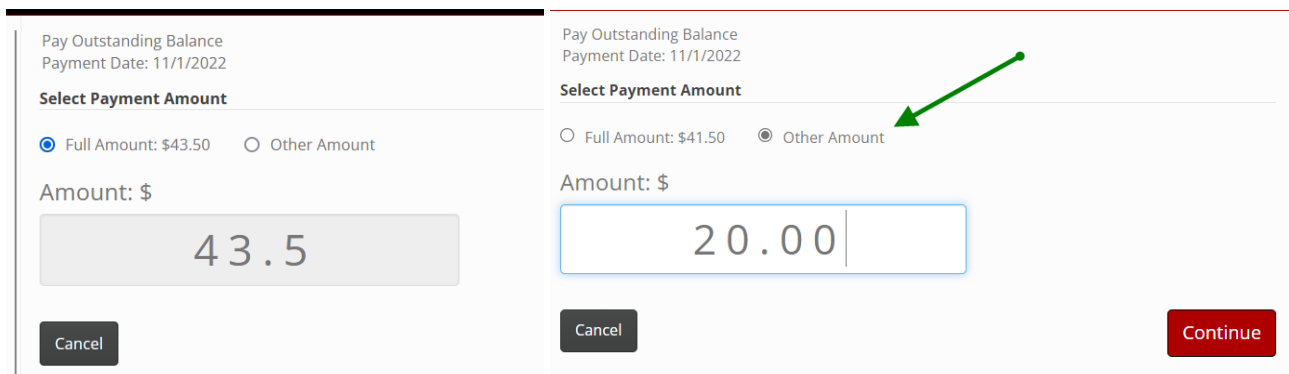
1. Go to <https://louisvilleportal.pointnclick.com> and select “Student, Staff or Faculty”
2. Log in with your ULink userid and password
3. Enter your date of birth to confirm your identity and click on “proceed”
4. On the left navigation bar, scroll down and select “Account Summary”



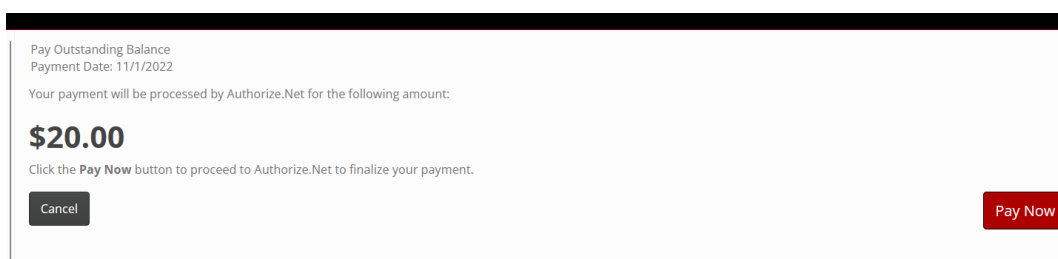
5. Select “Pay Balance” (even if you are only going to make a partial payment)




6. Select either “Full Amount” or “Other Amount” – if other, enter amount you wish to pay and click “Continue”:



7. Click the “Pay Now” button:

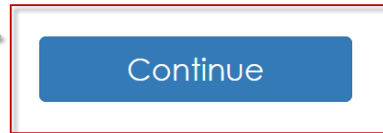


8. Enter your payment information and click "Pay":

 Card Number *	Exp. Date *	Card Code
Billing Address		
First Name	Last Name	
Billing Country USA ▼	Zip	
Street Address	City	
State	Phone Number	
<input type="button" value="Pay"/>		<input type="button" value="Cancel"/>

9. **IMPORTANT! You must click "Continue" for your payment to be posted to your account!**

Tue Nov 01 2022 3:10:54 PM



Thank you for your payment.

\$ 

[Hide Details](#)

If you have any questions or issues, contact Campus Health Services at 502-852-6479 or chsbills@louisville.edu.