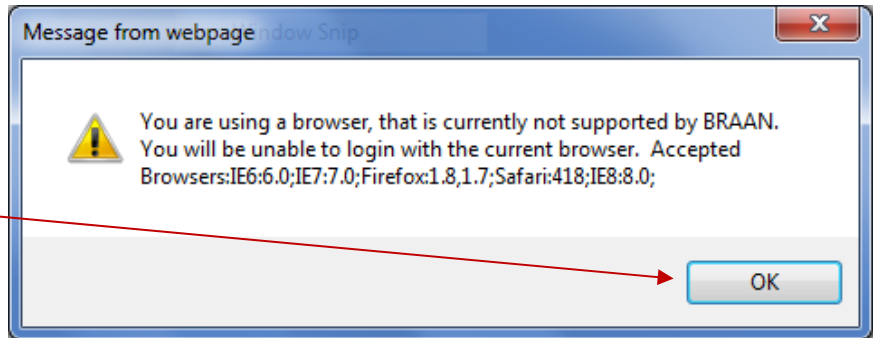
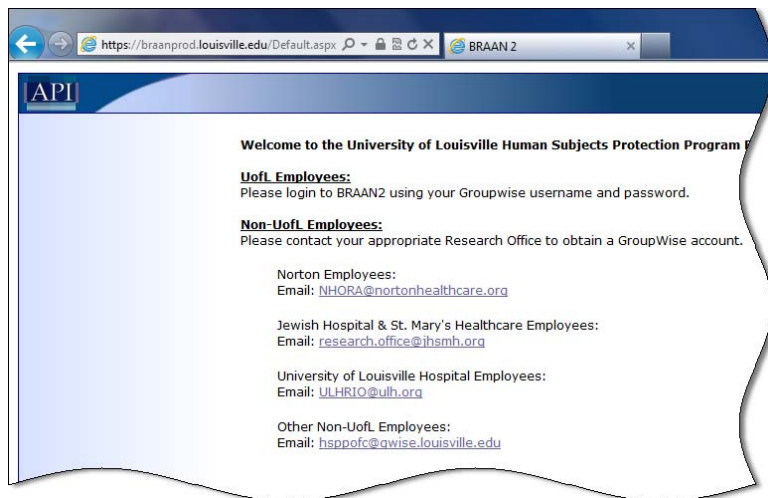


How to access BRAAN2 using Internet Explorer 9.0

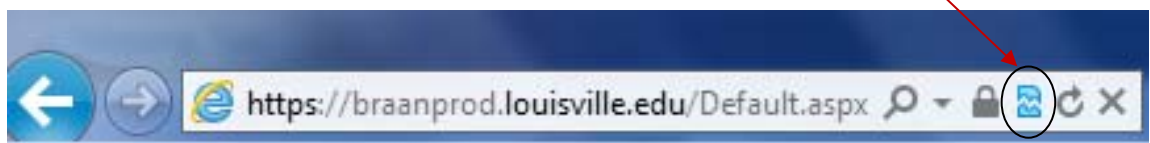
1. When you navigate to the URL <https://braanprod.louisville.edu/> you may see this popup. If you do, click the OK button.



2. BRAAN2 will open, but it will not contain the LOGIN boxes.



3. At the top of your browser, to the right of the URL you will see the compatibility icon. Click the icon.



4. The LOGIN boxes will appear in the window and you can login to BRAAN2 as you normally do.

