






Responsibility	
Unit Goals	Institutional Goals

University of Louisville Strategic Plan 2008-2020 Scorecard*
Kent School of Social Work

Outcomes	2010 Progress	2011 Progress	2012 Progress	2013 Progress	2014 Progress	2015 Progress
 Educational Excellence						
1.1 Increase number baccalaureate degrees awarded annually	23	20	48	45	55	61
1.1c Decrease student to faculty ratio (student headcount/tenure and tenure-track faculty)	28.0	24.0	23.3	25.9	32.5	34.5
1.3 Increase doctorate degrees awarded annually	10	3	3	3	6	5
 Research, Scholarship, and Creative Activity						
2.1a Increase total grant and contract expenditures	\$2.6M ¹	\$2.9M	\$3.9M	\$2.5M	\$1.6M	\$1.4M
2.1b Increase federal research grant and contract expenditures	\$1.6M ¹	\$1.9M	\$2.3M	\$1.3M	\$0.730M	\$0.446M
2.1c Increase total grant and contract awards	\$5.6M	\$4.3M	\$4.3M	\$4.0M	\$4.0M	\$4.6M
2.3a Increase number of faculty peer-reviewed publications (articles in high impact journals, university presses, academic publishing houses, or other outlets for peer-reviewed scholarship)	24	38	50	43	51	50
 Community Engagement						
3.2 Increase economic development/entrepreneurial activities	Progress	Progress	Progress	Progress	Progress	Progress
 Diversity, Opportunity, and Social Justice			Unit reworking plan to align with CPE statewide diversity plan			
4.2 Achieve annual goals specified in the University Diversity Plan	98%	Achieved		93%	95%	95%
4.2a Increase faculty teaching, studying, and conducting research outside the United States	7	6	8	5	3	4
4.2b Increase students studying and conducting research outside the United States	1	17	14	9	17	17
 Creative and Responsible Stewardship						
5.1b Annual philanthropy (development dollars) received³	\$111.9M	\$140.7M ²	\$0.143M	\$0.356M	\$0.320M	\$0.224M

*Note: The metrics in red represent overarching institutional goals. The metrics in black represent strategies/tactics to achieve the overarching institutional goals.

¹ NSF guidelines beginning with FY10 submission have been changed

² Kent portion of 2010-11 progress: \$332,453

³ Beginning with 2011-12 all academic units will be assigned a contributing goal and metric will be highlighted in yellow, previously shown in green as university-wide goal/performance