






University of Louisville Strategic Plan 2008-2020 Scorecard*
 School of Dentistry

Outcomes		2010 Progress	2011 Progress	2012 Progress	2013 Progress	2014 Progress	2015 Progress
	Educational Excellence						
1.1	Increase number baccalaureate degrees awarded annually	28	29	26	29	28	29
	1.1c Decrease student to faculty ratio (student headcount/tenure and tenure-track faculty)	13.6	13.2	14.4	14.9	15.7	16.5
	1.1i Increase number and level of degrees and credentials awarded in STEM fields during the academic year						
	1.1(i4) Health professions	NA	117	128	123 ⁴	171	164
	Research, Scholarship, and Creative Activity						
2.1a	Increase total grant and contract expenditures	\$8.2M ¹	\$8.5M	\$8.2M	\$7.4M	\$5.6M	\$5.1M
	2.1b Increase federal research grant and contract expenditures	\$6.3M ¹	\$6.7M	\$6.5M	\$5.5M	\$3.8M	\$3.2M
	2.1c Increase total grant and contract awards	\$7.8M	\$9.4M	\$5.7M	\$4.8M	\$5.4M	\$4.2M
	2.3a Increase number of faculty peer-reviewed publications (articles in high impact journals, university presses, academic publishing houses, or other outlets for peer-reviewed scholarship)	88	70	85	87	101	101
	Community Engagement						
3.2	Increase economic development/entrepreneurial activities	Progress	Progress	Progress	Progress	Progress	Progress
	Diversity, Opportunity, and Social Justice			Unit reworking plan to align with CPE statewide diversity plan			
4.2	Achieve annual goals specified in the University Diversity Plan	88%	Achieved		93%	95%	95%
	4.2a Increase faculty teaching, studying, and conducting research outside the United States	10	12	33	26	31	36
	4.2b Increase students studying and conducting research outside the United States	6	19	9	18	14	40
	Creative and Responsible Stewardship						
5.1b	Annual philanthropy (development dollars) received³	\$111.9M	\$140.7M ²	\$5.7M	\$6.4M	\$7.2M	\$1.4M
5.5	Increase clinical operations						
	5.5a Increase Medical School Fund, Inc. (private practice plan)	\$2.4M	\$2.4M	\$2.54M	\$2.6M	\$2.5M	\$1.7M
	5.5b Increase Clinical Component of UofL Research Foundation (non-private practice)	\$6.6M	\$8.2M	\$7.6M	\$7.9M	\$8.7M	\$9.2M

*Note: The metrics in red represent overarching institutional goals. The metrics in black represent strategies/tactics to achieve the overarching institutional goals.

¹ NSF guidelines beginning with FY10 submission have been changed

² Dentistry portion of 2010-11 progress: \$3,398,513

³ Beginning with 2011-12 all academic units will be assigned a contributing goal and metric will be highlighted in yellow, previously shown in green as university-wide goal/performance

⁴ Beginning Fall 2012 and going forward, data definition revised to reflect CPE reporting structure to include all levels of STEM related degrees (undergraduate, graduate, professional)