





University of Louisville Strategic Plan 2008-2020 Scorecard


Outcomes	Baseline	2014	2020
 Educational Excellence			
• Increase the baccalaureate graduation rate	43.6%	52.4%	60.0%
• Increase number baccalaureate degrees awarded annually	2,328	2,675	3,074
• Increase need based and transfer financial aid	\$2.79M	\$5.47M	\$5.97M
• Increase student satisfaction (using NSSE criteria)	0 for 4	2 for 4	4 for 4
• Decrease student to faculty ratio (student.headcount/tenure and tenure-track faculty)	21.4 to 1	18 to 1	15 to 1
• Increase percentage (and number) of full-time students living on campus	19% (3,300)	28% (4,800)	TBD
• Improve critical thinking skills (achieve goals in Ideas to Action Plan)	Goals set	3 for 4	4 for 4
• Improve job placement and enrollment in graduate/professional programs for alumni	75%	80%	85%
• Increase Ph.D. degrees awarded annually	135	239	350
• Increase graduate degree programs in selected areas	1	18	23
• Increase number of nationally-recognized programs	30	45	60
• Phi Beta Kappa Chapter	Not Achieved	In Progress	Achieved
 <u>Research, Scholarship, and Creative Activity</u>			
• Increase total grants and contracts	\$171.2M	\$256M	\$400M
○ Increase total peer-reviewed federal grants and contracts (NIH and NSF)	\$67.2M	\$100M	\$193.5M
○ Increase non-federal research grants and contracts	\$34M	\$51M	\$76.5M
○ Increase non-research grants and contracts	\$70M	\$105M	\$130M
• Increase the number of investigators and scholars	*	60 more	180 more
• National Institutes of Health (NIH) Cancer Center Recognition	Not Achieved	In Progress	Achieved
○ Increase the number of NCI federal grants	*	30% Increase	100% Increase
• National academies memberships and faculty awards in arts, humanities, science, engineering, and health	7	13	20
• Increase number of top-tier publications (articles in high impact journals, books with top publishers)	*	30% Increase	100% Increase
• Increase the number of creative activities in premier venues	*	30% Increase	100% Increase

* Baseline still needs to be determined.

Outcomes	Baseline	2014	2020
 <u>Diversity, Opportunity, and Social Justice</u>			
<ul style="list-style-type: none"> • Achieve Kentucky Plan Goals 	7 for 8	8 for 8	8 for 8
<ul style="list-style-type: none"> • Increase faculty/students studying and conducting research outside the United States 	*	400	600
<ul style="list-style-type: none"> • Increase participation in international experiences and/or projects international in scope 	*	500	1,000
<ul style="list-style-type: none"> • Meet all three prongs of the goals for female athletic participation based on the OCR Title IX standards (at least one prong must be met to be in compliance) 	2 of 3	3 of 3	3 of 3
<ul style="list-style-type: none"> • Achieve annual goals specified in the University Diversity Plan 	85%	85%	85%
 <u>Citizen University</u>			
<ul style="list-style-type: none"> • Achieve goals of Signature Partnership Initiative (significant progress on 13 goals) 	Goals set	70%	100%
<ul style="list-style-type: none"> • Achieve indicators for Carnegie Classification for Community Engagement 	Not Achieved	Achieved	Achieved
<ul style="list-style-type: none"> • Increase university presence (number of activities) throughout Kentucky (e.g., City Solutions Institute, HSC outreach) 	*	10% Increase	20% Increase
<ul style="list-style-type: none"> • Improve ranking in the Sports Academy Directors' Cup 			
<ul style="list-style-type: none"> • License income received 	*	Top 30	Top 25
<ul style="list-style-type: none"> • Invention disclosures received and processed 	*	Increase by 25%	Increase by 50%
<ul style="list-style-type: none"> • Licenses/options agreements 	*	Increase by 25%	Increase by 50%
<ul style="list-style-type: none"> • Patent Applications 	*	Increase by 25%	Increase by 50%
<ul style="list-style-type: none"> • Increase clinical operations 	*	Increase by 25%	Increase by 50%
<ul style="list-style-type: none"> ○ Increase Medical School Fund, Inc (private practice plan) 			
<ul style="list-style-type: none"> ○ Increase Clinical Component of UofL Research Foundation (non-private practice) 	\$85M	\$114M	\$152M
	\$86.5M	\$116M	\$155M

* Baseline still needs to be determined.

**Item(s) still need to be developed for compliance and academic performance in athletics.

Outcomes	Baseline	2014	2020
 <u>Creative and Responsible Stewardship**</u>			
<ul style="list-style-type: none"> • Increase Endowment 	\$796.8M	\$1.5B	\$3B
<ul style="list-style-type: none"> • Increase compensation for faculty as compared to benchmark medians 	90 percent	95 percent	100 percent
<ul style="list-style-type: none"> • Increase compensation for staff as compared to benchmark medians 	90 percent	95 percent	100 percent
<ul style="list-style-type: none"> • Increase amount of fully-updated space <ul style="list-style-type: none"> ○ Percentage of replacement value of facilities budgeted for capital renewal ○ Increase space (assignable square feet) to reduce identified space deficit 	0.19%	1.50%	2.00%
<ul style="list-style-type: none"> • Increase energy efficiency—reduce energy used by gross square foot 	0	1.25M asf	2.5M asf
<ul style="list-style-type: none"> • Spur Economic Development by Implementing: 	0	5%	10%
<ul style="list-style-type: none"> ○ Belknap Campus Master Plan 	In Process	On Target	Fully Implemented
<ul style="list-style-type: none"> ○ Health Science Center Master Plan 	Developed	On Target	Fully Implemented
<ul style="list-style-type: none"> ○ Shelby Campus Master Plan 	Developed	On Target	Fully Implemented
<ul style="list-style-type: none"> ○ Haymarket TIF 	Developed	On Target	Fully Implemented

* Baseline still needs to be determined.

**Item(s) still need to be developed for compliance and academic performance in athletics.