



UNIVERSITY OF
LOUISVILLE[®]
It's Happening Here.

Just the Facts

2009–2010
louisville.edu

FACTS AND FIGURES

Name:	University of Louisville
Mission:	Kentucky's premier, nationally recognized metropolitan research university
Established:	1798
President:	James R. Ramsey
Student Body:	22,031 (Fall 2009)
Faculty and Staff:	6,086 (excluding instruction/research assistants)
Alumni:	More than 100,000 residing in the United States and around the world
Operating Budget 2009–2010:	\$946.3 million, including \$178.9 million from the commonwealth of Kentucky
Endowment:	\$599.7 million (FY 2009)
Federal Funding:	\$85.5 million (excluding financial aid)
Athletic Conference:	Big East
Mascot:	Cardinal





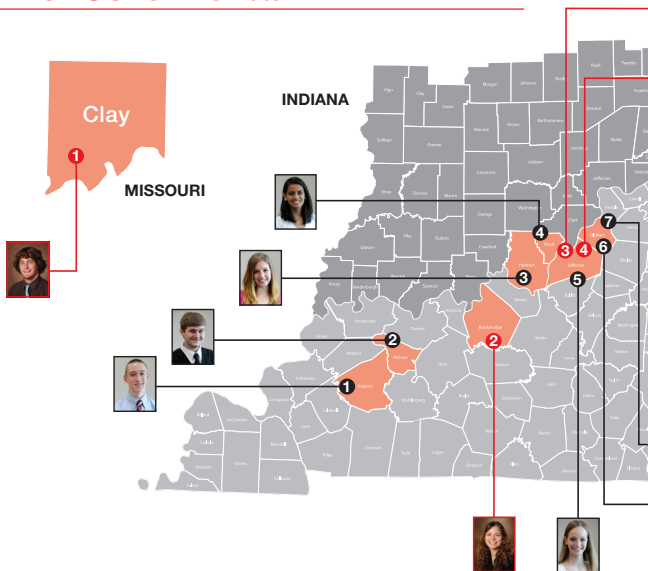
STUDENT ENROLLMENT FALL 2009

TOTAL	22,031
Full-Time Equivalent	17,897
Graduation Rate Survey (GRS) Cohort*	2,442
Full-Time	16,377
Part-Time	5,654
First-Time in College, Degree-Seeking	2,570
Undergraduate	15,619
Graduate	3,150
Doctoral Degree – Professional Practice**	2,001
Male	10,608
Female	11,423

* Indicates all first-time, full-time, baccalaureate degree-seeking students entering Summer/ Fall 2009.

** Formerly "First-Professional" students.


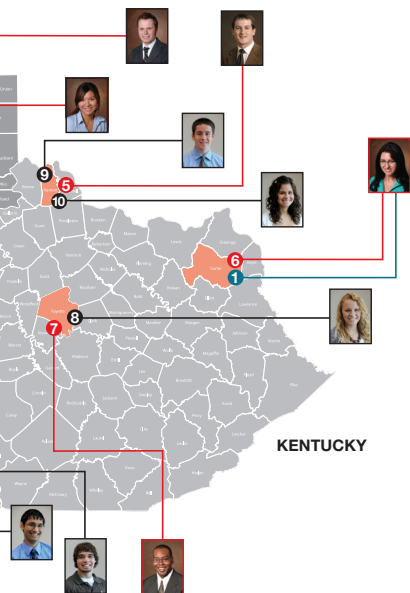
UOFL TOP SCHOLARS 2009



STUDENT ENROLLMENT FALL 2009


African American	2,452
Other Minorities	1,250
White	16,758
Nonresident Aliens	1,073
Not Reported	498
In-State*	17,285
Jefferson County	10,196
All Other Kentucky Counties	7,089
Out-of-State	4,746
Indiana Reciprocity	1,064
Other Out-of-State	3,682

* Indicates permanent residence at time of first admission to UofL.



University of Louisville Enrollment

Kentucky Fall 2009 Enrollment: 17,285
 Total Fall 2009 Enrollment: 22,031



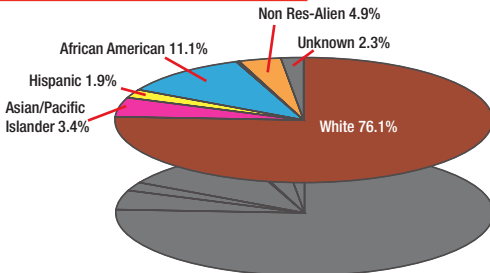
STUDENT GEOGRAPHICAL REPRESENTATION

FALL 2009

Countries	99
U.S. States and Territories	54
Kentucky Counties*	118

* Only two Kentucky counties (Bath and Menifee) are not represented. Based upon permanent residence at time of first admission to UofL.

ENROLLMENT BY ETHNICITY*



* American Indian or Alaskan Native enrollment is less than 1%.

STUDENT CLASSIFICATION FALL 2009

Freshman	4,026
Sophomore	2,972
Junior	3,075
Senior	4,130
Undergraduate – Non-degree seeking	430
Post-Baccalaureate – Degree seeking	407
Post-Baccalaureate – Certificate	110
Post-Baccalaureate – Non-degree seeking	284
Master's	2,791
Post Master's Certificate	2
Specialist	50
Doctoral	1,144
Post-Doctoral	117
Graduate – Non-degree	307
Professional Practice (Medicine, Dentistry, Law)	1,386
House Staff	591
Professional Practice – Non-degree	24
Auditor	7
High School (Dual enrolled)	178
TOTAL*	22,031

** Does not include students in the UofL/WKU joint engineering program*



Nearly 250 student groups, from academic and intramural teams to social organizations and clubs, offer every student a way to be involved.



STUDENT LIFE

FALL 2009

First-Time Freshmen Living on Campus	59.2%
Student Housing Occupancy Rate	95%
Recognized Student Organizations	262
National Greek Letter Fraternities and Sororities	26
Students in Fraternities/Sororities	9.5%
Sports Clubs	17

STUDENT GOVERNMENT ASSOCIATION OFFICERS

2009–2010

O.J. Oleka	President
Stephanie Bonenberger	Executive Vice President
Michael Rolf	Academic Vice President
Krista Woltermann	Services Vice President





ACADEMIC COLLEGES AND SCHOOLS

DEANS

College of Arts and Sciences	James B. Hudson
Brandeis School of Law	Jim Chen
College of Business	R. Charles Moyer
School of Dentistry	John J. Sauk
College of Education and Human Development.....	W. Blake Haselton*
School of Interdisciplinary and Graduate Studies	Beth A. Boehm*
Kent School of Social Work.....	Terry L. Singer
School of Medicine	Edward C. Halperin
School of Music.....	Christopher P. Doane
School of Nursing.....	Marcia J. Hern
School of Public Health and Information Sciences.....	Richard D. Clover
J.B. Speed School of Engineering	Mickey Wilhelm
University Libraries	Diane M. Nichols*

*Interim



DEGREES CONFERRED 2008–2009

Professional331
Doctorate142
Master's/Specialist	1,390
Post-Baccalaureate Certificate100
Baccalaureate	2,475
Associate20
Certificate31
TOTAL*	4,489

** Includes 13 baccalaureate degrees earned in the UofL/
WKU joint engineering program.*

GRADUATION RATE (GRS COHORT)


Six-Year Graduation Rate for First-Time, Full-Time, Baccalaureate Degree-Seeking Students Entering Fall 200348.4%
--	--------

RETENTION RATE

First-Year Retention Rate for First-Time, Full-Time, Baccalaureate Degree-Seeking Students Entering Fall 200878.5%
---	--------

AVERAGE ACT

First-Time, Baccalaureate Degree-Seeking Students Entering Fall 200924.5
---	-------



	TOTAL	Full-Time	Part-Time	Male	Female
FACULTY					
Professor	543	511	32	442	101
Associate Professor	411	388	23	254	157
Assistant Professor	575	518	57	313	262
Instructor	154	138	16	60	94
Lecturer	6	0	6	2	4
No Academic Rank/Other*	436	6	430	218	218
TOTAL	2,125	1,561	564	1,289	836
STAFF					
Exec./Admin./Managerial	132	128	4	76	56
Other Professional	2,294	2,168	126	790	1,504
Secretarial/Clerical	659	607	52	51	608
Technical/Paraprofessional	371	350	21	109	262
Skilled Crafts	160	158	2	156	4
Service/Maintenance	345	335	10	215	130
TOTAL	3,961	3,746	215	1,397	2,564

* "No Academic Rank/Other" includes temporary lecturers and other teaching staff and excludes instruction/research assistants.

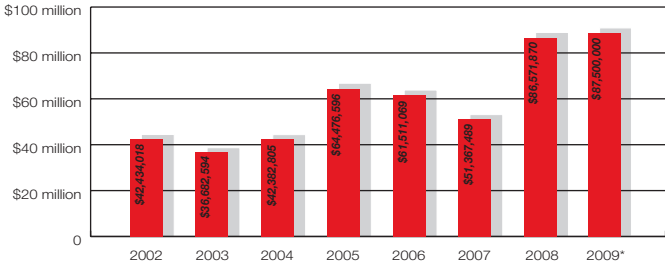
Non-Resident Alien	African American	AM Indian or Alaskan Native	Asian/Pacific Islander	Hispanic	White	TOTAL
FACULTY						
2	15	0	65	15	446	543
4	31	1	60	7	308	411
45	34	2	83	13	398	575
5	14	0	7	4	124	154
0	0	0	0	0	6	6
10	28	2	12	6	378	436
66	122	5	227	45	1,660	2,125
STAFF						
0	13	0	1	0	118	132
168	220	3	105	17	1,781	2,294
0	106	4	7	7	535	659
7	57	1	14	6	286	371
0	16	2	1	0	141	160
0	185	1	0	4	155	345
175	597	11	128	34	3,016	3,961

UofL faculty earning Fulbright Scholars in 2009 are lecturing in Belgium on American literature; studying suicide in India; and conducting research and lecturing on criminal justice in India.



Investing in Quality.

Philanthropic Support from Donors FY 2002–2009



In 2009, UofL produced Kentucky's only Rhodes Scholar—one of just 32 nationwide—and for the third consecutive year, seven students earned Fulbright scholarships.

BUDGET

2009–2010

Total \$946,332,000

REVENUE:

Tuition and Fees \$199,358,900

State Appropriations \$178,951,700

Grants and Contracts \$169,000,000

Athletic Revenue \$52,400,000

Other (includes clinics, hospital
& endowments) \$346,621,400

EXPENDITURES:

Salaries \$444,963,524

Fringe Benefits \$110,275,990

Operating Expenses \$254,554,474

Student Financial Aid \$82,224,521

Debt Service \$22,123,106


Hospital \$21,204,000

Capital Outlay \$10,986,385



GRANTS AND CONTRACTS FY 2009

Funding Sources	Number of Awards	Amount Received
Federal Government	236	\$85,586,452
Federal Flowthrough	185	\$22,158,975
State Government	85	\$11,282,014
Local Government	8	\$244,106
International	8	\$736,113
Industry	64	\$3,980,276
Private Nonprofit	104	\$7,531,841
Other	4	\$2,509,909
Subtotal	694	\$134,029,686
Clinical Trials	343	\$5,893,467
TOTAL	1,037	\$139,923,153



STUDENT TUITION AND FEES*

2009–2010

Undergraduate	
Resident	\$3,972
Nonresident	\$9,636
Graduate	
Resident	\$4,311
Nonresident	\$9,252
Brandeis School of Law	
Resident	\$7,220
Nonresident	\$14,490
School of Dentistry (full-time rate per year)	
Resident	\$21,576
Nonresident	\$49,100
School of Medicine (full-time rate per year)	
Resident	\$25,724
Nonresident	\$42,820

* Full-time rate per semester, excludes MBA tuition rates.

Please see tuition rate schedule at:

louisville.edu/finance/bursar/tuition/tuitionrates0910.html



A reciprocal agreement between Kentucky and Indiana allows residents of Clark, Crawford, Floyd, Harrison, Scott and Washington counties to pay in-state tuition rates.

Owsley Brown Frazier, Chair
Marie K. Abrams
Jonathan Blue
Ron Butt
Kevin Cosby
Brent Fryrear
Salem George
Robert Curtis Hughes
Rebecca Jackson
Melissa Laning
Mark Lynn
Frank Minnifield
Bruce Moore
O.J. Oleka
Steve Poe
J. Chester Porter
Debbie Scoppechio
William Selvidge
William Stone
Phoebe Wood

PRESIDENT'S STAFF

President	James R. Ramsey
Executive Vice President and Provost	Shirley C. Willihnganz
Executive Vice President and Chancellor for HSC	Larry Cook
Executive Vice President for Research	William M. Pierce*

* *Interim*



In 2009, UofL was named one of America's "Top 25 Best Neighbors" in the "Saviors of Our Cities Survey."

CONTACT AND PHONE NUMBERS

(AREA CODE 502)

Admissions, undergraduate	852-6531
Admissions, graduate	852-3101
Alumni Association	852-6186
Athletic Ticket Office	852-5151
Belknap & Covi Art Galleries	852-6794
Belknap Theatre Box Office	852-6814
Communications and Marketing	852-6171
Continuing Studies	852-6706
Dean of Students (Student Life)	852-5787
Development Office (University Advancement)	852-6588
Ekstrom Library	852-6757
External Affairs	852-6026
Financial Aid	852-5511
Gheens Science Hall & Rauch Planetarium	852-6664
Housing and Residence Life	852-6636
Institutional Research & Planning	852-6169
Metropolitan College	852-2749
Public Safety	852-6111
Registrar's Office	852-6522
Speakers Bureau	852-6026
University Operator	852-5555
Visitor Information/Tours	852-5516

The University of Louisville is an equal opportunity institution.



UNIVERSITY OF
LOUISVILLE

