

BRB Cleanroom Service Center Financial Report for FY 06/07

Prepared by
Wendy Metcalf, Administrative Associate

Dr. Kevin Walsh, Director
Mark Crain, Manager
Dr. Robert Keyton, Associate Director
Dr. Shamus McNamara, Assisting Director

August 22, 2007

Executive Summary

The Micro/Nano Technology Service Center concluded the fiscal year ending June 30, 2007 with a surplus of \$17,326. Table 1 summarizes the financial status of the Service Center for FY06/07 showing that Expenditures totaled \$223,743 and Revenues totaled \$241,069. Salaries supported through the Cleanroom Service Center were \$54,871 with Fringe Benefits of \$10,340 for a Total Personnel Cost of \$65,211 (Table 2).

Figure 1 presents Quarterly Revenue broken down by its source (Internal vs. External). Revenues steadily increased during the fiscal year, with approximately 75% of the revenues (\$179,208) generated by Internal Users and 25% (\$62,861) generated by External Users (Figure 2). A list of the Internal Faculty Users is given in Table 3 with their revenues graphed in Figure 3. Figure 4 depicts the revenue breakdown by department, with ECE faculty serving as the PIs on grants that generated 58% of the total internal income, followed by Bioengineering and Mechanical Engineering with 10% each. Table 4 gives a list of the External Users for FY06/07, with Zyvex (Texas), Assenti (Louisville) and Lexmark (Lexington) leading the way (Figure 5). Table 5 presents a comprehensive list of all the individual Internal Cleanroom Clients, including faculty, students, post-docs, and researchers.

Internal Revenue for the cleanroom predominantly consisted of monthly usage fees charged to faculty advisors and their respective grants for their students'/researchers' cleanroom access, but also included services performed by the Cleanroom staff for other UofL professors. Monthly cleanroom access was charged at a rate of \$750 per month for heavy user access and \$500 per month for light access*.

This report reflects only the expenses and revenues incurred through the Cleanroom Service Center account. It does not capture the additional personnel costs covered through outside sources (Crain/Yeager through University CAR and Lake/Metcalf/Cambren through the NSF EPSCoR grant which expires June of 2008). These additional personnel are extremely critical to the operation and success of the overall facility and strategies are being developed to continue their funding sources.

***Definitions:**

Light User @ \$500/month: A light user doesn't use the DRIE and has less than 4hrs of mask writing time in the month.

Heavy User @ \$750/month: A heavy user uses the DRIE, or prints over 15 hrs of LPG time, or uses large amounts of precious metal, or requires over 4 hrs of training.

TABLE 1 – FY06/07 BRB Cleanroom Service Center Balance Sheet

EXPENDITURES		FY 06/07
	SALARIES AND BENEFITS (S&B)	
	Professional & Administrative	\$37,298
	Classified	\$5,181
	Overtime	\$26
	Student	\$1,165
	Temp	\$11,201
	Health	\$6,598
	FICA	\$3,742
	TOTAL	\$65,211
	SUPPLIES AND EXPENSES (S&E)	
	Out-of-State Travel	\$648
	Lab Materials (quartzware, tweezers, gloves, booties, gowns, etc)	\$27,508
	Gas	\$7,531
	Demurrage	\$1,699
	Chemicals	\$31,400
	Resist	\$5,654
	Safety Items	\$6,571
	Wafers	\$33,120
	Contractual	\$750
	Office Supplies	\$1,489
	Books	\$290
	Software	\$468
	Stockroom	\$244
	Meeting	\$3,152
	Postal	\$117
	Photo Dup/Reprints	\$723
	Printing	\$75
	Cell Phone	\$1,220
	Equipment Maintenance	\$19,426
	Planning & Construction	\$1,500
	Computer	\$4,113
	Equipment	\$961
	Overnight	\$1,098
	Shipping	\$3,861
	Voice Network	\$477
	Data Network	\$630
	Physical Plant	\$92
	Voice Data Network	\$372
	Registration	\$475
	License & Permits	\$8
	Processing	\$500
	Business Meals	\$2,360
	TOTAL	\$158,532
	TOTAL EXPENDITURES	\$223,743
INCOME	USER FEE	
	Internal Users	\$179,208
	External Users	\$61,861
	TOTAL INCOME	\$241,069.
SURPLUS		\$17,326

TABLE 2 – Salaries for FY06/07

Payroll Detail for: S0083 FY 06/07			
	Salary	Fringe	Total
Aebersold,Julia Weyer	8,145.91	779.94	8,925.85
Cohn,Rachel Dunnigan	1,307.14	103.78	1,410.92
Habertzle,Glenna G.	5,207.13	2,028.21	7,235.34
Henson,John T	1,227.00	103.06	1,330.06
Jackson,Douglas James	5,152.50	516.63	5,669.13
Kieswetter,Ana Maria	32,666.69	6,718.87	39,385.56
Tegtmeier,Daniel J	1,165.00	89.44	1,254.44
	<u>54,871.37</u>	<u>10,339.93</u>	<u>65,211.30</u>

Figure 1 – Total Internal and External Revenue Generated by Quarter in FY06/07

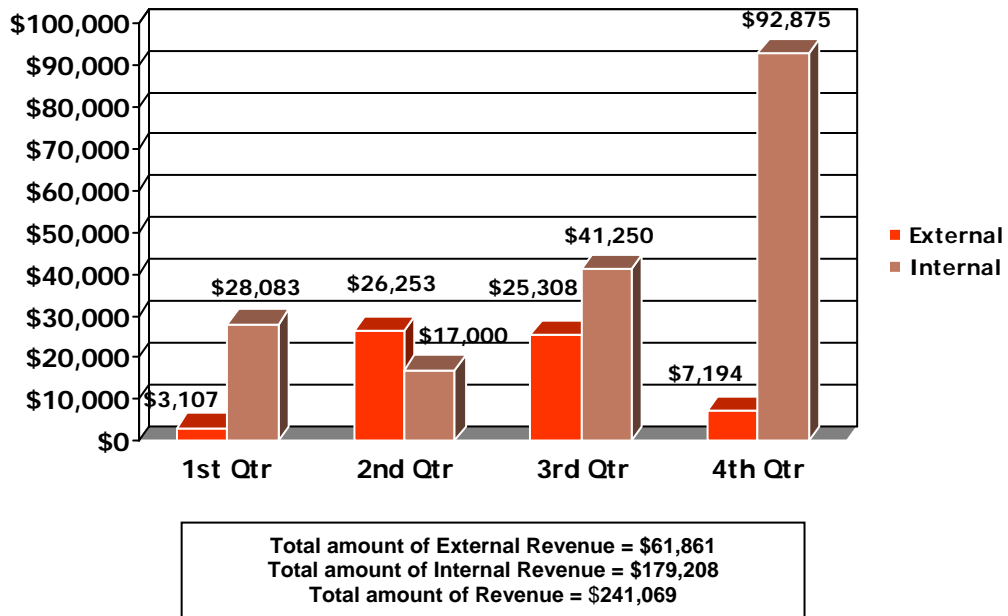


Figure 2 – Total Internal and External Revenue Generated in FY06/07

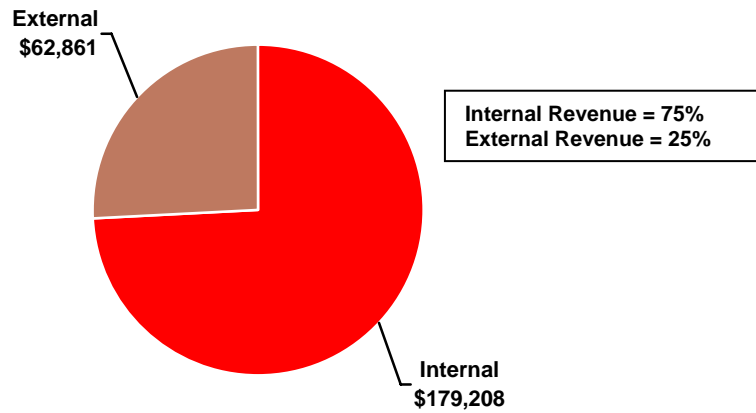


TABLE 3 – Internal Faculty Users in FY06/07

Alphenaar	ECE	\$34,000
Walsh	ECE	\$25,320
Harnett	ECE	\$17,913
Hnat	ME	\$17,687
Keynton	BE	\$14,375
McNamara	ECE	\$12,500
Spd. School	Speed	\$11,885
Baldwin	Chem	\$10,500
Gamini	Physics	\$8,500
ECE Department - ECE 400	ECE	\$6,170
Cohn	ECE	\$5,500
Mendes	Physics	\$4,759
Sethu	BE	\$3,500
Parola	CE	\$2,840
Jackson	ECE	\$2,500
Willing	ChE	\$659
Zamborini	Chem	\$500
Starr	ChE	\$100
Grand Total		\$179,208

Figure 3 – Internal Users in FY06/07

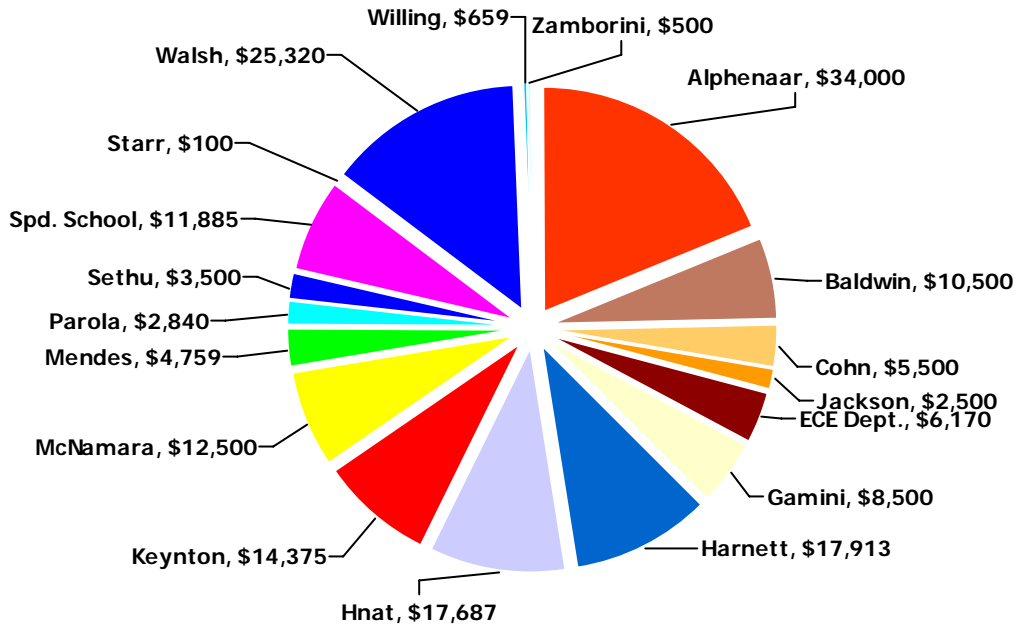


Figure 4 – Internal Revenue by Departments in FY06/07

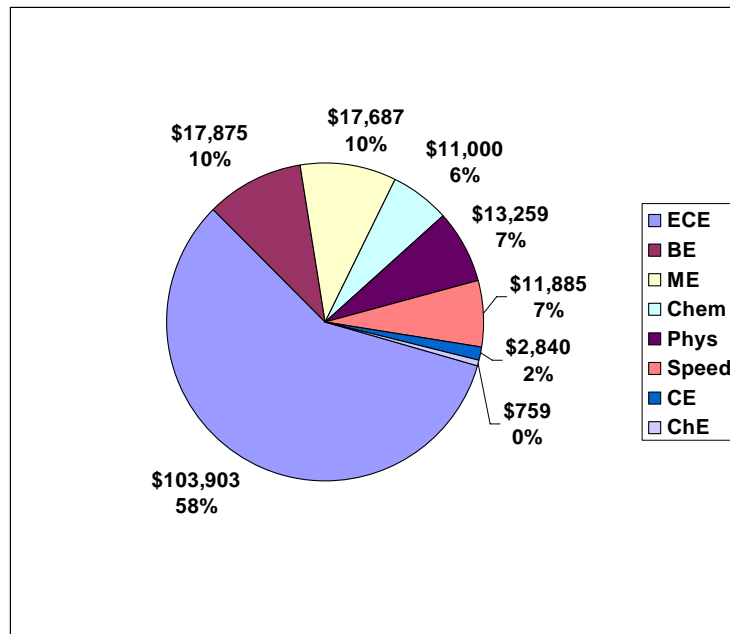


TABLE 4 – External Users in FY06/07

Zyvex Corp.	\$16,788
Assenti	\$14,902
Lexmark	\$9,980
NRL Grant	\$7,705
UK-Sumandea	\$3,820
UK Zhi Chen	\$2,256
Sentinel Pediatrics	\$1,651
Dr. Naber	\$1,301
Morehead University	\$1,000
NOVA Research, Inc.	\$975
UK-St. Omer	\$521
UK -Nasr A. Shuaib	\$453
Nomad	\$269
UK Elect. Eng. Department	\$120
Dr. Naber	\$120
Grand Total	\$61,861

Figure 5 – External Users in FY06/07

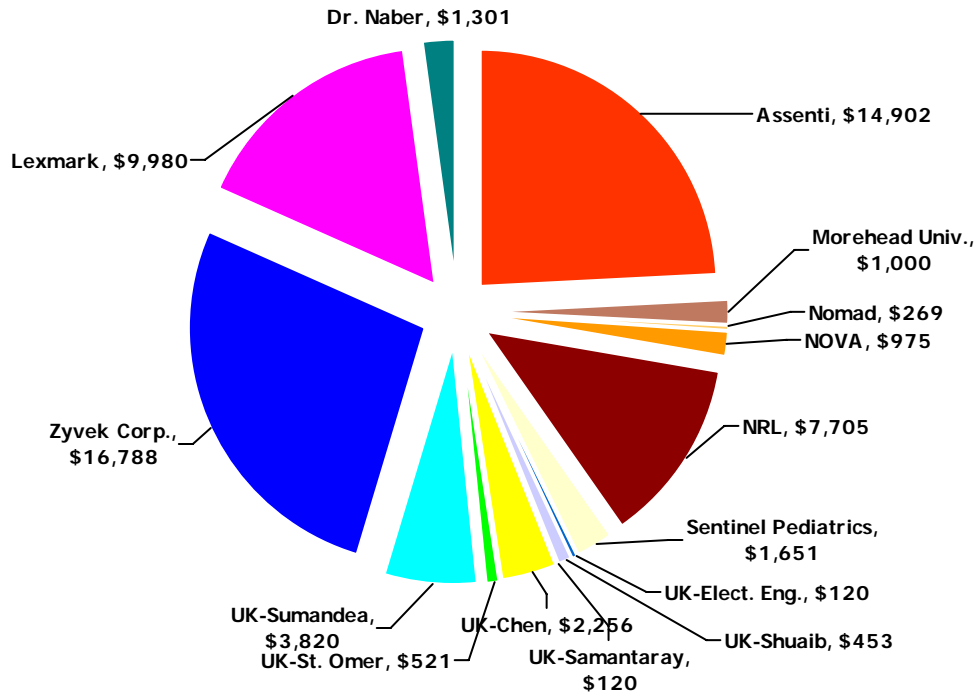


TABLE 5 – Summary of All Internal Clients for FY06/07

Faculty Advisors	Students/Post Docs/Researchers	
Dr. Bruce Alphenaar	Aebersold	Julia
Dr. Richard Baldwin	Bansel	Tanesh
Dr. Robert Cohn	Berry	Scott
Dr. Gamini Sumanasekera	Brangers	Baylor
Dr. Cindy Harnett	Carroll	Susan
Dr. William Hnat	Desai	Sharvil
Dr. Robert Keynton	Dobrokhotov	Vladimir
Dr. Shamus McNamara	Dorairaj	Ratish
Dr. Sergio Mendes	Douida	Abdelmajid
Dr. Palaniappan Sethu	Fletcher	Patrick
Dr. Kevin Walsh	Franco	Danielle
Dr. Francis Zamborini	Gopinath	Prashant
	Gordon	Josh
	Gowrishetty	Usha
	Hewaparakrama	Kapila
	Jalilian	Romaney
	Lin	Ji-Tzuoh
	Martin	Mike
	Mohite	Aditys
	Moiseeva	Evgenia
	Nagabhirava	Bhaskar
	Nguyen	Dung
	Pabba	Santosh
	Pai	Abhijeet
	Pereira	Marcelo
	Pharas	Kunal
	Radhika	Dasari
	Safir	Abdila
	Schuhmann	Thomas
	Scott	Rebecca
	Senousy	Yehya
	Shah	Hement
	Shanmugam	Hari
	Tegtmeir	Daniel
	Trada	Hiren
	White	William N
	Yamarthy	Chakravarthy
	Yazdanpanah	Mehdi