



How to Use Library Services for Current Awareness

University of Louisville Libraries
Kornhauser Health Sciences Library

<http://www.louisville.edu/library/kornhauser>

Keeping up with the most relevant publications in your field is made simpler by features of some of the electronic resources available to the UofL community. Web of Science, the Ovid system, and PubMed all offer simple ways to run, on a regular basis, searches designed to retrieve citations for the papers you need to see ASAP.

Each system makes it easy to print or email citations or to download them into bibliographic managers like ProCite or Reference Manager. All provide help within the system, both for creating and saving your search. Kornhauser Reference Librarians will be happy to help. Call 852-8532 or email kornref@louisville.edu.




Web of Science

Although they are packaged differently by their producer, The Institute for Scientific Information, the content of the *Current Contents* series and *Web of Science* are created from the same data stream and enter the two products at the same time. Using *Web of Science* you can approximate the results of a *Current Contents* update by setting up searches that will identify items of potential interest, saving the search, and running it on a periodic basis.

Advantages: Citations are available very quickly after publication.

Disadvantages: Coverage is more selective than MEDLINE. Searches are not run automatically by the system; they must be run by the user on the computer on which the searches were created.

To save a search:

- Click on *Science Citation Index* from the Kornhauser home page.
- To create a topical saved search or enter a topic in the *Quick Search* box or click on *General Search*.
- Click on  Create your search. You can use Boolean operators (AND, OR, NOT), nesting, or truncation (* is the truncation symbol). Use as many of the category boxes as you like. Keep in mind that if you enter items in separate categories, they will be "ANDed" together (ie, both concepts must be present in each record retrieved). Search help is available at the top of the screen.
- Click on  Be sure to select the sets you wish to use and how (AND / OR) you wish to use them. If your search is satisfactory to you, click on .
- You must register for this service. In the *Server Save* box edit the fields you wish to change. Click "Save" below when done.
- Searches can also be saved to your computer and run at your command.


Ovid

With an individual Ovid account, you can create searches in any of the Ovid databases and save them to be run automatically with every database update, with no further action on your part. The results will be emailed directly to the address you specify.

Advantages: Searches are automatic. There are many different databases available.

Disadvantages: MEDLINE is updated only after the data are processed by the National Library of Medicine and released to Ovid. PreMEDLINE, also available in Ovid as a separate file, contains partial records, released before NLM completes processing.

To create an AutoAlert

- Login to an Ovid database from the Kornhauser Library homepage.
- Create a search.
- Click on the *Personal Account* button located on the blue line at the top right of the screen.
- Create a *Personal Account*. Go back to the *Main Search* page by clicking [Main Search Page](#) on the green line.
- Click on the  **Save Search/Alert** button at the bottom of the *Search History* box. Type in a name for the search. Select *AutoAlert (SDI)*. Scroll down the screen and enter the recipient's complete email address and the subject of the output. Click on the boxes following to indicate your output, content, formatting and scheduling options.
- Click on *Save*.
- Results will be automatically emailed to the address you specified each time the database is updated.

PubMed

With its close association with NLM, the National Center for Biotechnology Information, producer of PubMed, has access to MEDLINE data and preliminary MEDLINE data (PreMEDLINE) more quickly than private vendors like Ovid. Many people are accustomed to the PubMed interface and find it to be a convenient, fast search engine. Always access PubMed from the Kornhauser Library homepage.

Advantages: Early access to citations.




Disadvantages: User must register for My NCBI.

To save a search

- Register for My NCBI.
- Create and run a search. Click on [Save Search](#) to the right of the query box.
- Name your search and indicate that you would like to receive email updates. Indicate how often and when you would like to receive email updates.

ScienceDirect

ScienceDirect provides subscribers with online access to the full text of more than 2,000 journals, representing more than 4 million full text articles published by Elsevier.


- Go to www.sciencedirect.com/science/alerts
- Registration required. You will receive email confirmation of your user name, but you will have to remember your password.
- *Search Alerts*—run a search and then click the *Save as Search Alert* link from the Results list.
- *Volume Issue Alerts*—notifies you by e-mail when a new issue of a particular journal or a new volume of a particular book series becomes available on ScienceDirect. Click on [Select the journals/book series](#) to see the list of available titles.  means UofL subscribes to that journal,  means UofL does not subscribe to this journal and  means it is available on a complementary basis.
- *Citation Alerts*—notify you by email when new articles added to *ScienceDirect* cite the article you selected.

To create a citation alert: find an article of interest by running a search or browsing a journal issue or book series volume. While viewing the article click the Save as Citation Alert link.

Name the alert and click .

Ulrich's Periodical Directory

Ulrich's contains current information about over 172,000 serials published throughout the world.

- Go to <http://www.ulrichsweb.com/ulrichsweb/>. Or select Databases A-Z on the Kornhauser homepage
- Enter title of interest in *Quick Search box*. Choose Title (exact) or Title (keyword).
- Click *Submit*.
- Click on appropriate title. If  appears, a table of contents delivery service is available for that journal.
- Register for service at top of screen.

Specific Journals

- Most journals have free email alerting services that deliver journal tables of contents.
- URL for the journal is listed near the bottom of the journal information page in Ulrich's. Click on it to go to the journal's web site.
- The Medical College of Ohio maintains a website of *Instructions to Authors in the Health Sciences* <http://www.mco.edu/lib/instr/libinsta.html>. This is a quick and easy source of URLs for health sciences journals.
- Google the title at <http://google.com>.