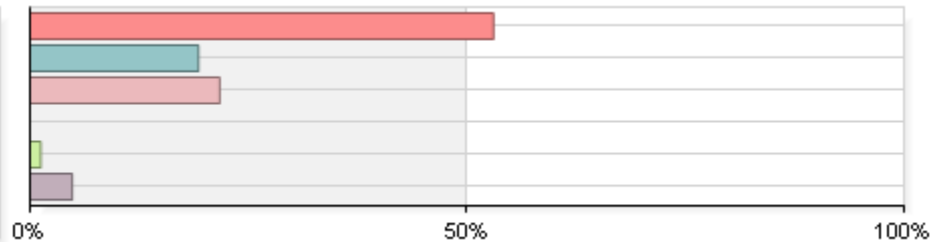


Project Audience 228
 Responses Received 83
 Response Ratio 36.4%



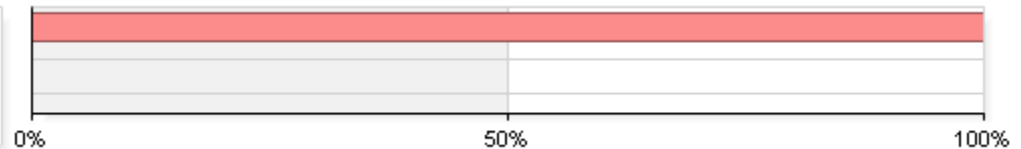
School level

1 Elementary School	44	53.0%
2 Middle School	16	19.3%
3 High School	18	21.7%
4 P-12	0	0.0%
5 Early Childhood	1	1.2%
6 Special Education	4	4.8%
Total	83	



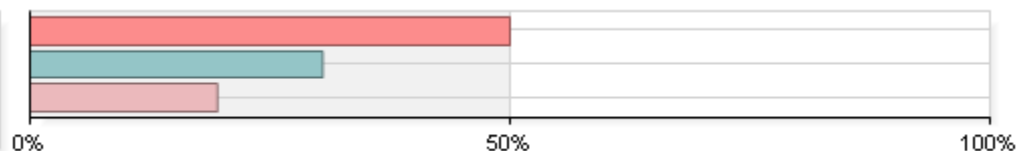
School type

1 Public	83	100.0%
2 Private	0	0.0%
3 Parochial	0	0.0%
Total	83	



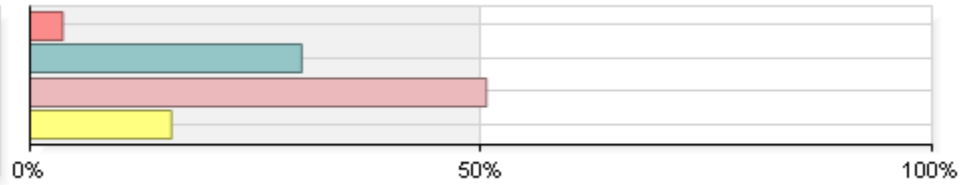
School setting

1 Urban	41	50.0%
2 Suburban	25	30.5%
3 Rural	16	19.5%
Total	82	



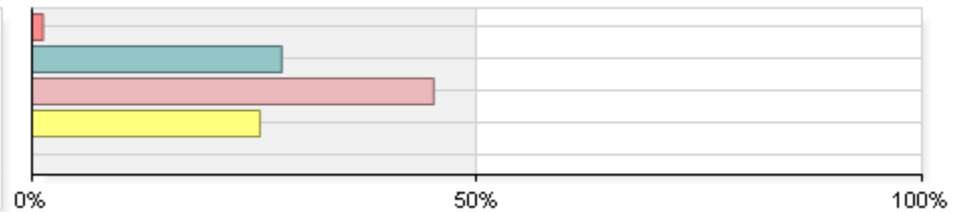
Current enrollment

1 Fewer than 100	3	3.6%
2 101-500	25	30.1%
3 501-1000	42	50.6%
4 More than 1000	13	15.7%
Total	83	



Number of Teachers

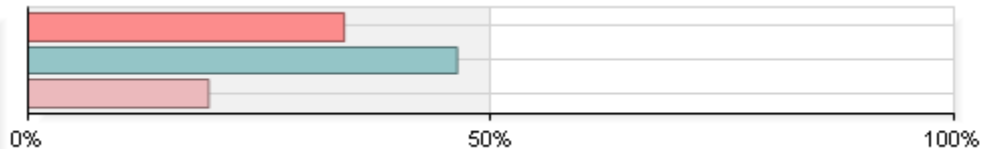
1 Less than 10	1	1.2%
2 10-30	23	28.0%
3 31-50	37	45.1%
4 More than 50	21	25.6%
N/A Not Applicable	0	0.0%
Total	82	



College of Education and Human Development graduates

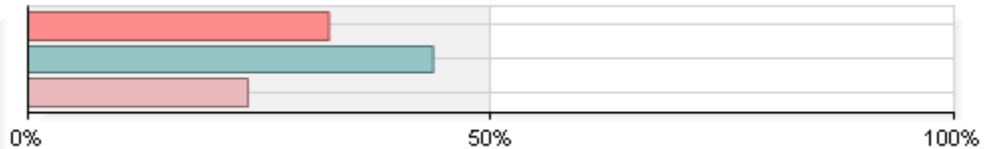
1. To the best of your knowledge, how many teachers in your school have received **initial teacher preparation** from the College of Education and Human Development at the University of Louisville

1 Fewer than 5	28	34.1%
2 5-10	38	46.3%
3 More than 10	16	19.5%
Total	82	



2. To the best of your knowledge, how many teachers in your school have received **advanced credentials** from the College of Education and Human Development at the University of Louisville

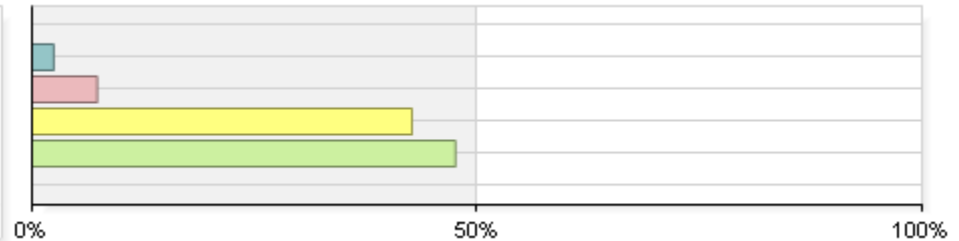
1 Fewer than 5	26	32.5%
2 5-10	35	43.8%
3 More than 10	19	23.8%
Total	80	



Overall Impression

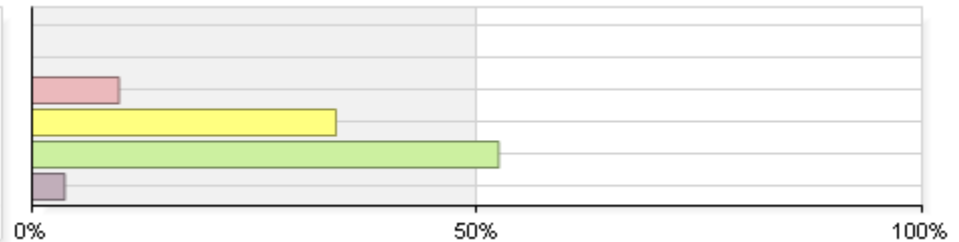
1. My overall impression of the quality of **initial teacher preparation** at the College of Education and Human Development

1 Very Poor	0	0.0%
2 Poor	2	2.4%
3 Neutral	6	7.3%
4 Good	35	42.7%
5 Very Good	39	47.6%
N/A Not Applicable	0	0.0%
Total	82	



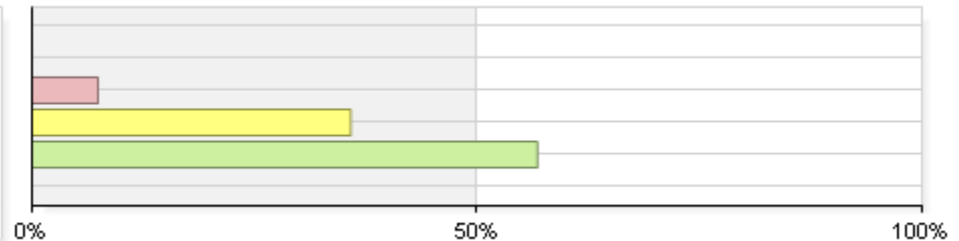
2. My overall impression of the quality of **advanced educator preparation** at the College of Education and Human Development

1 Very Poor	0	0.0%
2 Poor	0	0.0%
3 Neutral	8	9.8%
4 Good	28	34.1%
5 Very Good	43	52.4%
N/A Not Applicable	3	3.7%
Total	82	



3. My overall impression of the College of Education and Human Development

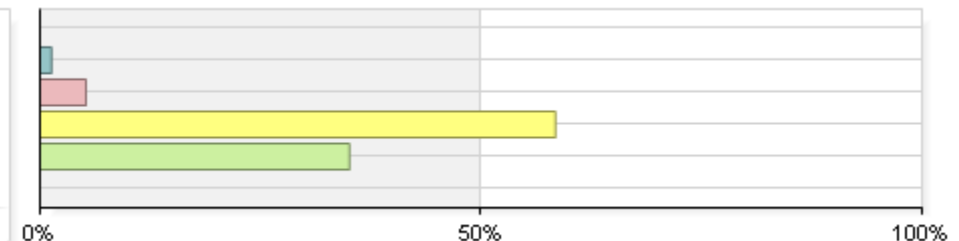
1 Very Poor	0	0.0%
2 Poor	0	0.0%
3 Neutral	6	7.4%
4 Good	29	35.8%
5 Very Good	46	56.8%
N/A Not Applicable	0	0.0%
Total	81	



As a current or past employer of graduates from the College of Education and Human Development, please rate our graduates in each of the following areas:

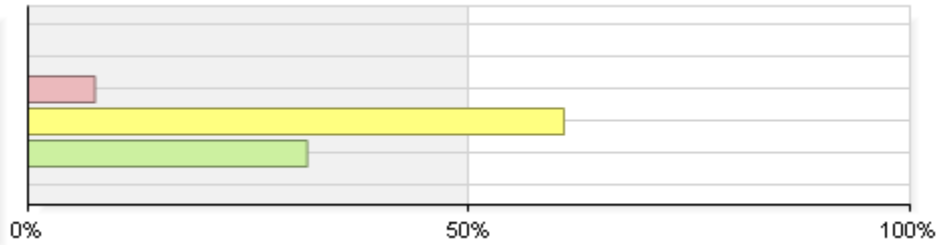
1. Applying knowledge of methods, theories, and processes related to their fields

1 Strongly Disagree	0	0.0%
2 Disagree	1	1.3%
3 Neutral	4	5.2%
4 Agree	45	58.4%
5 Strongly Agree	27	35.1%
N/A Not Applicable	0	0.0%
Total	77	



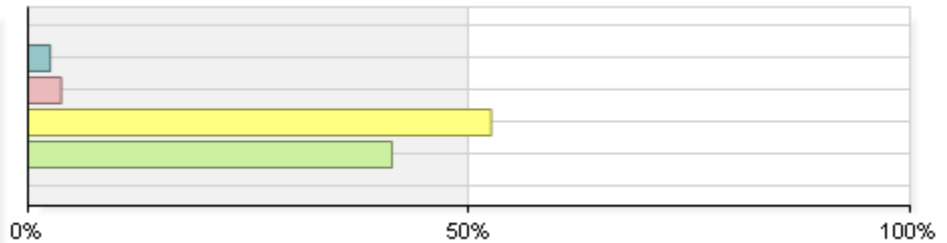
2. Applying knowledge of logic and other basic analytical skills related to their fields

1 Strongly Disagree	0	0.0%
2 Disagree	0	0.0%
3 Neutral	6	7.6%
4 Agree	48	60.8%
5 Strongly Agree	25	31.6%
N/A Not Applicable	0	0.0%
Total	79	



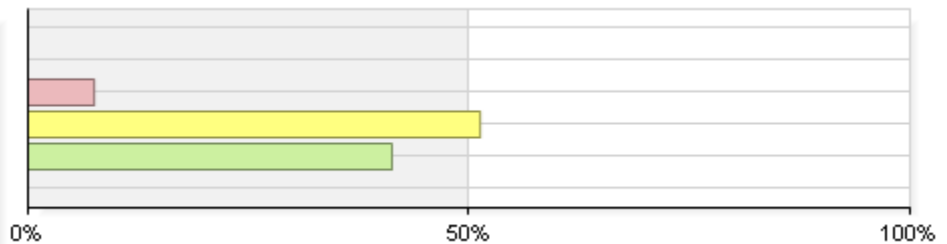
3. Written communication skills

1 Strongly Disagree	0	0.0%
2 Disagree	2	2.5%
3 Neutral	3	3.8%
4 Agree	42	52.5%
5 Strongly Agree	33	41.3%
N/A Not Applicable	0	0.0%
Total	80	



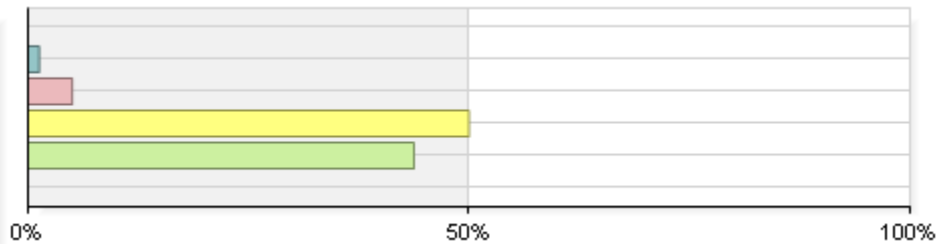
4. Oral communication skills

1 Strongly Disagree	0	0.0%
2 Disagree	0	0.0%
3 Neutral	6	7.5%
4 Agree	41	51.2%
5 Strongly Agree	33	41.3%
N/A Not Applicable	0	0.0%
Total	80	



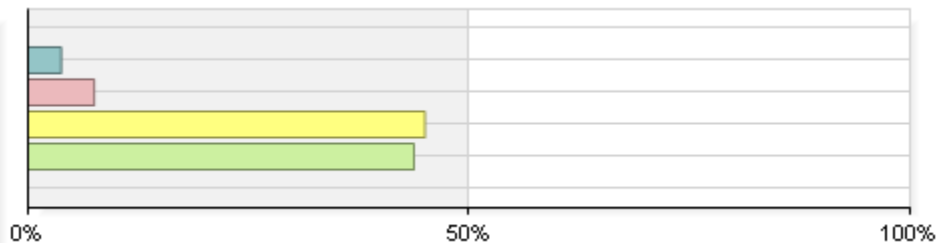
5. Ability to function effectively as a team member on diversified teams

1 Strongly Disagree	0	0.0%
2 Disagree	1	1.3%
3 Neutral	4	5.0%
4 Agree	40	50.0%
5 Strongly Agree	35	43.8%
N/A Not Applicable	0	0.0%
Total	80	



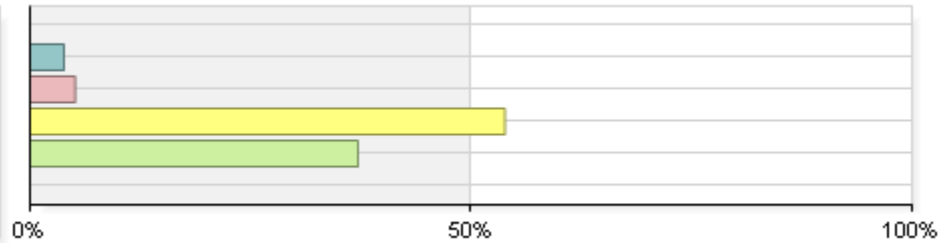
6. Sense of social, moral and ethical responsibilities as they relate to their fields

1 Strongly Disagree	0	0.0%
2 Disagree	3	3.8%
3 Neutral	6	7.5%
4 Agree	36	45.0%
5 Strongly Agree	35	43.8%
N/A Not Applicable	0	0.0%
Total	80	



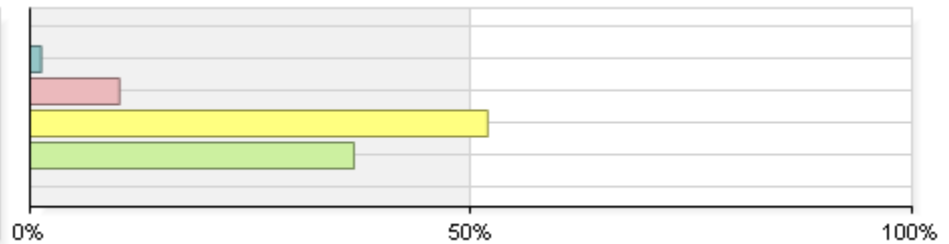
7. Demonstrating use of technology for instruction and data collection

1 Strongly Disagree	0	0.0%
2 Disagree	3	3.8%
3 Neutral	4	5.1%
4 Agree	42	53.8%
5 Strongly Agree	29	37.2%
N/A Not Applicable	0	0.0%
Total	78	



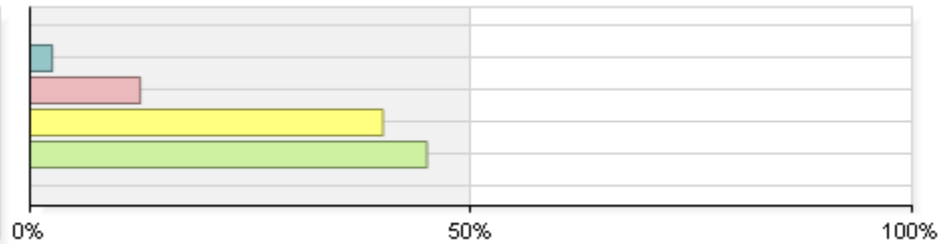
8. Demonstrating appropriate dispositions for an educator

1 Strongly Disagree	0	0.0%
2 Disagree	1	1.3%
3 Neutral	8	10.1%
4 Agree	41	51.9%
5 Strongly Agree	29	36.7%
N/A Not Applicable	0	0.0%
Total	79	



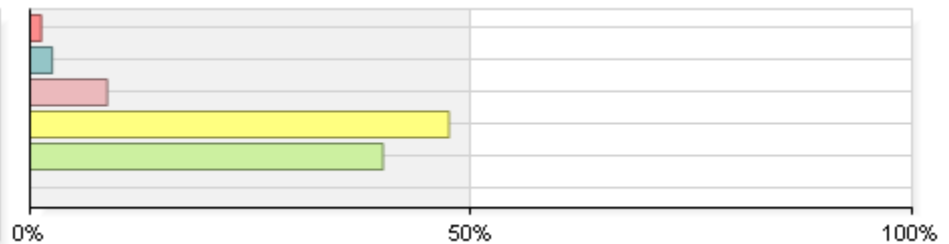
9. Acceptance of diversity, including ethnicity, race, socio-economic status, gender, exceptionalities, language, religion, sexual orientation, and geographical area

1 Strongly Disagree	0	0.0%
2 Disagree	2	2.5%
3 Neutral	10	12.5%
4 Agree	32	40.0%
5 Strongly Agree	36	45.0%
N/A Not Applicable	0	0.0%
Total	80	



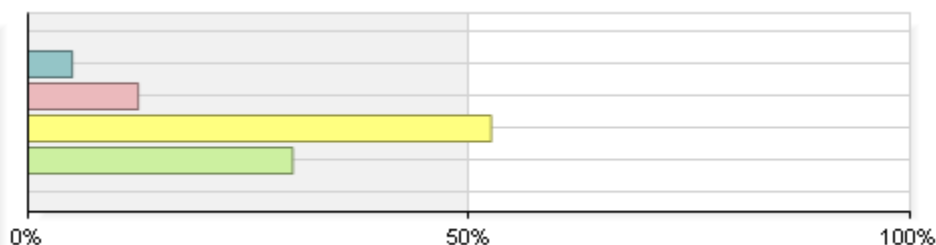
10. Demonstrating ability to organize and design lesson plans

1 Strongly Disagree	1	1.3%
2 Disagree	2	2.5%
3 Neutral	7	8.8%
4 Agree	38	47.5%
5 Strongly Agree	32	40.0%
N/A Not Applicable	0	0.0%
Total	80	



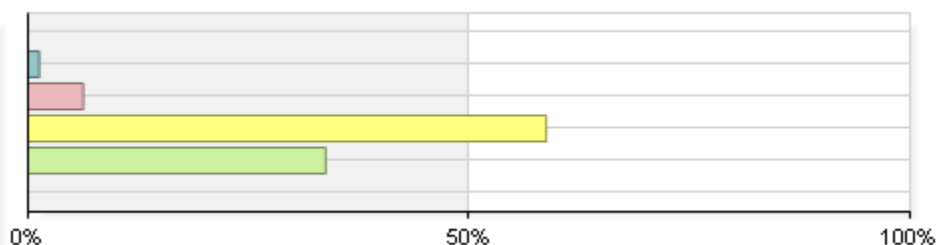
11. Demonstrating ability to understand and assess student learning outcomes

1 Strongly Disagree	0	0.0%
2 Disagree	4	5.0%
3 Neutral	10	12.5%
4 Agree	42	52.5%
5 Strongly Agree	24	30.0%
N/A Not Applicable	0	0.0%
Total	80	



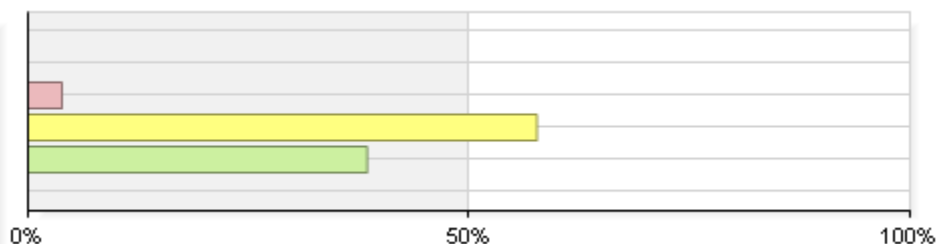
12. Demonstrating an interest in students' academic progress

1 Strongly Disagree	0	0.0%
2 Disagree	1	1.3%
3 Neutral	5	6.3%
4 Agree	47	58.8%
5 Strongly Agree	27	33.8%
N/A Not Applicable	0	0.0%
Total	80	



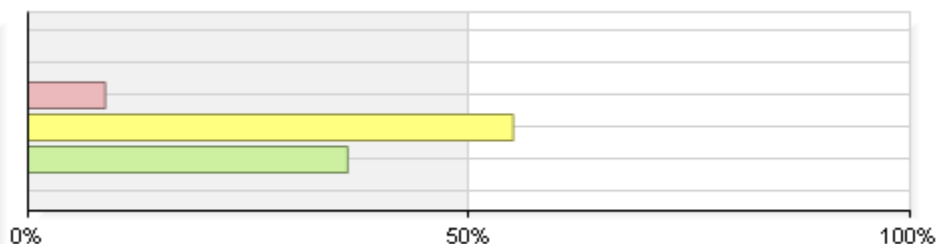
13. Knowledge and skills regarding the subject matter

1 Strongly Disagree	0	0.0%
2 Disagree	0	0.0%
3 Neutral	3	3.8%
4 Agree	45	57.7%
5 Strongly Agree	30	38.5%
N/A Not Applicable	0	0.0%
Total	78	



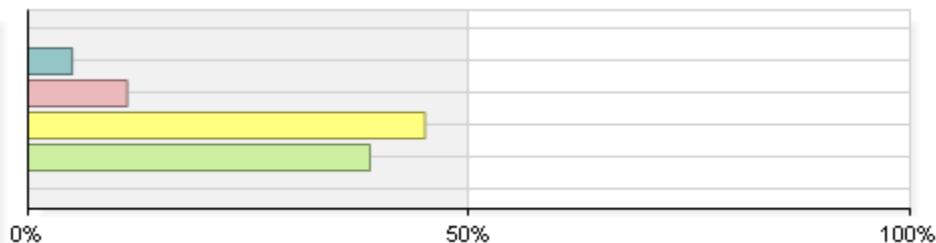
14. Ability to communicate course material effectively

1 Strongly Disagree	0	0.0%
2 Disagree	0	0.0%
3 Neutral	7	8.8%
4 Agree	44	55.0%
5 Strongly Agree	29	36.3%
N/A Not Applicable	0	0.0%
Total	80	



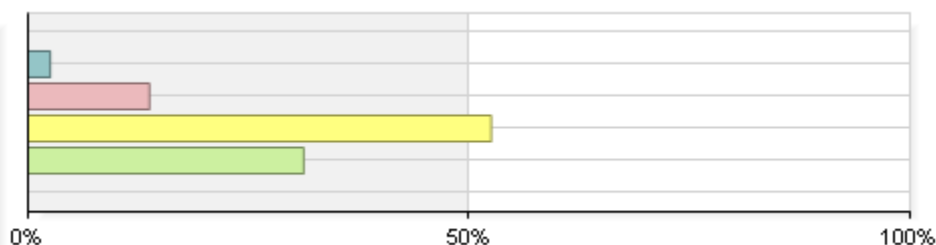
15. Ability to create a supportive classroom where all feel valued and respected

1 Strongly Disagree	0	0.0%
2 Disagree	4	5.0%
3 Neutral	9	11.3%
4 Agree	36	45.0%
5 Strongly Agree	31	38.8%
N/A Not Applicable	0	0.0%
Total	80	



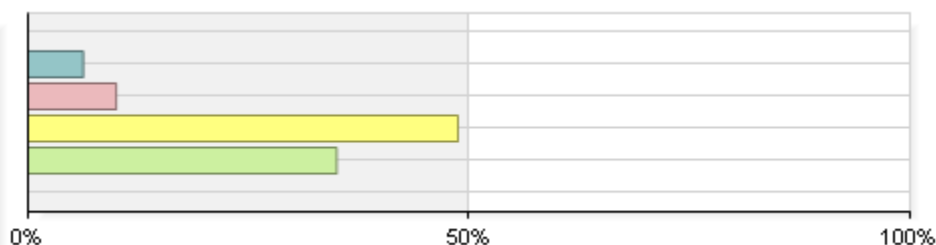
16. Knowledge, skills, and dispositions necessary to work with people of diverse backgrounds

1 Strongly Disagree	0	0.0%
2 Disagree	2	2.5%
3 Neutral	11	13.8%
4 Agree	42	52.5%
5 Strongly Agree	25	31.3%
N/A Not Applicable	0	0.0%
Total	80	



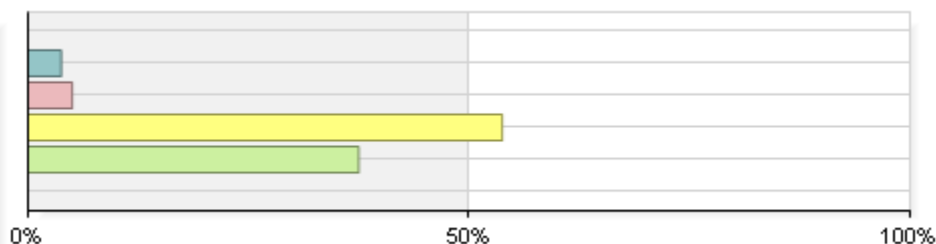
17. Demonstrating ability to help all students learn

1 Strongly Disagree	0	0.0%
2 Disagree	5	6.3%
3 Neutral	8	10.0%
4 Agree	39	48.8%
5 Strongly Agree	28	35.0%
N/A Not Applicable	0	0.0%
Total	80	



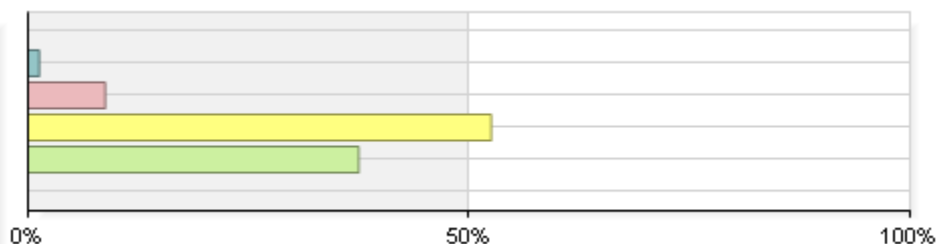
18. Ability to self-assess performance and define clear and logical professional growth plan

1 Strongly Disagree	0	0.0%
2 Disagree	3	3.8%
3 Neutral	4	5.0%
4 Agree	43	53.8%
5 Strongly Agree	30	37.5%
N/A Not Applicable	0	0.0%
Total	80	



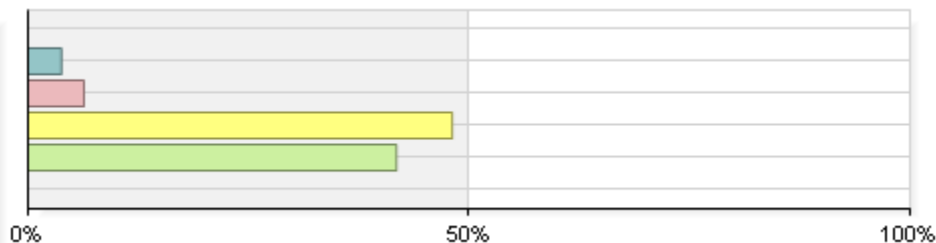
19. Demonstrating a commitment to lifelong learning

1 Strongly Disagree	0	0.0%
2 Disagree	1	1.3%
3 Neutral	7	8.8%
4 Agree	42	52.5%
5 Strongly Agree	30	37.5%
N/A Not Applicable	0	0.0%
Total	80	



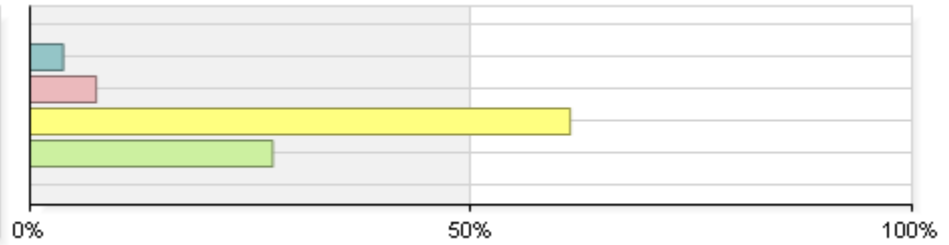
20. Understanding the impact of effective teaching on the success of your school and community

1 Strongly Disagree	0	0.0%
2 Disagree	3	3.8%
3 Neutral	5	6.3%
4 Agree	38	48.1%
5 Strongly Agree	33	41.8%
N/A Not Applicable	0	0.0%
Total	79	



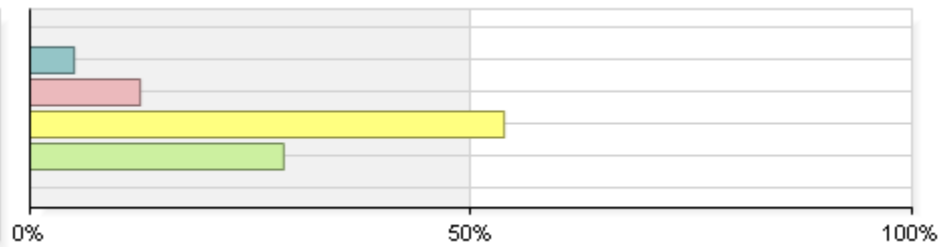
21. Demonstrating ability to create and apply innovative solutions and methods to specific problems related to your school

1 Strongly Disagree	0	0.0%
2 Disagree	3	3.8%
3 Neutral	6	7.5%
4 Agree	49	61.3%
5 Strongly Agree	22	27.5%
N/A Not Applicable	0	0.0%
Total	80	



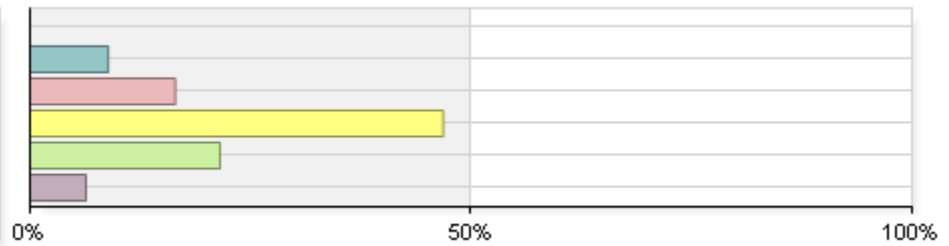
22. Understanding and implementing the Kentucky Core Academic Standards (KCAS)

1 Strongly Disagree	0	0.0%
2 Disagree	4	5.0%
3 Neutral	10	12.5%
4 Agree	43	53.8%
5 Strongly Agree	23	28.7%
N/A Not Applicable	0	0.0%
Total	80	



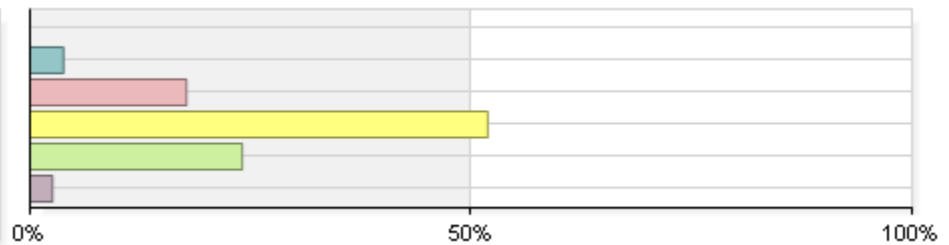
23. Understanding and implementing College and Career Readiness Standards

1 Strongly Disagree	0	0.0%
2 Disagree	7	8.9%
3 Neutral	13	16.5%
4 Agree	37	46.8%
5 Strongly Agree	17	21.5%
N/A Not Applicable	5	6.3%
Total	79	



24. Understanding and implementing 21st Century Skills (eg. collaboration, critical thinking, creativity, and communication skills)

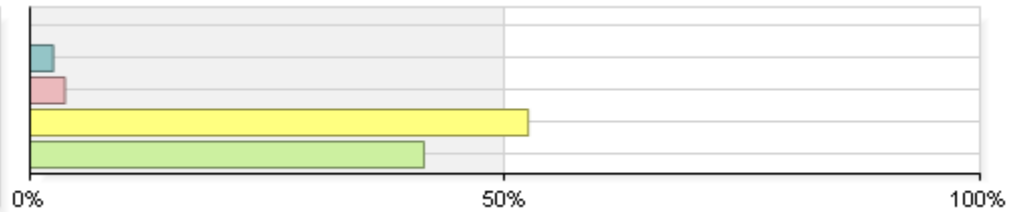
1 Strongly Disagree	0	0.0%
2 Disagree	3	3.8%
3 Neutral	14	17.7%
4 Agree	41	51.9%
5 Strongly Agree	19	24.1%
N/A Not Applicable	2	2.5%
Total	79	



Overall Impression of our Graduates

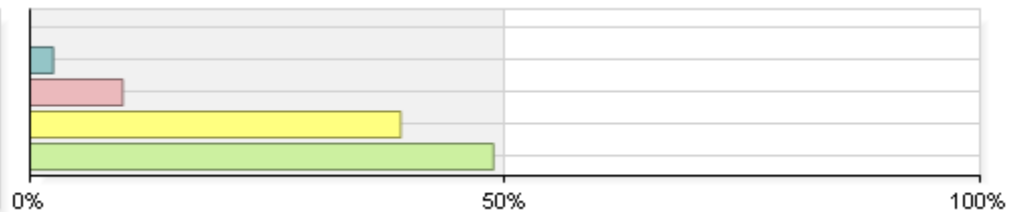
1. My overall impression of graduates of the College of Education and Human Development

1 Very Poor	0	0.0%
2 Poor	2	2.4%
3 Neutral	3	3.7%
4 Good	43	52.4%
5 Very Good	34	41.5%
Total	82	



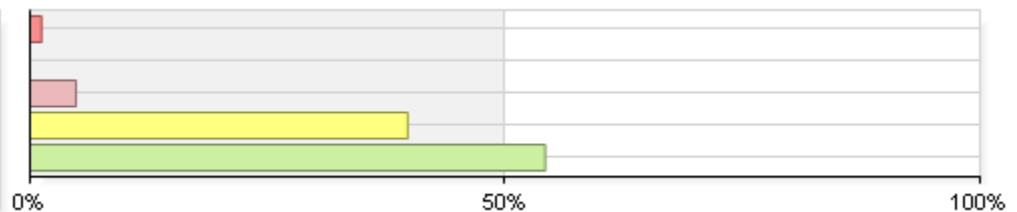
2. Likelihood that I would recommend the College of Education and Human Development to a friend or family member

1 Very Poor	0	0.0%
2 Poor	2	2.4%
3 Neutral	8	9.8%
4 Good	32	39.0%
5 Very Good	40	48.8%
Total	82	



3. Likelihood this school will hire College of Education and Human Development graduates in the future

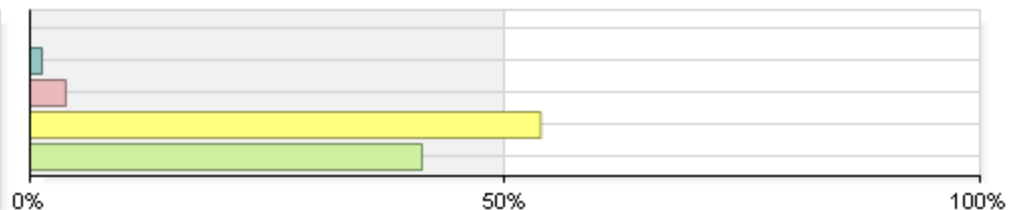
1 Very Poor	1	1.2%
2 Poor	0	0.0%
3 Neutral	4	4.8%
4 Good	33	39.8%
5 Very Good	45	54.2%
Total	83	



Overall Impression

1. My overall impression of academic standards at UofL

1 Very Poor	0	0.0%
2 Poor	1	1.3%
3 Neutral	3	3.8%
4 Good	43	53.8%
5 Very Good	33	41.3%
Total	80	



2. My overall impression of UofL as an institution of higher learning

1 Very Poor	0	0.0%
2 Poor	2	2.5%
3 Neutral	3	3.7%
4 Good	40	49.4%
5 Very Good	36	44.4%
Total	81	

