

University of Louisville - Employer Survey - College of Education and Human Development (2015) - No Comments

University of Louisville - Employer Survey - College of Education and Human Development (2015)

Project Audience 413

Responses Received 92

Response Ratio 22.28%

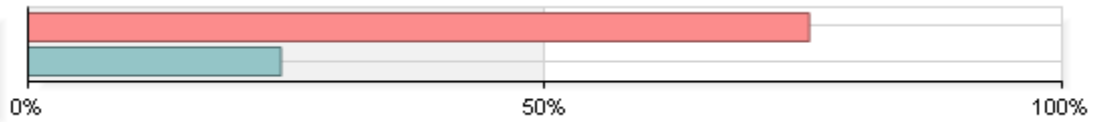
Prepared by IE Survey

Creation Date Mon, Sep 14, 2015



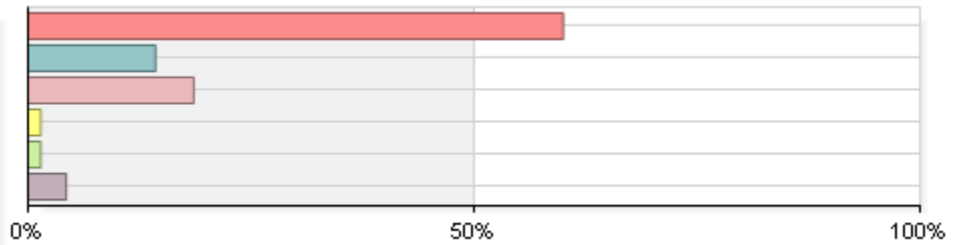
Does your school currently employ educational personnel who have completed their training and licensure at the College of Education & Human Development at the University of Louisville?

1 Yes	68	75.56%
2 No	22	24.44%
Total	90	



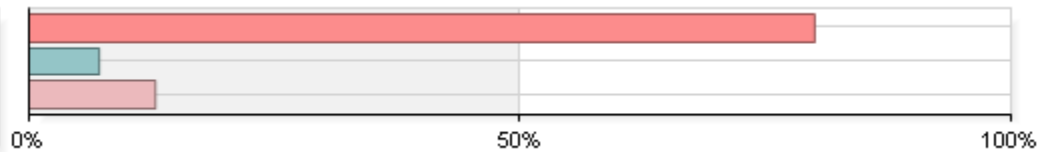
School level

1 Elementary School	42	60.00%
2 Middle School	10	14.29%
3 High School	13	18.57%
4 P-12	1	1.43%
5 Early Childhood	1	1.43%
6 Special Education	3	4.29%
Total	70	



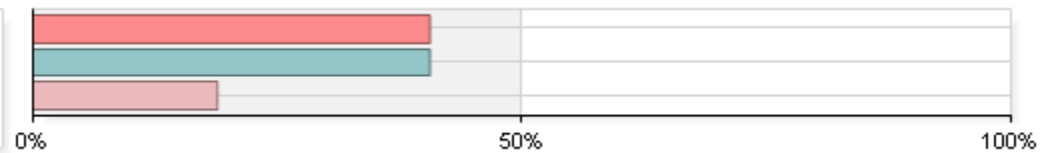
School type

1 Public	56	80.00%
2 Private	5	7.14%
3 Parochial	9	12.86%
Total	70	



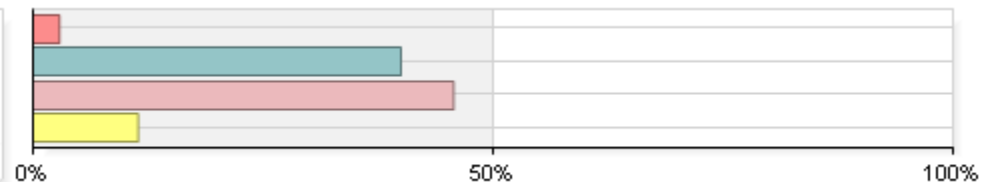
School setting

1 Urban	28	40.58%
2 Suburban	28	40.58%
3 Rural	13	18.84%
Total	69	



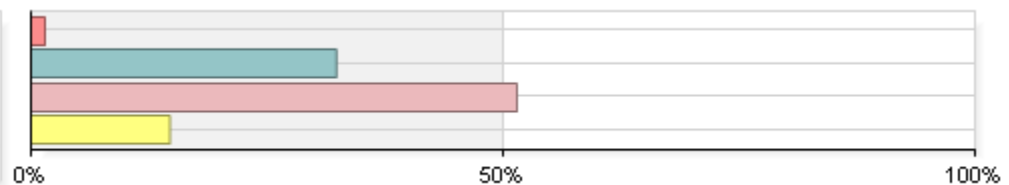
Current enrollment

1 Fewer than 100	2	2.86%
2 101-500	28	40.00%
3 501-1000	32	45.71%
4 More than 1000	8	11.43%
Total	70	



Number of Teachers

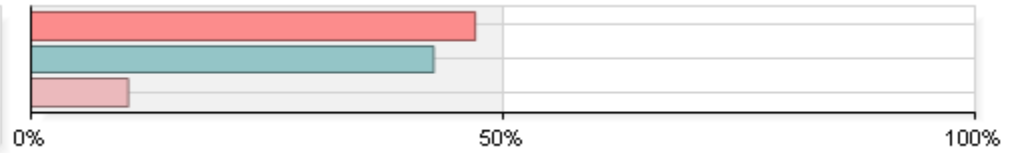
1 Less than 10	1	1.47%
2 10-30	22	32.35%
3 31-50	35	51.47%
4 More than 50	10	14.71%
Total	68	



College of Education and Human Development graduates

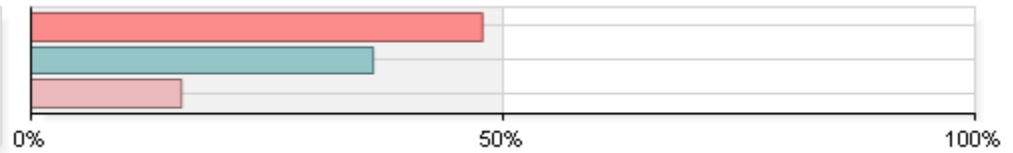
1. To the best of your knowledge, how many teachers in your school have received **initial teacher preparation** from the College of Education and Human Development at the University of Louisville

1 Fewer than 5	32	47.06%
2 5-10	29	42.65%
3 More than 10	7	10.29%
Total	68	



2. To the best of your knowledge, how many teachers in your school have received **advanced credentials** from the College of Education and Human Development at the University of Louisville

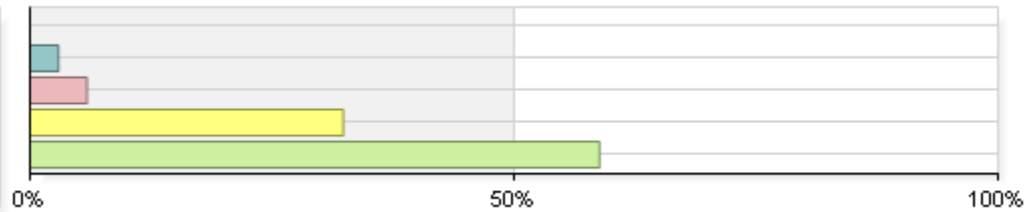
1 Fewer than 5	33	47.83%
2 5-10	25	36.23%
3 More than 10	11	15.94%
Total	69	



Overall Impression

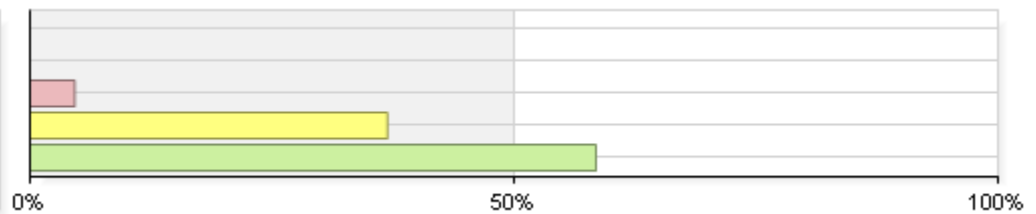
1. My overall impression of the quality of **initial teacher preparation** at the College of Education and Human Development

1 Very Poor	0	0.00%
2 Poor	2	2.94%
3 Neutral	4	5.88%
4 Good	22	32.35%
5 Very Good	40	58.82%
Total	68	



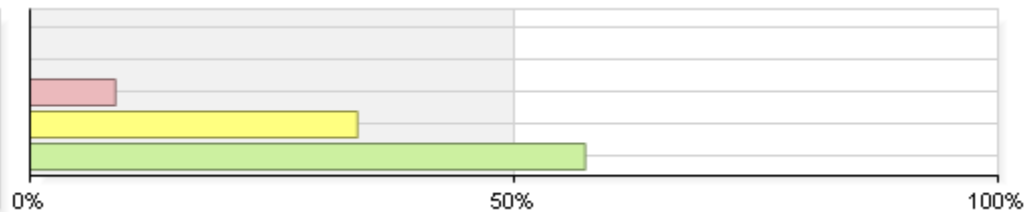
2. My overall impression of the quality of **advanced educator preparation** at the College of Education and Human Development

1 Very Poor	0	0.00%
2 Poor	0	0.00%
3 Neutral	3	4.62%
4 Good	24	36.92%
5 Very Good	38	58.46%
Total	65	



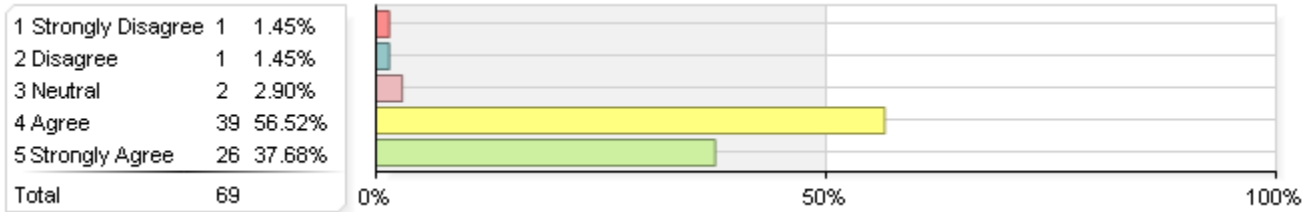
3. My overall impression of the College of Education and Human Development

1 Very Poor	0	0.00%
2 Poor	0	0.00%
3 Neutral	6	8.82%
4 Good	23	33.82%
5 Very Good	39	57.35%
Total	68	

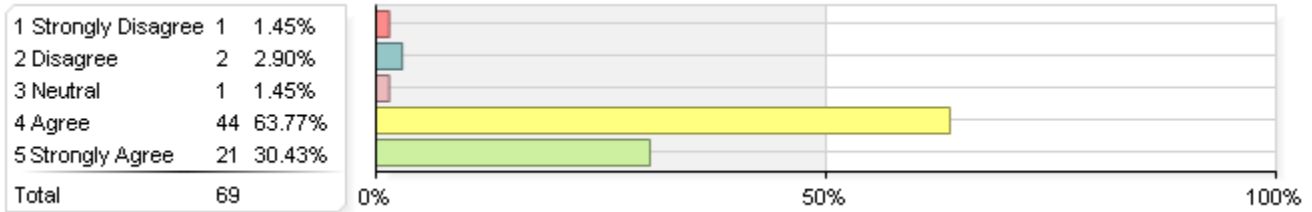


As a current or past employer of graduates from the College of Education and Human Development, please rate our graduates in each of the following areas:

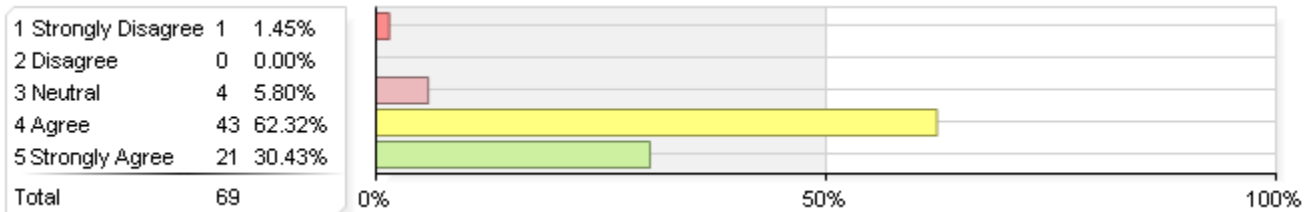
1. Applying knowledge of methods, theories, and processes related to their fields



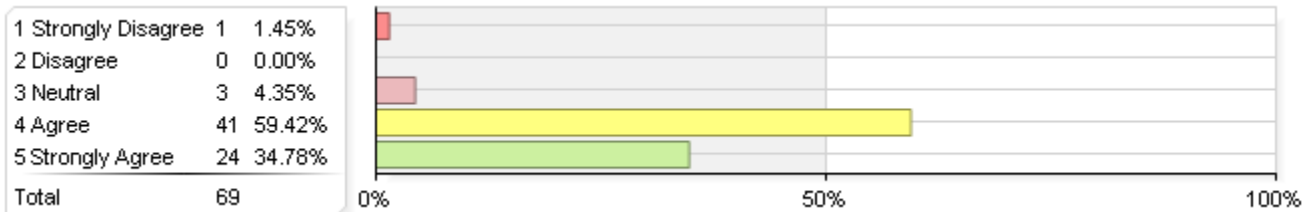
2. Applying knowledge of logic and other basic analytical skills related to their fields



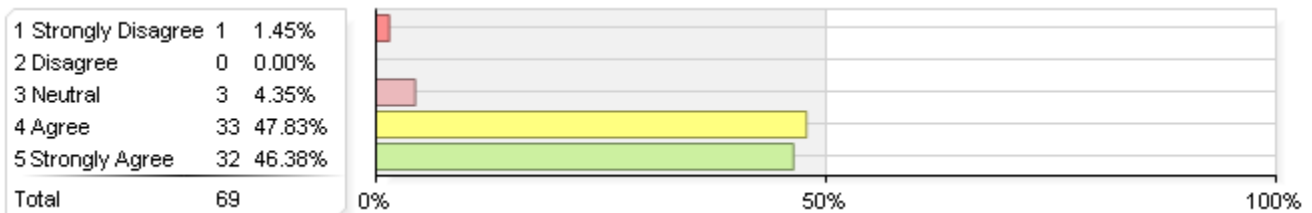
3. Written communication skills



4. Oral communication skills

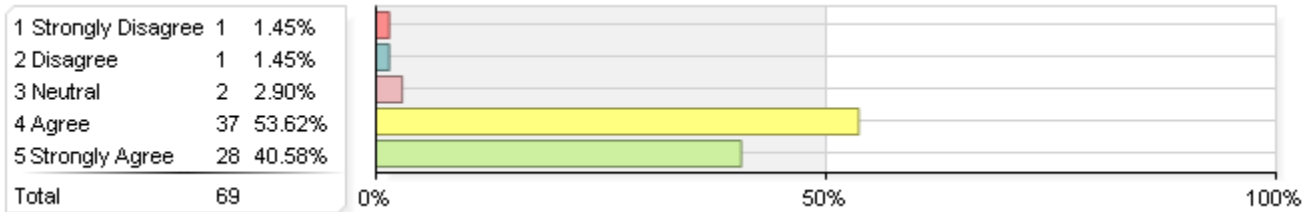


5. Ability to function effectively as a team member on diversified teams

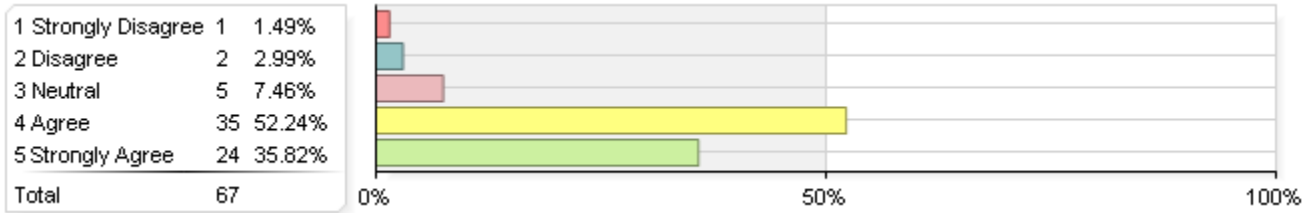


As a current or past employer of graduates from the College of Education and Human Development, please rate our graduates in each of the following areas: (continued)

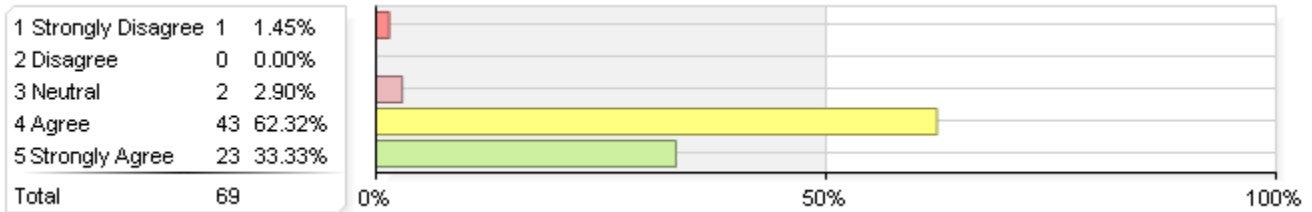
6. Sense of social, moral and ethical responsibilities as they relate to their fields



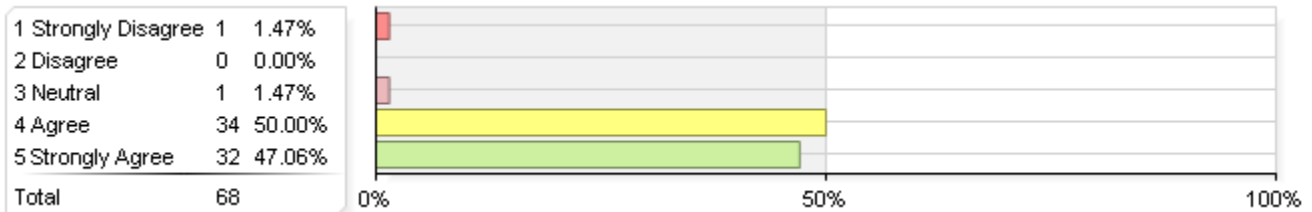
7. Demonstrating use of technology for instruction and data collection



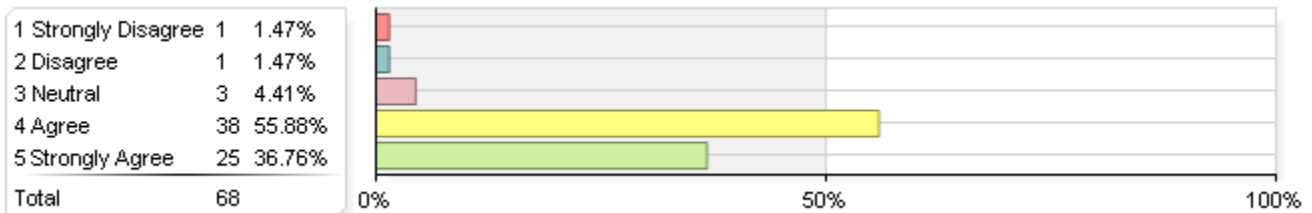
8. Demonstrating appropriate dispositions for an educator



9. Acceptance of diversity, including ethnicity, race, socio-economic status, gender, exceptionalities, language, religion, sexual orientation, and geographical area



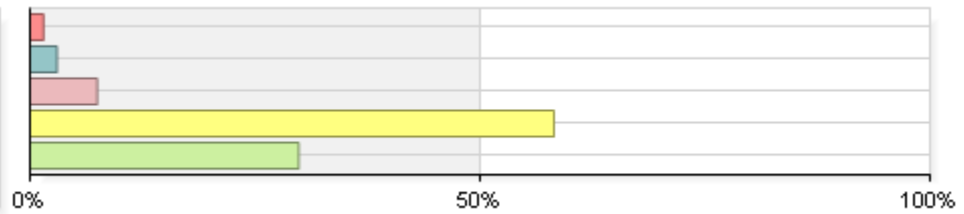
10. Demonstrating ability to organize and design lesson plans



As a current or past employer of graduates from the College of Education and Human Development, please rate our graduates in each of the following areas: (continued)

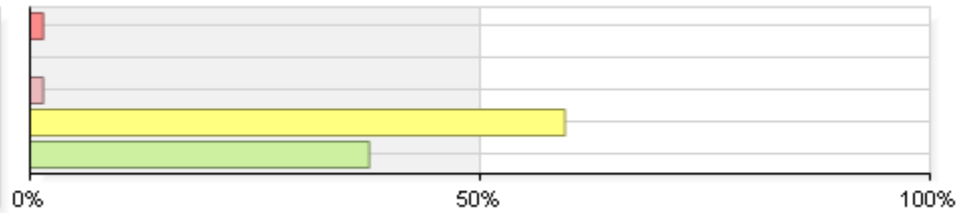
11. Demonstrating ability to understand and assess student learning outcomes

1 Strongly Disagree	1	1.49%
2 Disagree	2	2.99%
3 Neutral	5	7.46%
4 Agree	39	58.21%
5 Strongly Agree	20	29.85%
Total	67	



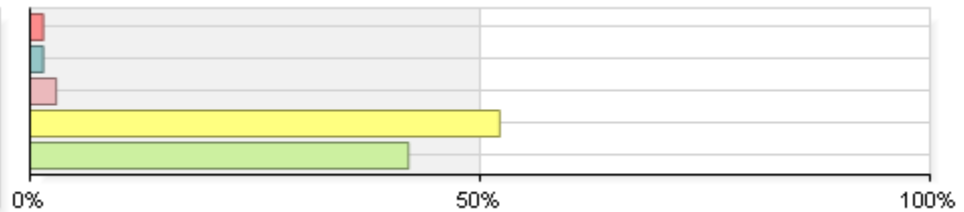
12. Demonstrating an interest in students' academic progress

1 Strongly Disagree	1	1.45%
2 Disagree	0	0.00%
3 Neutral	1	1.45%
4 Agree	41	59.42%
5 Strongly Agree	26	37.68%
Total	69	



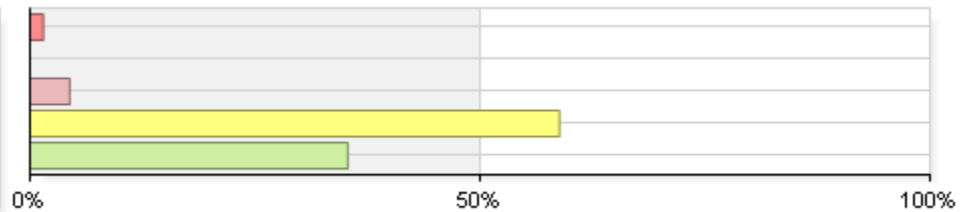
13. Knowledge and skills regarding the subject matter

1 Strongly Disagree	1	1.45%
2 Disagree	1	1.45%
3 Neutral	2	2.90%
4 Agree	36	52.17%
5 Strongly Agree	29	42.03%
Total	69	



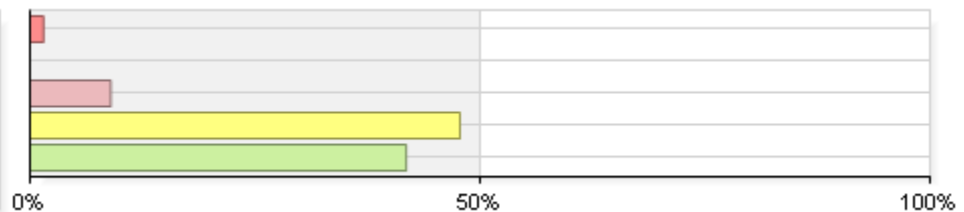
14. Ability to communicate course material effectively

1 Strongly Disagree	1	1.47%
2 Disagree	0	0.00%
3 Neutral	3	4.41%
4 Agree	40	58.82%
5 Strongly Agree	24	35.29%
Total	68	



15. Ability to create a supportive classroom where all feel valued and respected

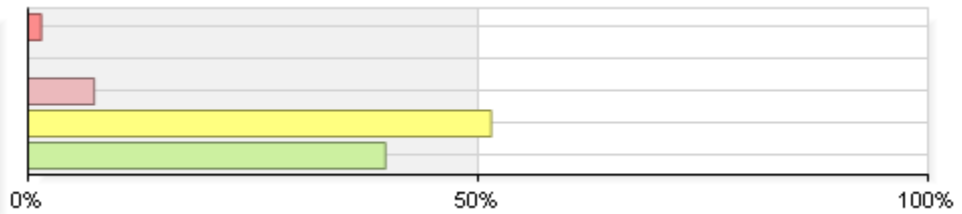
1 Strongly Disagree	1	1.49%
2 Disagree	0	0.00%
3 Neutral	6	8.96%
4 Agree	32	47.76%
5 Strongly Agree	28	41.79%
Total	67	



As a current or past employer of graduates from the College of Education and Human Development, please rate our graduates in each of the following areas: (continued)

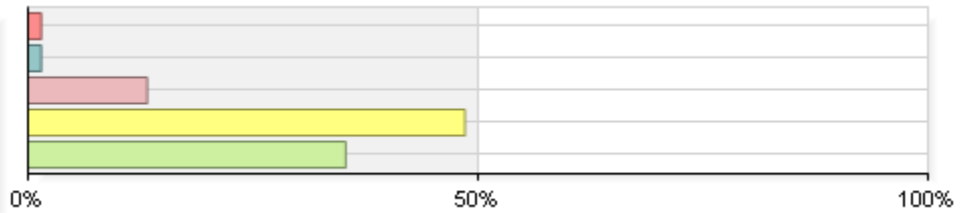
16. Knowledge, skills, and dispositions necessary to work with people of diverse backgrounds

1 Strongly Disagree	1	1.47%
2 Disagree	0	0.00%
3 Neutral	5	7.35%
4 Agree	35	51.47%
5 Strongly Agree	27	39.71%
Total	68	



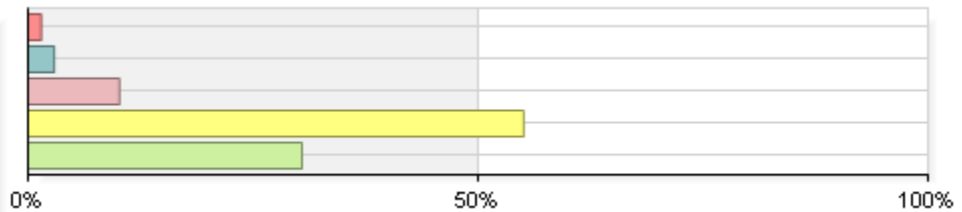
17. Demonstrating ability to help all students learn

1 Strongly Disagree	1	1.47%
2 Disagree	1	1.47%
3 Neutral	9	13.24%
4 Agree	33	48.53%
5 Strongly Agree	24	35.29%
Total	68	



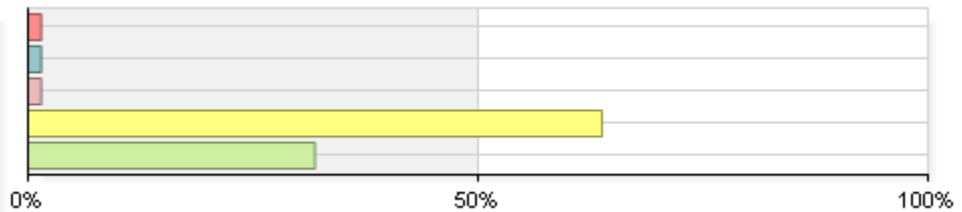
18. Ability to self-assess performance and define clear and logical professional growth plan

1 Strongly Disagree	1	1.45%
2 Disagree	2	2.90%
3 Neutral	7	10.14%
4 Agree	38	55.07%
5 Strongly Agree	21	30.43%
Total	69	



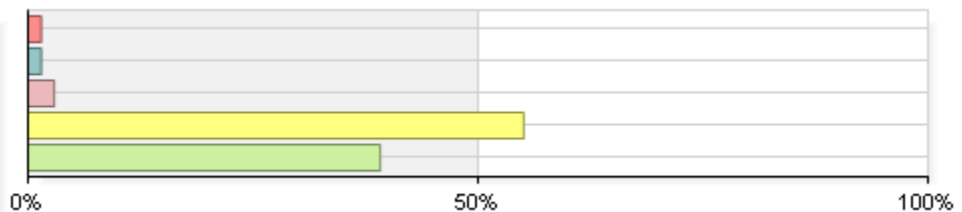
19. Demonstrating a commitment to lifelong learning

1 Strongly Disagree	1	1.45%
2 Disagree	1	1.45%
3 Neutral	1	1.45%
4 Agree	44	63.77%
5 Strongly Agree	22	31.88%
Total	69	



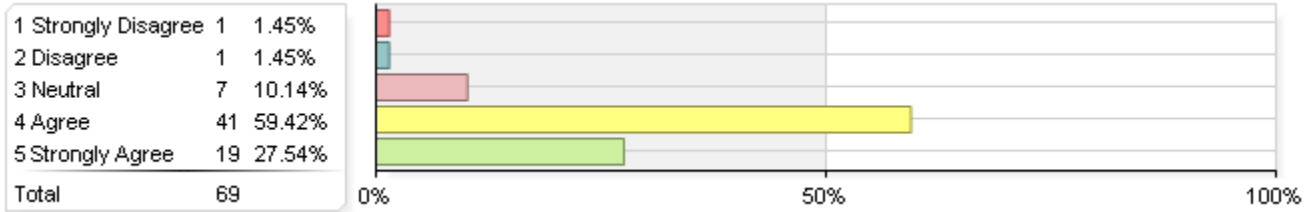
20. Understanding the impact of effective teaching on the success of your school and community

1 Strongly Disagree	1	1.45%
2 Disagree	1	1.45%
3 Neutral	2	2.90%
4 Agree	38	55.07%
5 Strongly Agree	27	39.13%
Total	69	

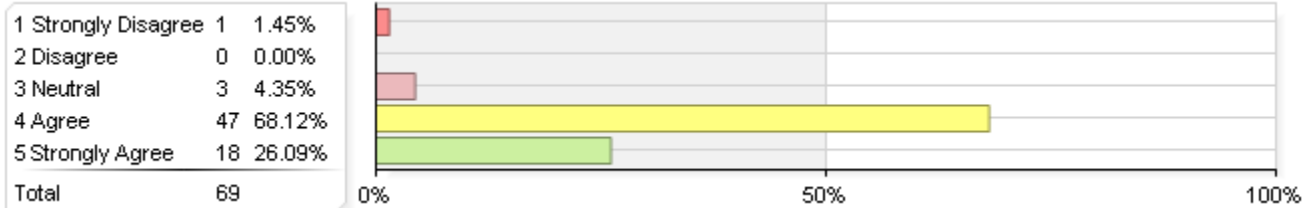


As a current or past employer of graduates from the College of Education and Human Development, please rate our graduates in each of the following areas: (continued)

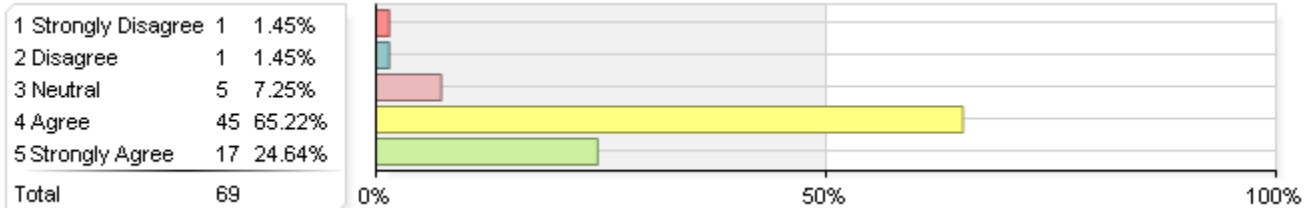
21. Demonstrating ability to create and apply innovative solutions and methods to specific problems related to your school



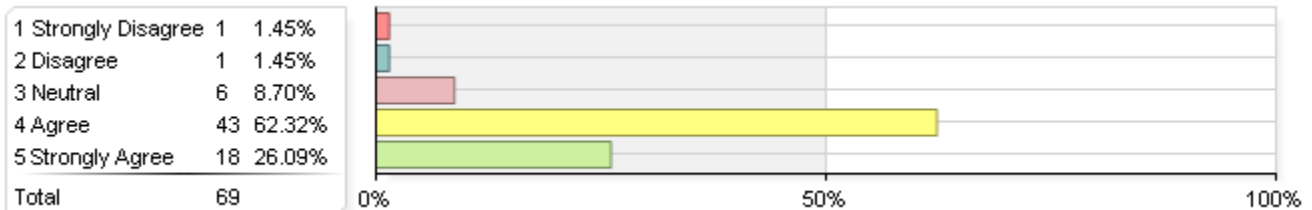
22. Understanding and implementing the Kentucky Core Academic Standards (KCAS)



23. Understanding and implementing College and Career Readiness Standards



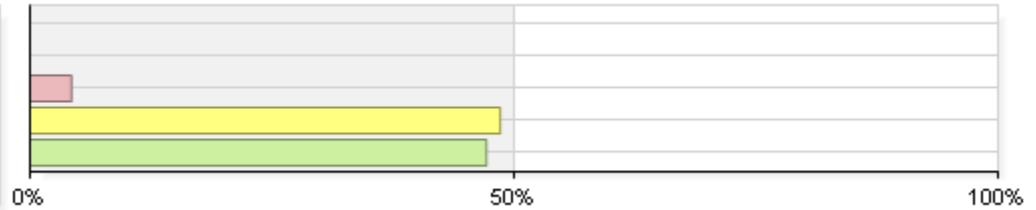
24. Understanding and implementing 21st Century Skills (e.g. collaboration, critical thinking, creativity, and communication skills)



Overall Impression of our Graduates

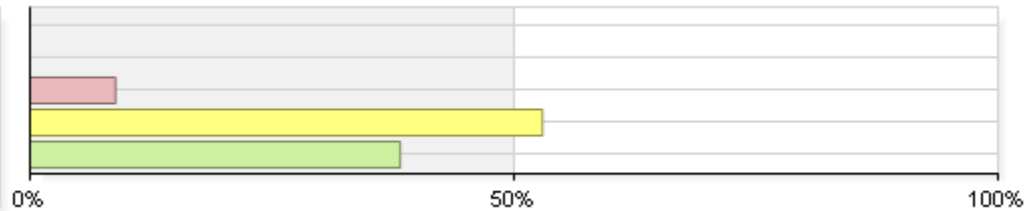
1. My overall impression of graduates of the College of Education and Human Development

1 Very Poor	0	0.00%
2 Poor	0	0.00%
3 Neutral	3	4.29%
4 Good	34	48.57%
5 Very Good	33	47.14%
Total	70	



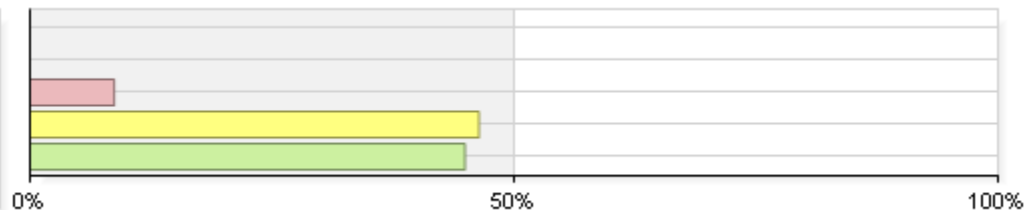
2. Likelihood that I would recommend the College of Education and Human Development to a friend or family member

1 Very Poor	0	0.00%
2 Poor	0	0.00%
3 Neutral	6	8.82%
4 Good	36	52.94%
5 Very Good	26	38.24%
Total	68	



3. Likelihood this school will hire College of Education and Human Development graduates in the future

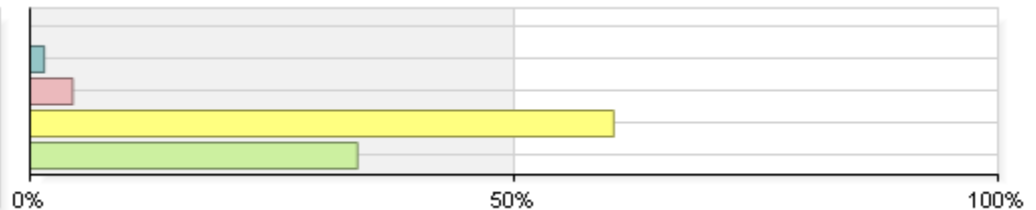
1 Very Poor	0	0.00%
2 Poor	0	0.00%
3 Neutral	6	8.70%
4 Good	32	46.38%
5 Very Good	31	44.93%
Total	69	



Overall Impression

1. My overall impression of academic standards at UofL

1 Very Poor	0	0.00%
2 Poor	1	1.47%
3 Neutral	3	4.41%
4 Good	41	60.29%
5 Very Good	23	33.82%
Total	68	



2. My overall impression of UofL as an institution of higher learning

1 Very Poor	0	0.00%
2 Poor	0	0.00%
3 Neutral	2	2.90%
4 Good	41	59.42%
5 Very Good	26	37.68%
Total	69	

