



UNIVERSITY of LOUISVILLE



ENDOWMENT MATCH PROGRAM | 2018-2019 ANNUAL REPORT

FROM THE DESK OF THE INTERIM EXECUTIVE VICE PRESIDENT FOR RESEARCH AND INNOVATION:

The University of Louisville is full-to-bursting with big ideas and innovation. Ours is a community of thinkers, leaders and doers, each seeking to create impact, and improve the world and our understanding of it.

Since its inception, the Bucks-for-Brains program has been invaluable in supporting the university's efforts to recruit and retain even more exceptional talent to develop those big ideas right here in the Commonwealth of Kentucky.

These researchers' important work, supported by the Bucks-for-Brains program, improves our world in a very real way. As Bioengineering Chair, I myself am a product of this program — and now, I enjoy working with and supporting my colleagues through the Office of Research and Innovation.

Through this program's critical support, UofL Bucks-for-Brains researchers are using advanced brain imaging techniques to better understand human emotions, such as anxiety. They're rallying their colleagues across campus and academic disciplines to create equity for female faculty. And they're using next generation technology to build our city's potentially billion-dollar 3-D printing economy.

Their work creates new products, companies, a trained workforce and jobs. Their work shows that the university, and its home state, take a leadership role in bringing those big ideas to life. And their work makes the University of Louisville a great place to learn, work and invest.

*- Dr. Robert S. Keynton, Interim Executive Vice President for
Research and Innovation, University of Louisville*

TABLE OF CONTENTS

- Welcome 2
- Metrics and Stories.....3-18
 - Monetary Impact Of The Endowment Match Program
 - Economic Impact Of The Endowment Match Program On The Commonwealth
 - Programmatic Impact Of The Endowment Match Program
 - Employment Impact Of The Endowment Match Program
 - Educational Impact Of The Endowment Match Program
 - Impact Of The Endowment Match Program On The University's Research Enterprise
 - R&D Expenditures by Source of Funds
 - Impact Of The Endowment Match Program On Translation And Innovation
 - Financial Status Of The Endowment Match Program

TABLE 1: PROGRAMMATIC IMPACT OF THE ENDOWMENT MATCH PROGRAM

Since 1998, the University of Louisville has utilized funding from the Endowment Match Program to create 89 endowed chairs and 18 endowed professorships. Additionally, 54 fellowships and mission support projects have been created under the Endowment Match Program to support impactful cutting-edge research at UofL.

TABLE 1

1998-2019		
Creation Of:	Number of Positions or Projects Established	Number Occupied or Projects with Expenditures
Endowed Chairs	89	67
Professorships	18	11
Fellowships	22	22
Mission Support Projects	32	30
Total	161	130

IMPACT: The Endowment Match Program stimulated the growth of the UofL research enterprise through the recruitment and retention of world-renowned faculty and research programs. In return, these scholars create economic opportunity, enhance the education of our students and draw international acclaim to the university with significant breakthroughs in medicine, law, logistics, entrepreneurship, and beyond.

Global Impact

Dr. Karen Kayser, Dr. LaRocca Endowed Chair in Oncology Social Work, develops educational programs and conduct research to address the psychosocial issues that accompany a cancer diagnosis and treatment.

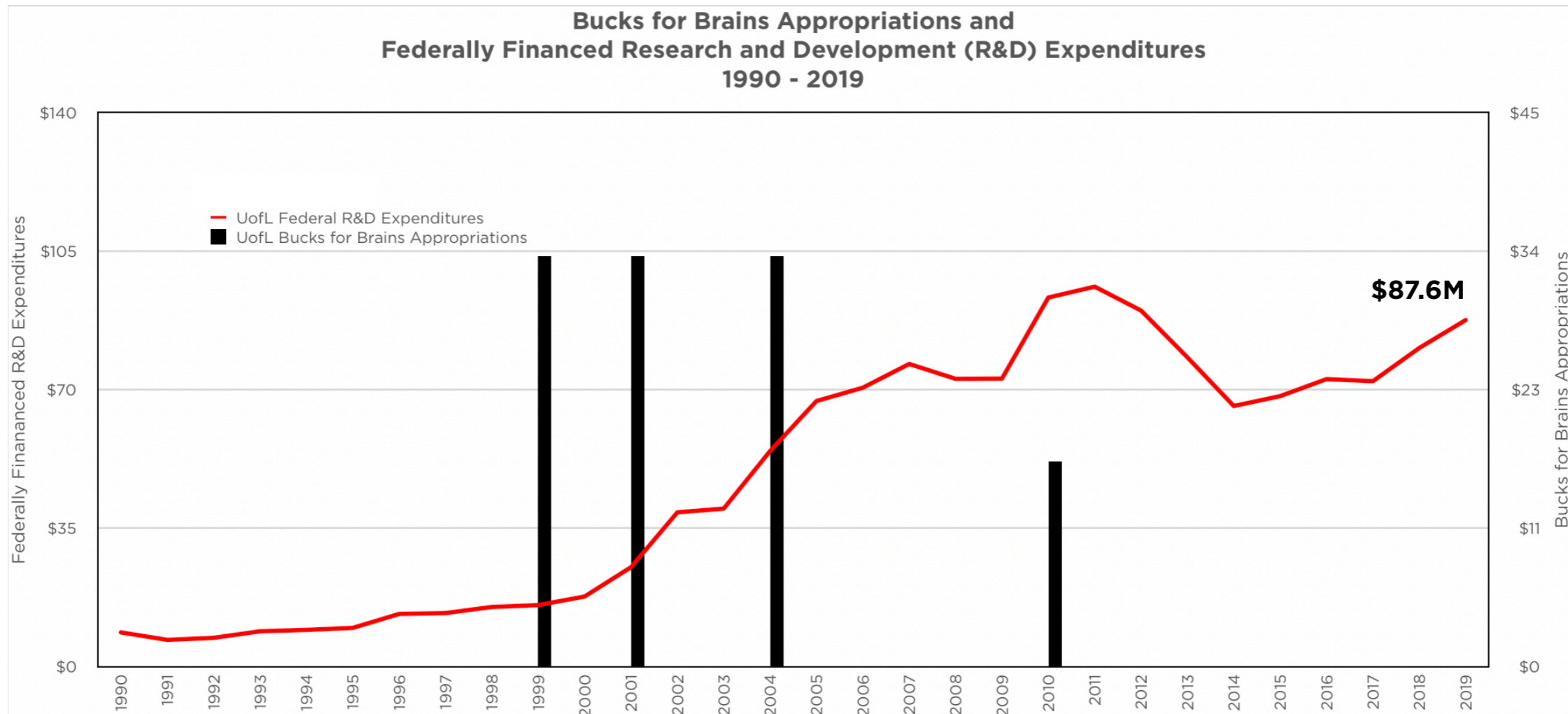
She recently conducted a Fulbright-supported sabbatical to work at the Cancer Institute in India, where the incidence of cancer is rapidly increasing.

While the clinics have modern medicine for treating cancer, the psychological, social, and economic burden on individuals with cancer and their families remain under addressed. Kayser's goal was to build the clinical research capacity of the psycho-oncology department so that they would be better equipped to conduct research in a clinical setting with the goal of building evidence-based practice.

PICTURED: Dr. Karen Kayser (front row, left), Dr. LaRocca Endowed Chair in Oncology Social Work

FIGURE 1: IMPACT OF THE ENDOWMENT MATCH PROGRAM ON THE UNIVERSITY'S RESEARCH ENTERPRISE

Bucks for Brains is a catalyst for the monumental growth in externally sponsored research funding at the University of Louisville. Since the Kentucky General Assembly passed the Postsecondary Education Improvement Act of 1997 (House Bill 1), federally funded research and development (R&D) expenditures have increased significantly from \$13.5M to nearly \$88M in FY2019.



IMPACT: Investment in UofL research attracts significant funding from federal agencies and other organizations. This flow of external funding into the state spurs economic activity, creates new jobs, and provides new opportunities for Kentucky's citizens.

EMPLOYMENT IMPACT OF THE ENDOWMENT MATCH PROGRAM

As of June 30, 2019, the University of Louisville has appointed a total of 78 faculty endowed chairs and professorships under the Endowment Match Program. Of those appointments, 65 are male and 13 are female.

A total of 124 additional faculty members have been hired under the auspices of the Endowment Match Program to support research efforts. Of these, 75 are male and 49 are female. These faculty positions are assistant or associate professors and are not endowed chairs, but fall under the category of supporting research faculty funded from endowment funds.

Of the 402 staff positions hired with Endowment Match Program funds, 179 are male and 223 are female.

TABLE 3A: Gender of Endowment Match Program Faculty and Staff

	Male	Female	Total
Chairs	58	9	67
Professorships	7	4	11
Support Research Faculty	75	49	124
Staff	179	223	402
Total	140	285	604

(CONTINUED)

EMPLOYMENT IMPACT OF THE ENDOWMENT MATCH PROGRAM (CONT.)

As of June 30, 2019, the University of Louisville is supporting a total of 604 individuals under the Endowment Match Program. Of the employees, 420 are White, 64 are Black, 87 are Asian, 18 are Hispanic, and 15 are categorized as Other.

TABLE 3B: Race of Endowment Match Program Faculty and Staff as of June 30, 2019

	<u>White</u>	<u>Black</u>	<u>Asian</u>	<u>Hispanic</u>	<u>Other</u>	<u>Total</u>
Chairs	50	5	9	3	0	67
Professorships	8	0	2	0	1	11
Support Research Faculty	83	38	0	2	1	124
Staff	279	21	76	13	13	402
Total	420	64	87	18	15	604

IMPACT: Research programs headed by renowned faculty create jobs for skilled workers from diverse backgrounds in areas ranging from laboratory technology and information technology to healthcare and administrative support. In 2019, UofL supported 604 highly skilled research positions utilizing funding from the Endowment Match Program. The diverse nature of this workforce is a key driver of the innovative spirit of UofL.

STEM Equity

Dr. Olfa Nasraoui, Endowed Chair of E-Commerce, leads a new \$1 million grant from the National Science Foundation to improve faculty equity in STEM fields at UofL.

The grant will be used for a three-year, campus-wide initiative called Advancement Through Healthy Empowerment, Networking, and Awareness (ATHENA), to help promote success for women faculty in those fields.

“The hope is that these interventions will help, not only women faculty in STEM, but everyone to grow, advance and succeed,” Nasraoui said. “We have people working on diverse subjects related to equity research all across campus. ATHENA brings them together.”

ATHENA is funded by NSF’s ADVANCE program. UofL is one of only two schools in Kentucky to be awarded under this program.

PICTURED: Dr. Olfa Nasraoui (left), Endowed Chair of E-Commerce, presents at Microsoft

EDUCATIONAL IMPACT OF THE ENDOWMENT MATCH PROGRAM

In addition to serving as a mechanism to support the recruitment and retention of faculty researchers, the Endowment Match Program also provides financial support and research opportunities to a diverse array of talented graduate students.

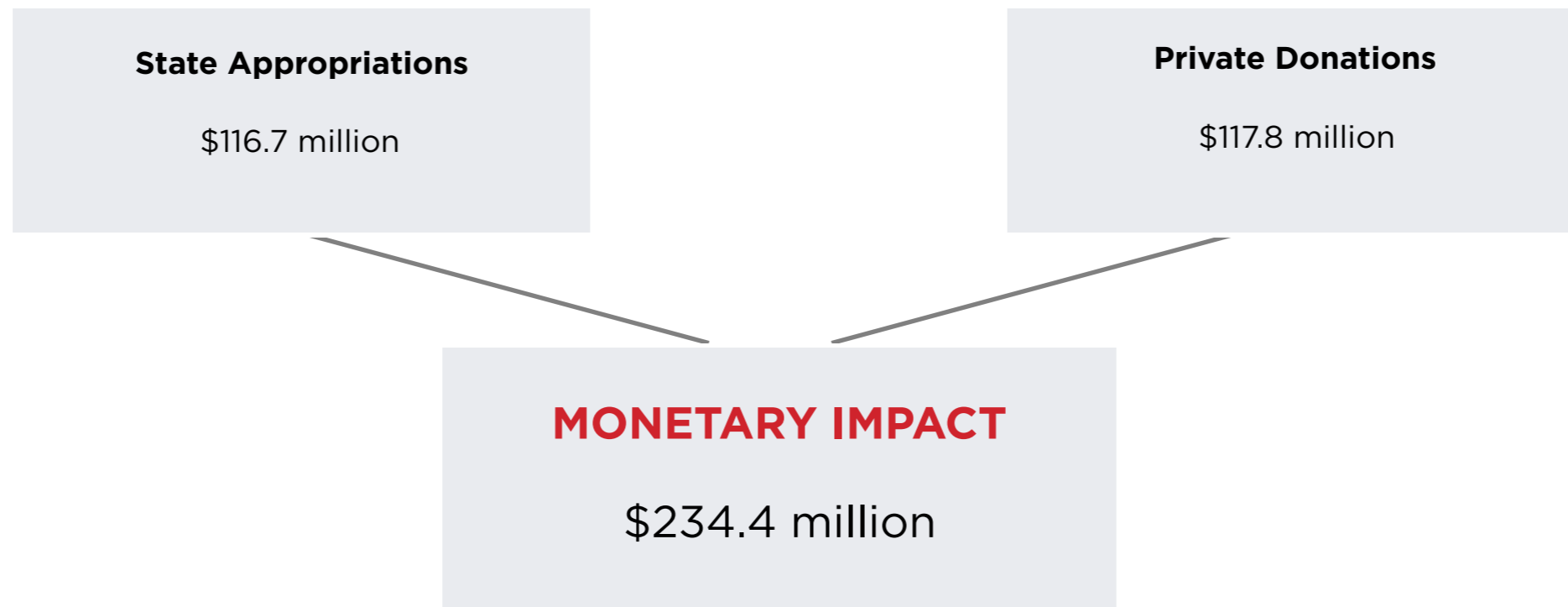
During Fiscal Year 2018-2019 there were 19 endowments supporting graduate fellowships. As a single endowment may support multiple student awards, 127 graduate students received support from endowment proceeds.

TABLE 4: Gender and Race of Endowment Match Program Financial Aid Recipients for Awards Made During Fiscal Year

	<u>White</u>	<u>Black</u>	<u>Indian</u>	<u>Asian</u>	<u>Hispanic</u>	<u>Hawaiian/Pacific Islander</u>	<u>Total</u>
Undefined	28	28					56
Male	14		2	1	2		19
Female	34		12	3	1	2	52
Total	76	28	14	4	3	2	127

IMPACT: Students at the University of Louisville receive first-hand research and learning experiences from faculty who are the best in the world in their field. At UofL, hundreds of undergraduate and graduate students have worked with Bucks for Brains scholars, preparing to become the leaders of tomorrow.

FIGURE 1: MONETARY IMPACT OF THE ENDOWMENT MATCH PROGRAM




IMPACT: Matching public dollars with private donations, the Endowment Match Program generated a total of \$234.4 million at the University of Louisville, providing a perpetual source of funding for UofL research activities. This investment is a seed that grows to yield benefits for the local and regional economies, improves the lives of Kentucky’s citizens and enhances the education of students who will be our future leaders, teachers, doctors, scientists and entrepreneurs.

3-D Printing Economy

Additive manufacturing, more commonly known as 3D printing, is expected to generate billions of dollars of community-transforming new business opportunities in the transportation, healthcare, construction and industrial sectors during the next decade. In order to build an inclusive innovation community around that transformative economic opportunity, **Dr. Sundar Atre, Endowed Chair of Manufacturing and Materials**, established the Louisville Additive Manufacturing Business Development Alliance (LAMBDA) will establish a 3D printing business incubator and workforce training center in West Louisville.

LAMBDA received \$400,000 funding from the Department of Commerce's Minority Business Development Alliance to pilot its program to engage the University of Louisville and their collaborations in national laboratories and industry with minority business enterprises (MBEs) and not-for-profit organizations. LAMBDA will catalyze the creation of new jobs and businesses in West Louisville driven by innovations through the commercialization of additive manufacturing technologies and products.



PICTURED: Dr. Sundar Atre, Endowed Chair of Manufacturing & Materials

ECONOMIC IMPACT OF THE ENDOWMENT MATCH PROGRAM ON THE COMMONWEALTH (CONT.)

During fiscal year 2018-2019, awards of external research grants and contracts resulted in a \$306 million dollar contribution to the Kentucky economy, including \$99 million dollars in personal income. Each dollar of out of state external funding for research generates approximately \$1.72 worth of total related expenditures within the commonwealth.

TABLE 5: Impacts on the Commonwealth

	EMPLOYMENT	LABOR INCOME	VALUE ADDED	OUTPUT
Direct	795	\$56.6M	\$73.2M	\$176.8M
Indirect	507	\$24.6M	\$35.8M	\$72.3M
Induced	400	\$17.9M	\$31.1M	\$56.6M
TOTAL	1,701	\$99.1M	\$140.1M	\$305.7M

R&D EXPENDITURES BY SOURCE OF FUNDS

TABLE 7: R&D Expenditures by Source of Funds Fiscal Years 2015 through 2019

Source	FY2015	FY2016	FY2017	FY2018	FY2019
Federal government	68,346,757	72,644,287	72,119,429	80,510,993	87,562,510
Institution funds	53,624,262	55,372,895	57,309,286	53,767,659	48,834,210
All other sources	16,398,751	18,199,386	22,558,634	18,859,762	13,596,010
Industry/Business	5,000,801	7,693,132	9,638,875	9,875,519	7,474,982
State and local government	11,005,014	11,390,055	9,298,504	6,807,887	8,113,710
Nonprofit organizations	8,890,342	7,605,459	6,663,734	6,831,719	7,879,827
Total	163,265,927	172,905,214	177,588,462	176,653,538	173,461,248

Source: NSF HERD Report FY2015, FY2016, FY2017, FY2018 and FY2019

Brain Imaging

Endowed Chair of Behavioral Brain Imaging, Dr. Brendan Depue, via a prestigious Brain and Behavior Research Foundation Young Investigator Award, is examining the neurobiological basis of anxiety using functional magnetic resonance imaging (fMRI).

Anxiety disorders constitute the most prevalent subgroup of mental disorders in most western societies, with an estimated lifetime incidence of 33.7% in the US.

Over the last four decades, the same general brain network alterations have been presented as a model for numerous psychiatric disorders, highlighting a critical need for increased specificity in defining neural circuits that underlie anxious symptomatology.

Depue's preliminary work, using high resolution fMRI at UofL, investigating fear and anxiety in humans, supports a new theory outlining a much more specific neural model that suggests a new approach to the neural basis of anxiety.



PICTURED: Dr. Brendan Depue (far left), Endowed Chair of Behavioral Brain Imaging

IMPACT OF THE ENDOWMENT MATCH PROGRAM ON TRANSLATION AND INNOVATION

TABLE 8: Translation and Commercialization Impact, FY 2018 and 2019

Invention Disclosures and Patents	FY18	FY19 (TO DATE)
Number of Invention Disclosures Received by the University	83	98
Number of Invention Disclosures Generated by Match Program Faculty	30	40
Number of U.S. Patent Applications Filed by the University	83	91
Number of U.S. Patent Applications Generated by Match Program Faculty	52	44
Number of New U.S. Patent Applications Filed by the University	49	61
Number of New U.S. Patent Applications Generated by Match Program Faculty	24	22
Number of U.S. Patents Issued to the University	21	25
Number of U.S. Patents Generated by Match Program Faculty	15	9
License/Option Agreements		
Number of Licenses/Options Executed by the University	14	20
Number of Licenses/Options Generated by Match Program Faculty	11	10
Number of Active Licenses/Options Executed by the University	116	119
Number of Active Licenses/Options Generated by Match Program Faculty	24	26
Amount of License Income Received by the University	\$2,993,130	\$762,593
Amount of License Income Generated by Match Program Faculty	\$106,256.58	\$566,646.26
Start-Up Activity		
Number of Start-Up Companies Formed / Dependent on University Technology	3	5
Number of Start-Up Companies Formed / Generated by Match Program Faculty	2	2
Number of Start-Up Companies Formed / Operating In-State	1	4

IMPACT: The Endowment Match Program has helped to facilitate Kentucky’s transition to an innovative, knowledge-based economy. Inventions stemming from UofL research translate directly into patents, licenses, and subsequent business opportunity, including start-up companies focusing on new treatments for cancer and transplant rejection, advanced manufacturing, and services and devices helping paralyzed children to become mobile again.

FINANCIAL STATUS OF THE ENDOWMENT MATCH PROGRAM

- During FY 2018-2019, the University of Louisville did not receive any additional funds from the Endowment Match Program;
- The total market value of the endowments established through the Endowment Match Program was up, reaching \$240,026,898 as of June 30, 2019;
- \$6,311,171 was expended for program activities as of June 30, 2019.

TABLE 9: Financial Status of the Endowment Match Program in FY 2018-2019

Original Value	\$234,431,353
Change in Value	\$223,245
Market Value as of 07/01/18	\$234,880,208
Activity in FY2018-2019	
Carryover from Prior Period	\$7,331,483
FY 2018-2019 Spend Declared	\$6,818,752
Total Available	\$14,150,235
Expended	\$6,311,171
Balance as of 06/30/19	\$7,839,064
Market Value as of 06/30/19	\$240,026,898

Table 10: Market Value During for Existing and New Endowments

Endowment Name	Date Established	Prior to 7/1/18		During Fiscal Year 2018-19					Market Value 6/30/2019
		State Funds Received	Gifts Received	Market Value 7/1/18	State Funds Received	Gifts Received	Investment Earnings (Loss)	Earnings Expended 2018-19	
<i>New Endowments:</i>									
Sub-Total		\$ - 0	\$ - 0	\$ - 0	\$ - 0	\$ - 0	\$ - 0	\$ - 0	\$ - 0
<i>Existing Endowments:</i>									
Calvin & Helen Lang Distinguished Visiting Professorship in Asian Studies	3/11/10	500,000	500,000	913,006	- 0	- 0	13,900	22,291	992,876
Dr Renato LaRocca Endowed Fund -	3/19/10	400,000	400,000	717,561	- 0	- 0	21,940	2,803	794,451
George A. Bush< Jr, Professorship in Clinical Trials Cancer Research		467,000	467,000	790,337	- 0	- 0	10,848	73,958	774,823
Visiting Jazz Artist Endowed Chair	3/24/10	414,500	399,113	685,634	- 0	- 0	10,918	6,428	779,825
Kosair Charities Pediatric Cancer Center Research Center	3/22/10	5,000,000	5,000,000	8,056,227	- 0	- 0	127,325	364,886	9,094,637
Paul Weber Endowed Chair in Politics, Science, & Religion	3/19/10	236,000	236,000	450,655	- 0	- 0	7,043	13,817	503,102
The Owsley Brown Frazier Endowed Chair in Physical medicine & Rehabilitation	3/24/10	750,000	750,000	1,309,230	- 0	- 0	19,878	-	1,419,845
BB&T Distinguished Professorship in Free Enterprise	3/24/10	500,000	500,000	893,992	- 0	- 0	13,820	8,163	987,175
Lung Cancer Endowed Chair	6/10/10	650,000	650,000	1,299,868	- 0	- 0	15,940	-	1,138,601
Hiram C, Polk, M.D. Surgery Endowed Chair	3/17/10	1,000,000	1,000,000	1,766,733	- 0	- 0	14,925	27	1,984,064

Translational Research Chair	3/17/10	1,325,000	1,325,000	2,304,437	- 0	- 0	37,219	20,131	2,658,504
Conn Ctr for Renewable Endery Research and Environmental Stewardship Director's Chair	1/15/10	1,500,000	1,500,000	2,712,209	- 0	- 0	41,702	36,175	2,978,719
Medicine - State B4B Round IV		500,000	500,000	865,324	- 0	- 0	12,130	13,409	866,410
Conn Ctr for Renewable Endery Research and Environmental Stewardship Fellowship	1/25/10	896,000	896,000	1,662,598	- 0	- 0	24,385	13,989	1,741,769
Center for Preventive Medicine Director's Chair	3/15/10	1,000,000	1,000,000	1,816,215	- 0	- 0	27,082	4,059	1,934,405
Helmsley Chair in Plant-based Pharmaceutical Rsearch	3/22/10	1,528,500	1,528,500	2,674,497	- 0	- 0	41,569	26,808	2,969,201
Ashland Inc. Chair in Early Childhood Education in Memory of Dr. Ralph O. Nystrand - State	12/1/99	500,000	500,000	1,177,923	- 0	- 0	13,374	15,231	955,260
Our Highest Potential Visiting Scholars Chair in Pan African Studies - State	1/12/05	1,000,000	1,000,000	1,918,713	- 0	- 0	27,814	12,094	1,986,742
Barnstable Brown Endowment for the Advancement of Diabetes Research - State	12/19/03	250,000	250,000	485,176	- 0	- 0	6,686	6,532	477,563
La Donna. and Charlie W. Johnson Assistant Professorship - State	10/13/00	100,000	100,000	214,627	- 0	- 0	2,272	-	162,294

Bioengineering Chair - State	9/17/02	1,973,709	1,973,709	4,420,036	- 0	- 0	59,213	140,126	4,229,470
Biomedical Devices - State	3/23/00	1,026,261	1,026,261	2,425,208	- 0	- 0	32,526	54,384	2,323,299
BIOMEMS Chair - State	2/28/02	1,000,000	1,000,000	2,014,258	- 0	- 0	24,838	155,878	1,774,150
Brown-Forman Cancer Research Endowment Fund	1/3/06	500,000	445,000	841,222	- 0	- 0	11,889	-	849,226
Brown-Forman Chair in Entrepreneurship - State	7/16/98	1,000,000	1,000,000	2,267,085	- 0	- 0	30,351	102,668	2,167,899
Bumgardner Chair in Molecular Pathogenesis of Microbial Infections	2/26/99	1,500,000	1,500,000	4,154,828	- 0	- 0	50,722	98,721	3,622,997
Cardiovascular Innovation Institute - Scientific Director - State	4/1/99	1,000,000	1,000,000	2,155,536	- 0	- 0	29,124	-	2,080,296
Carol B. McFerran Chair in Juvenile Diabetes Research - State	3/24/98	1,000,000	1,000,000	1,908,159	- 0	- 0	14,795	49,060	1,862,154
Challenge for Excellence Chair in Supply Chain Management - State	12/10/98	1,500,000	1,500,000	1,682,071	- 0	- 0	22,554	69,797	1,611,016
Charles L. Bloch, MD Professorship - State	12/11/00	333,658	328,910	624,978	- 0	- 0	9,045	8,002	646,050
Charles R. Pullin Fellowship	6/26/00	3,014,760	3,014,760	6,009,828	- 0	- 0	87,271	112,152	6,233,635
Children's Hospital Foundation Chair for Pediatric Research - State	5/26/98	1,000,000	1,000,000	2,437,978	- 0	- 0	32,621	125,952	2,330,064
Professorship in Arts & Sciences -State (Civic Leadership)	5/19/04	1,000,000	1,000,000	1,889,609	- 0	- 0	27,583	23,187	1,970,180
David A. and Betty A. Jones Scholars Program	2/9/06	2,054,000	2,054,000	3,488,135	- 0	- 0	55,797	2,500	3,985,525

Delta Dental Endowed Professorship in Oral Health & Systemic Disease - State	9/14/00	750,000	750,000	1,405,287	- 0	- 0	19,901	149,073	1,421,493
Dr. Arno F. Spatola Endowed Fellowship Fund - State	12/8/04	100,000	100,000	194,857	- 0	- 0	2,501	11,345	178,625
Dr. Henry D. Garretson Chair in Spinal Cord and Head Injury Research - State	7/15/98	500,000	500,000	1,591,120	- 0	- 0	21,351	112,938	1,525,049
Dr. Michael and Joan Hamilton Endowed Chair in Autoimmune Disease	1/3/06	1,000,000	1,000,000	1,898,928	- 0	- 0	27,478	30,411	1,962,749
Dr. William G. & Joan L. Caldwell Chair in Gynecologic Oncology - State	1/23/01	1,000,000	1,000,000	1,967,476	- 0	- 0	24,977	-	1,784,077
Drs. Arthur and Virginia Keeney Chair in Ophthalmology and Visual Sciences - State	8/8/97	1,000,000	1,000,000	2,672,044	- 0	- 0	34,581	57,207	2,470,039
Endowed Chair for E-Commerce	5/30/01	2,000,000	2,000,000	3,928,254	- 0	- 0	57,134	72,382	4,081,014
Endowed Chair in Bio-imaging -State	5/30/01	2,000,000	2,000,000	3,965,227	- 0	- 0	57,800	72,382	4,128,587
Endowed Chair in Neurological Surgery - State	3/10/99	500,000	500,000	1,104,325	- 0	- 0	14,992	49,722	1,070,857
Endowed Chair in Urban Health Policy - State	11/8/01	500,000	500,000	1,087,677	- 0	- 0	13,688	7,336	977,712
Endowed Chair of Biomechanics	5/30/01	3,000,000	3,000,000	5,891,437	- 0	- 0	85,685	118,310	6,120,363
Endowed Professor of Molecular Signaling - State	2/2/00	500,000	500,000	1,090,087	- 0	- 0	14,770	48,238	1,055,000
Evelyn J. Schneider Endowed Chair for Scholarly Communication - State	7/2/97	1,055,000	1,055,000	2,628,139	- 0	- 0	35,205	134,643	2,514,625
Fifth Third Bank Professor of Community Development	1/3/06	250,000	250,000	478,952	- 0	- 0	7,058	5,713	504,121

Florence Lutz - Mission Support - State	11/14/01	1,249,476	1,249,476	2,517,088	- 0	- 0	35,200	103,266	2,514,286
George E. and Mary Lee Fischer Chair in Family Entrepreneurship - State	12/16/98	500,000	500,000	1,357,020	- 0	- 0	14,568	-	1,040,593
Gerald L. and Jacqueline W. Nichols Research Award - State	1/1/01	125,000	125,000	256,799	- 0	- 0	3,418	20,412	244,159
Gheens Foundation Cardiovascular Innovation Institute Research Fund	1/3/06	1,000,000	1,000,000	1,634,339	- 0	- 0	26,130	-	1,866,414
Gheens Foundation, Inc. Chair in Aging Research - State	3/18/02	1,000,000	1,000,000	2,074,972	- 0	- 0	28,200	20,727	2,014,256
Goldie Margaret Wilson Endowment Fund - State	1/7/98	230,000	230,000	620,403	- 0	- 0	8,360	31,798	597,113
Raymond Lee Leiby Endowed Professor of Parkinson's Disease Research - State	11/26/01	1,000,000	1,000,000	1,653,623	- 0	- 0	41,217	129,416	1,550,123
Grosscurth Chair in Intellectual Property	5/30/01	1,000,000	1,000,000	1,962,918	- 0	- 0	28,564	36,191	2,040,297
Ha T. and Nga T. Le Endowed Chair in Pediatric Allergy and Immunology	3/22/06	1,000,000	1,000,000	1,946,003	- 0	- 0	25,013	-	1,786,653
Harry S. Frazier, Jr. Family Cancer Research Endowment	1/3/06	500,000	500,000	858,774	- 0	- 0	12,574	8,804	898,131
Henry M. and Stella M. Hoenig Fund	3/22/06	1,200,000	1,200,000	2,112,186	- 0	- 0	31,232	-	2,230,852
Henry Vogt Professorship In Cancer Prevention & Control	10/5/05	500,000	500,000	924,467	- 0	- 0	13,440	-	960,011
Herbert F. Boehl Chair in Health Law and Policy - State	9/18/98	500,000	500,000	1,109,456	- 0	- 0	14,951	28,517	1,067,916
Herbert F. Boehl Chair in Property and Land Use - State	9/18/98	1,000,000	1,000,000	2,237,962	- 0	- 0	30,009	122,801	2,143,531

Heuser Hearing Institute Professorship in Otology	1/3/06	370,000	370,000	684,778	- 0	- 0	10,066	-	718,992
Heuser Hearing Research Endowed Chair - State	2/15/01	1,000,000	1,000,000	1,980,164	- 0	- 0	27,667	194,285	1,976,220
Humana Chair in International Pediciatrics	1/3/06	1,000,000	946,477	1,750,275	- 0	- 0	24,955	29,064	1,782,527
Humana Endowment Fund for International Pediatrics	1/3/06	1,000,000	1,000,000	1,656,697	- 0	- 0	26,332	-	1,880,829
Institute for Molecular Cardiology Mission Support - State	5/27/04	1,000,000	1,000,000	2,136,187	- 0	- 0	29,223	92,523	2,087,341
J. Henning Hilliard Fellowship - State	10/24/01	100,000	100,000	200,471	- 0	- 0	2,814	5,390	200,966
James Graham Brown Chair in Cancer in Biophysics	9/28/01	642,000	642,000	1,425,834	- 0	- 0	19,151	70,788	1,367,897
James Graham Brown Foundation "Our Highest Potential" Chair in Cancer Research - State	9/28/01	1,000,000	1,000,000	2,042,574	- 0	- 0	27,972	106,539	1,998,025
James Graham Brown Foundation Chair - State	7/30/99	2,000,000	2,000,000	4,293,862	- 0	- 0	100,089	198,524	7,149,227
James Graham Brown Foundation Chair of Cancer Biology - State	12/30/00	1,000,000	1,000,000	1,914,359	- 0	- 0	27,277	-	1,948,329
James Graham Brown Foundation Chair of Structural Biology - State	12/30/00	1,000,000	1,000,000	1,659,420	- 0	- 0	25,841	32,139	1,845,804
James Graham Brown Foundation Endowed Chair in Proteomics	9/28/01	500,000	500,000	1,100,039	- 0	- 0	14,758	60,440	1,054,120
James R. Petersdorf Chair in Spinal Cord & Head Injury Research - State	4/7/98	500,000	500,000	1,254,173	- 0	- 0	16,821	59,118	1,201,508
Jewish Community Federation of Louisville, Inc. Chair in Judaic Studies	3/22/06	500,000	500,000	820,694	- 0	- 0	13,267	-	947,622

Jewish Hospital Chair in Cardiovascular Surgery - Cardiovascular Innovation Institute-Medical Director - State	4/1/99	1,000,000	1,000,000	2,131,570	- 0	- 0	28,990	83,898	2,070,695
Jewish Hospital Distinguished Chair in Hepatology - State	7/1/01	1,000,000	1,000,000	1,842,272	- 0	- 0	27,275	72,617	1,948,231
Jewish Hospital Distinguished Chair in Transplantation Research - State	4/1/99	4,000,000	4,000,000	8,237,094	- 0	- 0	112,045	335,917	8,003,190
Jewish Hospital Heart and Lung Institute Distinguished Chair in Cardiology - State	12/23/97	1,000,000	1,000,000	2,405,781	- 0	- 0	32,608	121,034	2,329,121
John Andrew Dillon, Jr. Graduate Fellowship in Physics - State	2/16/04	250,000	250,000	531,128	- 0	- 0	6,453	-	460,960
Kosair Charities Chair in Pediatric Heart Surgery Research - State	6/23/04	1,000,000	1,000,000	1,906,639	- 0	- 0	27,763	16,450	1,983,084
Kosair Children's Hospital/Norton Healthcare Pediatric Oncology Endowed Chair Fund - State	5/1/04	1,000,000	1,000,000	2,152,670	- 0	- 0	14,825	-	2,058,953
Kosair Children's Hospital/Norton Healthcare Research Fund for Pediatric Sleep Disorders - State	5/1/04	1,000,000	1,000,000	2,152,670	- 0	- 0	14,250	-	2,017,883
KY Fund for Healthy Living Research Fund	1/3/06	100,000	100,000	178,601	- 0	- 0	2,712	7,014	193,713
KY Lions Eye Foundation Fund in Ophthalmology	3/22/06	1,700,000	1,700,000	3,148,157	- 0	- 0	46,111	13,058	3,293,628
Leonard V. and Ruby J. Hardin Family Doctoral Graduate Fellowship - State	10/23/99	100,000	100,000	212,422	- 0	- 0	2,739	9,165	195,657
Lolita S. and Samuel D. Weakley Endowed Research Chair in Anesthesiology - State	1/4/99	1,000,000	1,000,000	2,327,524	- 0	- 0	31,146	77,443	2,224,720

Magdalen McDowell Evans Trust in Memory of Dr. Thomas C. Evans - State	6/25/98	373,000	373,000	1,071,238	- 0	- 0	15,025	30,739	1,073,213
Mary Lee and George F. Duthie Chair in Engineering Logistics - State	6/2/98	500,000	500,000	1,267,029	- 0	- 0	16,448	63,780	1,174,868
Master Fund II - A - State	2/25/02	990,250	990,250	1,733,410	- 0	- 0	26,899	13,549	1,921,375
Master Fund II - B - State	2/25/02	- 0	- 0	0	- 0	- 0	-	-	-
Matthew Aldridge Cowan Ph. D. Fellowship - State	8/1/03	550,000	550,000	1,048,386	- 0	- 0	15,637	14,672	1,116,913
Mitch McConnell Chair in Leadership - State	9/3/98	1,000,000	996,482	2,473,211	- 0	- 0	33,048	106,194	2,360,554
Neurological Rehabilitation Research Fund	4/14/04	500,000	500,000	1,075,560	- 0	- 0	15,338	24,913	1,095,558
Norton Healthcare Chair in Neurosurgey - State	5/15/98	1,000,000	963,098	2,149,281	- 0	- 0	26,241	156,525	1,874,382
Ole A., Mabel Wise and Wilma Wise Nelson Chair in Clinical Geriatrics Research - State	3/23/00	1,000,000	1,000,000	2,225,501	- 0	- 0	29,952	119,353	2,139,463
Professorship in Engineering - State (Schwarzwalder & Winnia)	12/5/02	1,146,000	1,146,000	2,240,645	- 0	- 0	32,044	127,781	2,288,843
Rebecca L. and Henry P. Conn Graduate Fellowship - State	1/2/01	263,000	263,000	586,403	- 0	- 0	8,070	33,212	576,413
Robert W. Rounsavall Jr. and Gretchen C. Rounsavall Endowed Chair in Ocular Molecular Biology - State	6/3/04	1,000,000	1,000,000	1,863,972	- 0	- 0	27,219	21,274	1,944,189
Samuel J. Stallings Chair in Law - State	10/28/98	539,598	539,598	1,298,865	- 0	- 0	17,411	74,444	1,243,653
Samuels Family Scholarshp Fund - State	12/9/97	200,000	200,000	490,220	- 0	- 0	6,643	19,272	474,490

Schmid Foundation Endowed Fund	1/3/06	50,000	50,000	88,266	- 0	- 0	1,428	1,410	102,026
Shirley B. Powers Endowed Chair in Nursing Systems Research - State	7/18/00	500,000	500,000	1,027,717	- 0	- 0	13,865	27,176	990,352
Smith & Lucille Gibson Professorship in Medicine - State	3/9/00	433,000	430,895	887,751	- 0	- 0	12,366	-	883,281
Speed Alumni Computing Resource Fund II - State	4/26/00	250,000	250,000	543,953	- 0	- 0	7,295	23,138	521,098
Spinal Cord & Head Injury Fund #3 - State	2/6/01	500,000	500,000	953,929	- 0	- 0	13,662	42,458	975,835
Sutherland Endowed Chair in Glass Arts	1/3/06	500,000	500,000	945,333	- 0	- 0	12,898	13,155	921,274
Technical Writing Chair in Rhetoric	5/30/01	1,000,000	1,000,000	1,977,808	- 0	- 0	28,556	38,937	2,039,699
The Elizabeth and Frederick Cressman Scholars Fund - State	2/19/02	500,000	499,055	1,039,219	- 0	- 0	14,080	46,000	1,005,709
The Founder Chair in Cancer Research	1/3/06	864,800	864,800	1,661,042	- 0	- 0	12,841	22,747	1,575,928
The Infrastructure Research Chair - State	7/16/01	1,000,000	1,000,000	2,149,041	- 0	- 0	27,488	133,232	1,963,405
Tobacco Harm Reduction Research Chair	10/5/05	1,000,000	1,000,000	1,767,482	- 0	- 0	26,210	-	1,872,112
University Medical Associates, PSC Chair in Pulmonary Medicine - State	7/16/04	1,000,000	1,000,000	1,761,252	- 0	- 0	25,555	1,819	1,825,351
University Pediatrics Foundation, Inc. Fund for Pediatric Outcomes Research	10/5/05	1,000,000	1,000,000	1,770,859	- 0	- 0	27,597	25,836	1,971,238
University Pediatrics Foundation, Inc. Fund for Pediatric Research	12/12/03	1,000,000	1,000,000	2,372,093	- 0	- 0	33,460	68,267	2,390,003
Wendell Cherry Chair in Clinical Trial Research	3/22/06	600,000	600,000	1,028,441	- 0	- 0	16,007	2,614	1,143,391

William T. Runner, Jr. Fellowship - State	12/31/99	250,000	250,000	675,473	- 0	- 0	9,071	29,914	647,937
Woodrow M. Strickler "Our Highest Potential" Chair in Entrepreneurship - State	7/28/98	1,031,478	1,031,478	2,044,340	- 0	- 0	29,071	37,739	2,076,465
Wendell Cherry Chair in Cancer Translational Research	7/2/06	1,000,000	987,359	1,749,680	- 0	- 0	25,853	186	1,846,676
Hiram Polk Endowment Fund in Surgery	7/2/06	750,000	750,000	1,273,657	- 0	- 0	20,175	62,211	1,441,102
Humana Foundation Professorship in Clinical Trial Research	7/9/06	500,000	500,000	839,019	- 0	- 0	11,777	-	841,203
Endowed Chair in Oncology Social Work (Baptist East, Amgen, Private Gifts)	4/16/07	550,000	550,000	916,179	- 0	- 0	17,122	5,431	1,222,992
Paul Weber Mentoring Fellowship	4/16/07	50,000	50,000	77,814	- 0	- 0	1,324	-	94,569
Distinguished Visiting Scholars Fund in Liberal Studies	4/16/07	1,000,000	1,000,000	1,508,148	- 0	- 0	25,882	10,059	1,848,729
Fund in Civic Leadership and Education McConnell Center	7/2/06	1,000,000	1,000,000	1,614,470	- 0	- 0	25,639	16,436	1,831,393
Chemistry Endowed Chair-State	1/30/08	875,000	875,000	1,741,568	- 0	- 0	23,922	55,148	1,708,721
Chemistry Endowed Chair-State	1/30/08	125,000	125,000	248,281	- 0	- 0	3,415	2,990	243,931
Garretson Research Fund - State	7/2/06	500,000	500,000	1,326,573	- 0	- 0	17,387	97,607	1,241,898
Arthur and Elizabeth Schoen and Anna Brown Chair in Gastroenterology - Clinical	12/4/07	1,000,000	1,000,000	2,535,024	- 0	- 0	35,419	6,911	2,529,934
Parkinson Support Center Research Fund	12/4/07	275,000	275,000	439,149	- 0	- 0	7,441	1,100	531,536
Mary Lou and Earl Kornhorst Fund - State	3/21/06	250,000	250,000	428,429	- 0	- 0	6,679	4,816	477,051

Horn Foundation Franchising Program - State	9/26/06	118,522	118,522	205,064	- 0	- 0	2,892	26,690	206,588
Friends For Michael End Chair - State	10/9/09	500,000	500,000	1,075,560	- 0	- 0	15,280	24,913	1,091,445
Joseph and Joan McSweeny Diversity Fellowship - State	3/8/10	499,950	499,950	990,511	- 0	- 0	13,634	-	973,831
Thom Zimmerman Research Fund - State	3/8/10	300,000	300,000	605,576	- 0	- 0	8,299	1,051	592,771
Ceter For Asian Democracy	1/19/07	1,000,000	1,000,000	1,974,602	- 0	- 0	27,113	66,550	1,936,629
SPHIS Urban Health Chair	1/19/07	500,000	500,000	1,128,904	- 0	- 0	14,602	24,933	1,042,993
Center for Advanced Neurosurgery Chair - State	10/13/11	200,000	200,000	424,086	- 0	- 0	5,683	-	405,909
Sub-Total		\$118,175,462	\$117,990,693	\$234,880,693	\$ - 0	\$ - 0	\$ 3,329,361	\$ 6,311,171	\$ 240,026,898
Grand-Total		\$118,175,462	\$117,990,693	\$234,880,693	\$ - 0	\$ - 0	\$ 3,329,361	\$ 6,311,171	\$ 240,026,898

UNIVERSITY OF
LOUISVILLE®